

BODY BUILDER CATALOGUE

Parker

Basic formulas for hydraulic pumps

Flow (q)

$$q = \frac{D \times n \times \eta_v}{1000} \text{ [l/min]}$$

Torque (M)

$$M = \frac{D \times \Delta p}{63 \times \eta_{hm}} \text{ [Nm]}$$

Power (P)

$$P = \frac{q \times \Delta p}{600 \times \eta_t} \text{ [kW]}$$

D – displacement [cm³/rev]
n – shaft speed [rpm]
η_v – volumetric efficiency
Δp – differential pressure [bar] (between inlet and outlet)
η_{hm} – mechanical efficiency
η_t – overall efficiency ($\eta_t = \eta_v \times \eta_{hm}$)

Basic formulas for hydraulic motors

Flow (q)

$$q = \frac{D \times n}{1000 \times \eta v} \text{ [l/min]}$$

Torque (M)

$$M = \frac{D \times \Delta p \times \eta_{hm}}{63} \text{ [Nm]}$$

Power (P)

$$P = \frac{q \times \Delta p \times \eta_t}{600} \text{ [kW]}$$

D – displacement [cm³/rev]
n – shaft speed [rpm]
η_v – volumetric efficiency
Δp – differential pressure [bar] (between inlet and outlet)
η_{hm} – mechanical efficiency
η_t – overall efficiency ($\eta_t = \eta_v \times \eta_{hm}$)

Nomogram

Flow – Line dimension – Flow velocity

Example 1
Pressure line
Q = 65 l/min
d = 3/4"
v = 3.8 m/s

Example 2
Suction line
Q = 50 l/min
v = 0.8 m/s
d = 1 1/2"

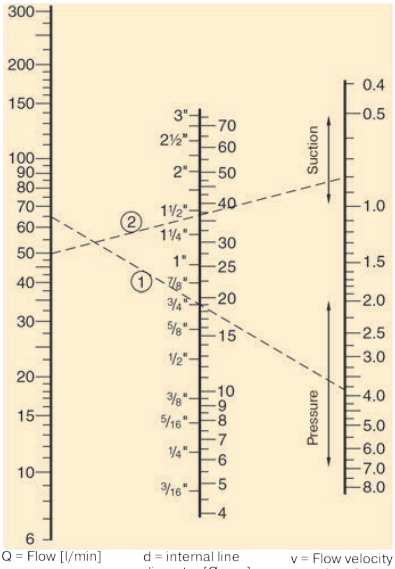

Q = Flow [l/min] | d = internal line diametre [Ø mm] | v = Flow velocity [m/s]

Conversion factors

1 kg	2.20 lb
1 N	0.225 lbf
1 Nm	0.738 lbf ft
1 bar	14.5 psi
1 l	0.264 US gallon
1 cm³	0.061 cu in
1 mm	0.039 in
$^9/_5$ °C + 32	1°F
1 kW	1.34 hp

Conversion factors

1 lb	0.454 kg
1 lbf	4.448 N
1 lbf ft	1.356 Nm
1 psi	0.068948 bar
1 US gallon	3.785 l
1 cu in	16.387 cm3
1 in	25.4 mm
1°F	9/5°C + 32
1 hp	0.7457 kW

Tel: +45 63 12 83 00 | Email: ps@hymatik.com | www.hymatik.com | Hvidkaervej 27a, DK-5250 Odense SV, Denmark

Table of Contents

Pumps and motors	4
Hydraulic filters	16
Cetop valves	18
Coolers	22
Manatrol valves	23
Accumulators	25
Hoses and hose fittings	26
Tubes and fittings	31
Diagnostics instruments	32
Quick couplers	35
Legris low pressure couplers	38
Pneumatic cylinders	40
Pneumatic solenoid valves	41
Valves for water	45
Air preparation	46
IQAN	48

WARNING — USER RESPONSIBILITY

FAILURE OR IMPROPER SELECTION OR IMPROPER USE OF THE PRODUCTS DESCRIBED HEREIN OR RELATED ITEMS CAN CAUSE DEATH, PERSONAL INJURY AND PROPERTY DAMAGE.

- This document and other information from Parker-Hannifin Corporation, its subsidiaries and authorized distributors provide product or system options for further investigation by users having technical expertise.
- The user, through its own analysis and testing, is solely responsible for making the final selection of the system and components and assuring that all performance, endurance, maintenance, safety and warning requirements of the application are met. The user must analyze all aspects of the application, follow applicable industry standards, and follow the information concerning the product in the current product catalog and in any other materials provided from Parker or its subsidiaries or authorized distributors.
- To the extent that Parker or its subsidiaries or authorized distributors provide component or system options based upon data or specifications provided by the user, the user is responsible for determining that such data and specifications are suitable and sufficient for all applications and reasonably foreseeable uses of the components or systems.

Offer of Sale
Please contact your Parker representation for a detailed "Offer of Sale".

PUMPS AND MOTORS

F1 Pump ISO

Parker's hydraulic truck pump series F1 features high self-priming speed and high efficiency and is one of the leading truck pumps in the market. The F1 pump provides circuit reliability at speeds up to 3100 rpm at 400 bar (5,800 PSI). The F1 hydraulic pump is a very efficient and straightforward pump design with unsurpassed reliability. Its small envelope size gives a simple and inexpensive installation.

Applications
Cargo cranes
Hook loaders
Skip loaders
Forestry cranes
Multipurpose vehicles



Part number	Description	Displace-ment cm³/rev	Max operating pressure [bar]	Max flow 1) [l/min]	Torque 1) [Nm]	Max Input Power 3) [kW]	Max Shaft short circuited pump (low press.)	Speed [RPM] max selfpriming speed 2)	Weight [kg]
3781024	F1-25-R	25.6	400	78	163	45	3100	3050	8.5
3781025	F1-25-L	25.6	400	78	163	45	3100	3050	8.5
3781040	F1-41-R	40.9	400	104	260	61	2700	2550	8.5
3781041	F1-41-L	40.9	400	104	260	61	2700	2550	8.5
3781050	F1-51-R	51.1	400	125	324	73	2700	2450	8.5
3781051	F1-51-L	51.1	400	125	324	73	2700	2450	8.5
3781060	F1-61-R	59.5	400	143	378	83	2700	2400	8.5
3781061	F1-61-L	59.5	400	143	378	83	2700	2400	8.5
3781080	F1-81-R	81.6	400	180	518	105	2300	2200	12.5
3781081	F1-81-L	81.6	400	180	518	105	2300	2200	12.5
3781100	F1-101-R	102.9	400	216	653	126	2300	2100	12.5
3781101	F1-101-L	102.9	400	216	653	126	2300	2100	12.5

1) Theoretical values
2) Valid at an inlet pressure of 1.0 bar (abs.) when operating on mineral oil at a viscosity of 30 mm2/s (cSt).
3) Max 6 seconds in any one minute

Tel: +45 63 12 83 00 | Email: ps@hymatik.com | www.hymatik.com | Hvidkaervej 27a, DK-5250 Odense SV, Denmark

F1e - 61cc & 81cc

The new eSeries utilizes the highly efficient bent axis concept with the same high speed range as standard F1, and now with reduced noise level. It is utilizing the highly efficient Parker bent axis design, with the unique spherical piston concept. The well-proven gear synchronization and tapered bearing concept provide a very robust and reliable pump in demanding applications, applicable for both open and closed loop systems. Combined with our well proven track record of durable pumps, we have an outstanding uptime. Improvements in pressure pulsation and high-speed capability are ensuring pressure and flow performance at the highest levels of system efficiency together with lower noise emissions.

Applications
Cargo cranes
Hook loaders
Skip loaders
Forestry cranes
Multipurpose vehicles



Part number	Description	Displacement cm^3/rev	Max operating pressure [bar]	Max flow [1] [l/min]	Torque [1] [Nm]	Max Input Power [3] [kW]	Max Shaft short circuited pump (low press.)	Speed [RPM] max selfpriming speed [2]	Weight (kg) max	Reduced Noise level	Pressure pulsation
3725206	F1e-61-R	59.5	400	143	378	83	2700	2400	8,5	<- 6	-40 %
3725207	F1e-81-R	81.6	400	180	518	105	2300	2200	12,3	<- 6	-40 %

1) Theoretical values
2) Valid at an inlet pressure of 1.0 bar (abs.) when operating on mineral oil at a viscosity of 30 mm2/s (cSt).
3) Max 6 seconds in any one minute

Tel: +45 63 12 83 00 | Email: ps@hymatik.com | www.hymatik.com | Hvidkaervej 27a, DK-5250 Odense SV, Denmark

T1 Pump ISO

The Parker hydraulic truck pump series T1 features high self-priming speed and high efficiency and is one of the leading truck pumps in the market. The T1 pump was specifically designed to meet the requirements of light duty truck applications with short, non-frequent operating cycles such as tippers, and small loaders. The T1 pump provides circuit reliability at speeds up to 2000 rpm at 350 bar (5,000 psi). The T1 hydraulic pump is a very efficient and straightforward pump design with unsurpassed reliability. Its small envelope size gives a simple and inexpensive installation.

Applications
Tipper
Walking Floor



Part number	Description	Displacement cm^3/ rev	Max operating pressure [bar]	Max flow [1] [l/min]	Torque [1] [Nm]	Max Input Power [3] [kW]	Max Shaft short circuited pump (low press.)	Speed [RPM] max selfpriming speed [2]	Weight (kg) max
3782180	T1-81-R	81.5	350	163	453	95	2300	2000	8.5
3782181	T1-81-L	81.5	350	163	453	95	2300	2000	8.5
3782120	T1-121-R	118.5	350	190	658	111	2300	1600	12.5
3782121	T1-121-L	118.5	350	190	658	111	2300	1600	12.5

1) Theoretical values
2) Valid at an inlet pressure of 1.0 bar (abs.) when operating on mineral oil at a viscosity of 30 mm2/s (cSt).
3) Max 6 seconds in any one minute

Tel: +45 63 12 83 00 | Email: ps@hymatik.com | www.hymatik.com | Hvidkaervej 27a, DK-5250 Odense SV, Denmark

F1 motor

Parker's F1 hydraulic truck motor series features low noise, low weight, and high efficiency, making it one of the leading truck motor ranges on the market. The F1 motor provides circuit reliability at speeds up to 3000 rpm at 350 bar (5,000 PSI). The F1 hydraulic motor is a very efficient and straightforward motor design with unsurpassed reliability. Its small envelope size gives a simple and inexpensive installation.

Applications
Sewage truck
Tanker applications
Thruster applications
Multipurpose vehicles



Specifications

Part number	Description	Displacement cm³/rev	Max operating continuous	Pressure [bar] intermittent 1)	Torque 1) [Nm] at 200 bar	[Nm] at 350 bar	Max Input Power 3) [kW]	Max Shaft continuous	Speed [RPM] intermittent	Weight [kg]
3781724	F1-25-M	25.6	250	350	78	163	45	2300	3000	8.5
3781740	F1-41-M	40.9	250	350	78	163	64	2000	2700	8.5
3781750	F1-51-M	51.1	250	350	104	260	72	1800	2400	8.5
3781760	F1-61-M	59.5	250	350	104	260	76	1700	2200	8.5
3781780	F1-81-M	81.6	250	350	125	324	95	1500	2000	12.5
3781800	F1-101-M	102.9	250	350	125	324	108	1400	1800	12.5
3784120	F1-121-M	118.5	250	350	143	378	117	1300	1700	8.5

1) Max 6 seconds in any one minute.

Tel: +45 63 12 83 00 | Email: ps@hymatik.com | www.hymatik.com | Hvidkaervej 27a, DK-5250 Odense SV, Denmark

F2 Twin-flow pump

Parker's hydraulic truck pump series F2 is a further development of the twin-flow version of series F1, the very first bent-axis truck pump on the market to feature two entirely independent flows. With a suitable build-up of the hydraulic system, the main advantage of a Twin-Flow Pump is that three different flows can be provided at the same engine speed. Featuring a Smart System Solution, F2 pumps provide circuit reliability at speeds up to 2100 rpm at 400 bar (5,000 PSI). The F2 hydraulic pump is a very efficient and straightforward pump design with unsurpassed reliability. Its small envelope size gives a simple and inexpensive installation.

Applications
Hook loaders / Lift dumpers
Large truck loaders
Forestry cranes
Tipper/crane combinations
Multipurpose vehicles
Refuse collecting vehicles



Part number	Description	Displacement Port A	Displacement cm³/rev Port B	Max operating pressure [bar]	Intermittent pressure [bar] [3]	Max Input Power [3] [kW]	Max Shaft Speed (RPM) (unloaded pump, low press.)	Weight [kg]
3784042	F2-42/42-R	43	41	350	400	100	2550	19
3784043	F2-42/42-L	43	41	350	400	100	2550	19
3725444	F2-45/45-R	43	43	350	400	100	2550	19
3725391	F2-45/45-L	43	43	350	400	100	2550	19
3781453	F2-53/53-R	55	52	350	400	127	2550	19
3781454	F2-53/53-L	55	52	350	400	127	2550	19
3725408	F2-57/57-R	55	55	350	400	127	2550	19
3725389	F2-57/57-L	55	55	350	400	127	2550	19
3784128	F2-55/28-R	55	28	350	400	100	2550	19
3784129	F2-55/28-L	55	28	350	400	100	2550	19
3781470	F2-70/35-R	69	36	350	400	126	2550	19
3781471	F2-70/35-L	69	36	350	400	126	2550	19

1) Theoretical values
2) Valid at an inlet pressure of 1.0 bar (abs.) when operating on mineral oil at a viscosity of 30 mm2/s (cSt).
3) Max 6 seconds in any one minute

Tel: +45 63 12 83 00 | Email: ps@hymatik.com | www.hymatik.com | Hvidkaervej 27a, DK-5250 Odense SV, Denmark

F3 pump

The new, disengageable F3 series is a global innovation in mobile hydraulics. By engaging and disengaging the pump from the diesel engine on the fly, you can save substantial amounts of fuel. But you also reduce wear and tear on the pump and minimize the risk of costly downtime and standstill – while also reducing the noise level. All that is required is to press a button on the dashboard, without turning off the engine.

Applications
Cargo cranes
Hook loaders
Skip loaders
Forestry cranes
Multipurpose vehicles



Part Number 24VDC	Description	Displacement cm³/rev	Max operating pressure [bar]	Max flow [1] [l/min]	Torque [1] [Nm]	Max Input Power [3] [kW]	Max Shaft short circuited pump (low press.)	Speed [RPM] max selfpriming speed [2]	Weight [kg]
3720091	F3-81-R (with sensor)	81.6	400	180	518	105	2300	2200	16.7
3720092	F3-81-L (with sensor)	81.6	400	180	518	105	2300	2200	16.7
3720093	F3-101-R (with sensor)	102.9	400	216	653	126	2300	2100	16.7
3720094	F3-101-L (with sensor)	102.9	400	216	653	126	2300	2100	16.7
3725161	F3-81-R (with plug)	81.6	400	180	518	105	2300	2200	16.7
3725146	F3-81-L (with plug)	81.6	400	180	518	105	2300	2200	16.7
3725162	F3-101-R (with plug)	102.9	400	216	653	126	2300	2100	16.7
3725148	F3-101-L (with plug)	102.9	400	216	653	126	2300	2100	16.7

1) Theoretical values
2) Valid at an inlet pressure of 1.0 bar (abs.) when operating on mineral oil at a viscosity of 30 mm2/s (cSt).
3) Max 6 seconds in any one minute

Tel: +45 63 12 83 00 | Email: ps@hymatik.com | www.hymatik.com | Hvidkaervej 27a, DK-5250 Odense SV, Denmark

F4 Twin-flow pump

Multi-function made easy

The new, declutchable F4 series offers a unique combination of features. The dual flow design offers a simple and flexible solution for any vehicle requiring separate flows of differing capacities — multi-function applications like salt spreaders, skip loaders, forestry cranes, sludge trucks and many others. The patented clutch function lets you engage and disengage the pump from the diesel engine on the fly, enabling substantial savings on fuel.

The new F4 in short:

- Totally disconnected when not needed
- Save hundreds of litres on fuel
- Significant reduction of CO_2 emissions
- Safe limp-home in case of equipment failure
- Just push a button to activate on the go
- Thoroughly tested Parker technology
- Reduces wear on your pump and your transmission
- Compact and easy to install"



Applications

Hook loaders / Lift dumpers
Large truck loaders
Forestry cranes
Tipper/crane combinations
Multipurpose vehicles
Refuse collecting vehicles

Part number	Description	Displace-ment Port A	Displace-ment Port B	Max operating pressure (bar)	Intermittent pressure [bar] 2)	Max Input Power 2) [kW]	Max Shaft Speed [RPM] (unloaded pump)	Weight [kg]
3725442	F4-45/45-R	43	43	350	400	127	2550	29,5
3725443	F4-45/45-L	43	43	350	400	127	2550	29,5
3724262	F4-53/53-R	55	52	350	400	127	2550	29,5
3724263	F4-53/53-L	55	52	350	400	127	2550	29,5
3725407	F4-57/57-R	55	55	350	400	127	2550	29,5
3725241	F4-57/57-L	55	55	350	400	127	2550	29,5
3724153	F4-70/35-R	69	36	350	400	126	2550	29,5
3724264	F4-70/35-L	69	36	350	400	126	2550	29,5

1) Valid at an inlet pressure of 1.0 bar (abs.) when operating on mineral oil at a viscosity of 30 mm2/s (cSt).
2) Max 6 seconds in any one minute

Tel: +45 63 12 83 00 | Email: ps@hymatik.com | www.hymatik.com | Hvidkaervej 27a, DK-5250 Odense SV, Denmark

VP1

The VP1 is a variable displacement pump for truck applications. It can be close-coupled to a gearbox PTO (power take-off) or to a coupling independent PTO (e.g. an engine PTO) which meets ISO standard 7653-1985. An application that makes full use of all the features of the VP1 is truck cranes with a load sensing system. The complex systems of refuse collection vehicles and sewage trucks as well as various combinations of tippers, cranes, snow ploughs, and salt/ sand spreaders can also be greatly simplified and optimised with the VP1 pump.

The VP1 provides the hydraulic system with the correct amount of fluid at precisely the right moment, effectively reducing energy consumption and heat generation. This means a smoother and quieter hydraulic system with much reduced impact on the environment. The VP1 is highly efficient and extremely light. It is reliable, economical and easy to install. The 6 frame sizes, VP1-045, -060-075, -095, -110 and -130 have small installation dimensions.

The VP1 with e-regulator provides the hydraulic system with the correct amount of fluid at precisely the right moment, effectively reducing energy consumption and heat generation. This means a smoother and fuel-saving hydraulic system with reduced CO2 emissions.

The VP1 with e-regulator is designed with an electrical pressure control regulator. It is sturdy, yet simple, with few moving parts. The result is a reliable pump with long service life.

All VP1 sizes are available with a through-shaft option and EPC 1 and EPC 2 (electric proportional control). Find more information in Parker Truck Catalogue MSG30-8200/UK.





Part number	Description	Painted black	Displacement cm^3/rev	Max continous operating pressure [bar]	Intermittent pressure [bar] [1]	Max RPM short circuited pump (low press.)	Max self priming speed [RPM] [2]	Weight [kg]
3780334	VP1-045-RG-ZP-0-000-350/25-LS	No	45	350	400	3000	3000	27
3786169	VP1-045-RG-ZP-T-000-350/25-LS	Yes	45	350	400	3000	3000	27
3780335	VP1-045-LG-ZP-0-000-350/25-LS	No	45	350	400	3000	3000	27
3786170	VP1-045-LG-ZP-T-000-350/25-LS	Yes	45	350	400	3000	3000	27
3722283	VP1-060-RG-ZP-0-000-350/25-LS	No	60	350	400	3000	2700	27
3722285	VP1-060-RG-ZP-T-000-350/25-LS	Yes	60	350	400	3000	2700	27

Tel: +45 63 12 83 00 | Email: ps@hymatik.com | www.hymatik.com | Hvidkaervej 27a, DK-5250 Odense SV, Denmark

VP1

Part number	Description	Painted black	Displacement cm³/rev	Max continous operating pressure [bar]	Intermittent pressure [bar] 1)	Max RPM short circuited pump (low press.)	Max self priming speed [RPM] 2)	Weight [kg]
3722284	VP1-060-LG-ZP-0-000-350/25-LS	No	60	350	400	3000	2700	27
3722286	VP1-060-LG-ZP-T-000-350/25-LS	Yes	60	350	400	3000	2700	27
3780336	VP1-075-RG-ZP-0-000-350/25-LS	No	75	350	400	3000	2500	27
3786171	VP1-075-RG-ZP-T-000-350/25-LS	Yes	75	350	400	3000	2500	27
3780337	VP1-075-LG-ZP-0-000-350/25-LS	No	75	350	400	3000	2500	27
3786172	VP1-075-LG-ZP-T-000-350/25-LS	Yes	75	350	400	3000	2500	27
3786000	VP1-095-RA-Z0-0-000-350/25-LS	No	95	400	420	3000	2300*	27
3786003	VP1-095-RA-Z0-T-000-350/25-LS	Yes	95	400	420	3000	2300*	27
3786001	VP1-095-LA-Z0-0-000-350/25-LS	No	95	400	420	3000	2300*	27
3786002	VP1-095-LA-Z0-T-000-350/25-LS	Yes	95	400	420	3000	2300*	27
3784110	VP1-110-RA-Z0-0-000-350/25-LS	No	110	400	420	3000	2200*	27
3783814	VP1-110-RA-Z0-T-000-350/25-LS	Yes	110	400	420	3000	2200*	27
3784111	VP1-110-LA-Z0-0-000-350/25-LS	No	110	400	420	3000	2200*	27
3783815	VP1-110-LA-Z0-T-000-350/25-LS	Yes	110	400	420	3000	2200*	27
3784500	VP1-130-RA-Z0-0-000-350/25-LS	No	128	400	420	3000	2100*	27
3784507	VP1-130-RA-Z0-T-000-350/25-LS	Yes	128	400	420	3000	2100*	27
3784501	VP1-130-LA-Z0-0-000-350/25-LS	No	128	400	420	3000	2100*	27
3784508	VP1-130-LA-Z0-T-000-350/25-LS	Yes	128	400	420	3000	2100*	27

Through Shaft option on size -095/-110/-130

Part number	Description	Painted black	Displacement cm³/rev	Max continous operating pressure [bar]	Intermittent pressure [bar] 1)	Max RPM short circuited pump (low press.)	Max self priming speed [RPM] 2)	Weight [kg]	Max transmitted torque Nm
3723519	VP1-095-RA-ZP-T-000-350/25-LS	Yes	95	400	420	3000	2300*	30,5	720
3723520	VP1-095-LA-ZP-T-000-350/25-LS	Yes	95	400	420	3000	2300*	30,5	720
3723521	VP1-110-RA-ZP-T-000-350/25-LS	Yes	110	400	420	3000	2200*	30,5	720
3723522	VP1-110-LA-ZP-T-000-350/25-LS	Yes	110	400	420	3000	2200*	30,5	720
3724134	VP1-130-RA-ZP-T-000-350/25-LS	Yes	128	400	420	3000	2100*	30,5	720
3724135	VP1-130-LA-ZP-T-000-350/25-LS	Yes	128	400	420	3000	2100*	30,5	720

1) Max 6 seconds in any one minute.
2) At an inlet pressure of 1.0 bar (abs.) with mineral oil at a viscosity of 30 mm2/s (cSt).
* Valid with 3"" inlet (suction) line

Tel: +45 63 12 83 00 | Email: ps@hymatik.com | www.hymatik.com | Hvidkaervej 27a, DK-5250 Odense SV, Denmark

A 'suction fitting' consists of a straight, 45°, 90° or 135° suction fitting, clamps, cap screws and O-ring.

'Straight' fitting

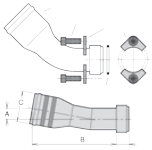

45° fitting

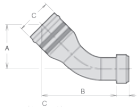

90° fitting

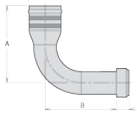

145° fitting

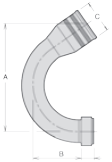

Suction fittings for F1, F2, F3 and VP1-095, -110 and -130

Part number	Description	A mm	B mm	C di. mm (inch)
3780635*)	Straight suction	0	85	38 (1 1/2")
3780636[2])	Straight suction	17	136	50 (2")
3780637[3])	Straight suction	25	145	63 (2 1/2")
3783523[3])	Straight suction	32	174	75 (3")
3781234*)	45° suction fitting	60	104	32 (1 1/4")
3780633*)	45° suction fitting	60	104	38 (1 1/2")
3780364[2])	45° suction fitting	67	110	50 (2")
3780634[3])	45° suction fitting	75	117	63 (2 1/2")
3783367[3])	45° suction fitting	95	138	75 (3")
3781062	45° suction fitting	67	110	40
3780975	45° suction fitting	67	110	45
3780978*)	90° suction fitting	126	83	38 (1 1/2")
3780979[2])	90° suction fitting	135	83	50 (2")
3781980[3])	90° suction fitting	147	83	63 (2 1/2")
3780976	90° suction fitting	135	83	45
3788690[3])	90° suction fitting	185	83	75 (3")
3781867	145° suction fitting	165	73	50 (2")

*) Recommended for frame size F1-25.
2) Recommended for frame size F1-41,-51,-61,-81, -101.
3) (3 clamps and 3 screws)

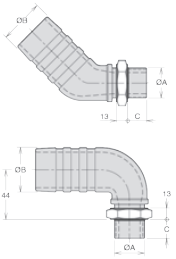

Suction fittings for F1 and VP1-045, -060 and -075 with BSP port treads

Part number	Description	ØA inch	ØB inch	C mm
509035016	45° suction fitting	BSP 1" *)	2"	18
509035116	45° suction fitting	BSP 1 1/4"	2"	18
509021916	45° suction fitting	BSP 1 1/4"	2 1/2"	18
509034516	90° suction fitting	BSP 1" *)	2"	18
509034616	90° suction fitting	BSP 1 1/4"	2"	18

*) Not for VP1-045/-060/-075

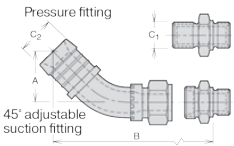

Fitting kits for VP1-045/-060/-075

Part number	Description	C_1	OC_2 inch	A mm	B mm
379 9563	45° suction fitting	BSP 3/4"	2"	71	154
379 9562	45° suction fitting	BSP 1" *)	2 1/2"	64	147

Auxiliary Valves

Bypass Valves and Unloading Valves for F1, F2, T1 and VP1 Pumpsdimensions. Find more information in Parker Truck Catalogue MSG30-8200/UK..

BPV-F1 and BPV-T1 Bypass valve

The bypass valve is mainly utilised in applications where the F1 pump is driven from the crank-shaft through a cardan shaft, or when it is installed on an engine PTO. The BPV bypass valve should be dis-engaged during transportation when the pump is operating constantly and the engine is running at max rpm; the hydraulic system is not sized for the large flow that would otherwise go through it. The BPV valve substantially reduces the energy loss during transportation.

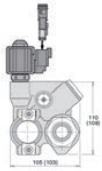

Part number	For F1 and T1 size	Pressure constant bar	Voltage V	Torque Nm
3787201	F1- 025 (²), -041, -051, -081 and T1-81	350	24	50
3784179	Manual override F1- 025 (²), -041, -051, -081 and T1-81	350	24	50
3787203	F1-081, -101 and T1-121	350	24	100
3784180	Manual override F1-081, -101 and T1-121	350	24	100
3781640	Drainkit (²) for F1-025, must be ordered separately			
3783036	Drainkit other F1, T1 and F2			

BPV-F2 Bypass valve

An F2 twin pump fitted with a bypass valve can be utilised in applications where the pump is operating constantly i.e. when the pump is driven from the crankshaft through a cardan shaft, or when it is installed on an engine-PTO. In addition, it can be used when, temporarily, one of the two circuits is not required; the power loss is thus reduced as the non-required flow is not forced through lines and 'open center' valves.

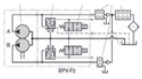

Part number	For F2 size	Pressure constant bar	Voltage V	Torque Nm
3787424	42/42, 45/45, 53/53, 55/28, 57/57,70/35	350	24	50
3784377	Manual override 42/42, 45/45, 53/53, 55/28, 57/57,70/35	350	24	50

BPV-VP1 Unloading Valve

The BPV-VP1 unloading valve is utilized in hydraulic systems where the pump is in constant operation. The valve protects the pump from being overheated in the off-load mode by allowing a small flow through the pump.

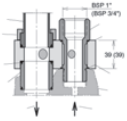

Part number	For VP1 pumps
3798799	see assembly instructions

PTO engine Adapter Kits for F1, F2 and VP1 pumps

Scania

Part number	Description	Max torque NM	Pump rotation
3789592	ED-120, bearing 19°, 37°.55°	600	clockwise F1 and VP1
3789970	ED-160, bearing 19°, 37°.55°	600	counter clockwise F1 and VP1

Mercedes

Part number	Description	Torque NM	Pump rotation
0050706404	R6	330	right hand Replaces 0013706404
00507012104	V6, V8	390	right hand Replaces 0050709604

MAN

Part number	Description	Torque NM	Pump rotation
0050081903	D20, D26	400	right hand

PTO, Power Take-Off

Parker Chelsea is a market leader in Power Take-Off products for the truck and mobile vocational markets. Our PTOs are designed with a wide range of internal speeds, torque capacities and output options to match up with virtually all driven equipment requirements. We offer a complete line of Power Take-Offs for North America, Asia Pacific, Australia, China, India and Europe, including cast iron 6-Bolt, 8-Bolt, 10-Bolt, countershaft, split-shaft and front engine mount applications. Features include mechanical shift, powershift, constant engaged shift options, overspeed controls and flanges for direct or remote mounting of hydraulic pumps, blowers, water pumps, product pumps and generators. Bottom line is if you need a reliable and rugged performer, think Parker Chelsea.

One example of Chelsea products: 880 PTO



Chelsea 880 Series Power Take-Offs (PTO) fit most manual transmissions with an 8-Bolt aperture. Ideal for product blowers, oil rigs, fire trucks, large cap tow vehicles and other tough challenges.

The 880 is excellent for heavy duty applications.

For our complete offering and further details on pump and motors, please refer to the Parker Truck Catalog MSG30-820/UK or website at parker.com

Tel: +45 63 12 83 00 | Email: ps@hymatik.com | www.hymatik.com | Hvidkaervej 27a, DK-5250 Odense SV, Denmark

HYDRAULIC FILTERS

EPF iprotect® Series
Ecological High Pressure Filter

The EPF Series is a highly compact, eco-friendly inline hydraulic oil filter that features re-useable element core. Capable of flows up to 700 l/min. Maximum allowable operating pressure 450 bar.

Compact solutions are possible because the element remains in the filter bowl during the service. Easy to integrate into hydraulic manifold solutions.



Part number	Flow L/min	Micron Rating	Connection	Spare Element
EPF1110QIBPMG081	40	10	G1/2	944420Q
EPF2210QIBPMG121	140	10	G3/4	944432Q
EPF3210QIBPMG161	250	10	G1	944440Q

Differential pressure indicators

Description	5 bar setting P/N
M3 - Visual differential pressure indicator	DPIM3MVS08MX1
T1 - Electrical differential pressure switch	DPIT1MVS08MDC1

GMF iprotect® Series
Medium Pressure in-line Filter

The GMF Series is a highly compact, eco-friendly inline hydraulic oil filter that features re-useable element core. Capable of flows up to 600 l/min. Maximum allowable operating pressure 70 bar.

Patented iProtect elements safeguard filtration quality. Typically 50% reduction in waste with re-useable element core.



Part number	Flow L/min	Micron Rating	Connection	Spare Element
GMF2210QIVPKG164	90	10	G1	938901Q
GMF3110QIVPKG244	120	10	G1 1/2	938905Q
GMF3210QIVPKG244	230	10	G1 1/2	938909Q

Differential pressure indicators

Description	2,5 bar setting P/N
M3 - Visual differential pressure indicator	DPIM3KVS08MX1
T1 - Electrical differential pressure switch	DPIT1KVS08MDC1

Tel: +45 63 12 83 00 | Email: ps@hymatik.com | www.hymatik.com | Hvidkaervej 27a, DK-5250 Odense SV, Denmark

GLF iprotect® Series
Tank Top Return Line Filter

The GLF Series is a tank top return line hydraulic oil filter designed for high flow and long element life. Capable of flows up to 1700 l/min. Maximum allowable operating pressure 10 bar.

Pre-filtration with magnet column to extent element life. No system re-contamination during the element change / service because of in-to-out filtration.



Part number	Flow L/min	Micron Rating	Connection	Spare Element
GLF1210QIBP2GG16MF	140	10	G1	944835Q
GLF2110QIBP2GG16MF	250	10	G1	944850Q
GLF2210QIBP2GG20MF	350	10	G1 1/4	944851Q
GLF3110QIBP2GG20MF	450	10	G1 1/4	944868Q
GLF3210QIBP2GG24MF	600	10	G1 1/2	944869Q

Pressure indicators

Description	1,2 bar setting P/N
G2 - Pressure Gauge	FMUG2EBPG02L
S1 - Pressure Switch 48V N.O.	LPSS1EBG02MRP1
S2 - Pressure Switch 48V N.C.	LPSS2EBG02MRP1

Spare Parts

Description	Part Number
Air Breather Sab.5101 (GLF2 only)	AB685101

Reservoir Equipment

The EAB Series is an eco-friendly reservoir breather / air filter suited for a wide range of hydraulic systems. The AB Series comprises a broad range of top-mounted metal or plastic breathers and filler breathers. The breathers protect hydraulic systems from airborne particle ingress, while allowing sufficient air flow in and out of the fluid reservoir.



Part number	Flow L/min	Micron Rating	Connection	Spare Element
EAB10P020GE16	1000	2	G1	EAC10P020
EAB10P020HC73	1000	2	6 hole fixing 73mm	EAC10P020
AB116310	430	10	6 hole fixing 73mm	-
SAB.1562.10	430	10	G3/4	-

Reservoir equipment and tank accessories are designed to ensure the performance and reliability of hydraulic systems, including dual-purpose fluid level / temperature gauges, capacitive level switches and float level switches.



Part number	Description	Centres	Connection
FL69123	Level/temperature	76 mm	M12
FL69113	Level	76 mm	M12
FL69223	Level/temperature	127 mm	M12
FL69213	Level	127 mm	M12
FL69323	Level/temperature	254 mm	M12
FL69313	Level	254 mm	M12

CETOP VALVES

CETOP Valves

The D1VW in NG06 (CETOP 03) is an on/off valve which provides high functional limits in combination with a very low, energy-saving pressure drop.





CETOP 3, NG6 directional valves

Part number	Description	Note
D1VW001CNJW	D1VW001CNJW91	24VDC
D1VW002CNJW	D1VW002CNJW91	24VDC
D1VW004CNJW	D1VW004CNJW91	24VDC
D1VW006CNJW	D1VW006CNJW91	24VDC
D1VW008CNJW	D1VW008CNJW91	24VDC
D1VW020BNJW	D1VW020BNJW91	24VDC
D1VW030BNJW	D1VW030BNJW91	24VDC
D1VW001CNKW	D1VW001CNKW91	12VDC
D1VW002CNKW	D1VW002CNKW91	12VDC
D1VW004CNKW	D1VW004CNKW91	12VDC
D1VW006CNKW	D1VW006CNKW91	12VDC
D1VW008CNKW	D1VW008CNKW91	12VDC
D1VW020BNKW	D1VW020BNKW91	12VDC
D1VW030BNKW	D1VW030BNKW91	12VDC
5001710	DIN 43650A PG9 CONNECTOR	Hirschmann



CETOP 3, NG6 Sandwich Valves

Part number	Description	Note
FM2DDKV	FM2DOKV55	Check Valve
CPOM2AAV	CPOM2AAV56	Pilot operated check valve in A
CPOM2BBV	CPOM2BBV56	Pilot operated check valve in B
CPOM2DDV	CPOM2DDV56	Pilot operated check valve in AB
CM2PPV	CM2PPV55	Check valve in P
CM2TTV	CM2TTV55	Check valve in T

Tel: +45 63 12 83 00 | Email: ps@hymatik.com | www.hymatik.com | Hvidkaervej 27a, DK-5250 Odense SV, Denmark



CETOP 3, NG6 Subplates

Part number	Description	Note
SPD23B910	SPD23B910	1 x CETOP 3, BSPP 3/8" downwards
MSP1D23BA910	MSP1D23BA910	1 x CETOP 3, PT BSPP 1/2", AB 3/8" on the side
MSP2D23BA910	MSP2D23BA910	2 x CETOP 3, PT BSPP 1/2", AB 3/8" on the side
MSP3D23BA910	MSP3D23BA910	3 x CETOP 3, PT BSPP 1/2", AB 3/8" on the side
MSP4D23BA910	MSP4D23BA910	4 x CETOP 3, PT BSPP 1/2", AB 3/8" on the side
MSP5D23BA910	MSP5D23BA910	5 x CETOP 3, PT BSPP 1/2", AB 3/8" on the side
MSP6D23BA910	MSP6D23BA910	6 x CETOP 3, PT BSPP 1/2", AB 3/8" on the side
MSP7D23BA910	MSP7D23BA910	7 x CETOP 3, PT BSPP 1/2", AB 3/8" on the side



CETOP 3, NG6 Sandwich Valves

Part number	Description	Note
RDM2PT06SVG	RDM2PT06SVG15	Pressure relief P-T 1,5-64 bar
RDM2PT16SVG	RDM2PT16SVG15	Pressure relief P-T 3-160 bar
RDM2PT21SVG	RDM2PT21SVG15	Pressure relief P-T 3-210 bar
RDM2PT35SVG	RDM2PT35SVG15	Pressure relief P-T 5-350 bar
098-91203-0	ZDV-A011SOD1	Pressure relief A-T max 70 bar
098-91204-0	ZDV-A015SOD1	Pressure relief A-T max 350 bar
098-91205-0	ZDV-B011SOD1	Pressure relief B-T max 70 bar
098-91206-0	ZDV-B015SOD1	Pressure relief B-T max 350 bar
098-91207-0	ZDV-AB011SO01	Pressure relief A-T & B-T max 70 bar
098-91208-0	ZDV-AB015S001	Pressure relief A-T & B-T max 350 bar
PRDM2PP06SVG	PRDM2PP06SVG15	Pressure reduction PP 64 bar
PRDM2PP16SVG	PRDM2PP16SVG15	Pressure reduction PP 160 bar
PRDM2PP21SVG	PRDM2PP21SVG15	Pressure reduction PP 210 bar
PRDM2PP35SVG	PRDM2PP35SVG15	Pressure reduction PP 350 bar
PRDM2AA06SVG	PRDM2AA06SVG15	Pressure reduction AA 64 bar
PRDM2AA16SVG	PRDM2AA16SVG15	Pressure reduction AA 160 bar
PRDM2AA21SVG	PRDM2AA21SVG15	Pressure reduction AA 210 bar
PRDM2AA35SVG	PRDM2AA35SVG15	Pressure reduction AA 350 bar
PRDM2BB06SVG	PRDM2BB06SVG15	Pressure reduction BB 64 bar
PRDM2BB16SVG	PRDM2BB16SVG15	Pressure reduction BB 160 bar
PRDM2BB21SVG	PRDM2BB21SVG15	Pressure reduction BB 210 bar
PRDM2BB35SVG	PRDM2BB35SVG15	Pressure reduction BB 350 bar

CETOP Valves

The NG10 direct operated directional control valve series D3W provides high functional limits up to 150 l/min in combination with a low, energy saving pressure drop.





CETOP 5, NG10 directional valves

Part number	Description	Note
D3W001CNJW	D3W001CNJW42	24VDC
D3W002CNJW	D3W002CNJW42	24VDC
D3W004CNJW	D3W004CNJW42	24VDC
D3W008CNJW	D3W008CNJW42	24VDC
D3W020BNJW	D3W020BNJW42	24VDC
D3W001CNKW	D3W001CNKW42	12VDC
D3W002CNKW	D3W002CNKW42	12VDC
D3W004CNKW	D3W004CNKW42	12VDC
D3W008CNKW	D3W008CNKW42	12VDC
D3W020BNKW	D3W020BNKW42	12VDC
D3W001CNTW	D3W001CNTW42	230VAC/50Hz
D3W002CNTW	D3W002CNTW42	230VAC/50Hz
D3W004CNTW	D3W004CNTW42	230VAC/50Hz
D3W008CNTW	D3W008CNTW42	230VAC/50Hz
D3W020BNTW	D3W020BNTW42	230VAC/50Hz
5001710	DIN 43650A PG9 CONNECTOR	Hirschmann



CETOP 5, NG10 Pressure sandwich valves

Part number	Description	Note
RDM3PT21SVG	RDM3PT21SVG15	Pressure relief P-T 3-210 bar
098-91034-0	ZDV-P021S0D1	Pressure relief P-T max 70 bar
098-91035-0	ZDV-P025S0D1	Pressure relief P-T max 350 bar
098-91036-0	ZDV-A021S0D1	Pressure relief A-T max 70 bar
098-91037-0	ZDV-A025S0D1	Pressure relief A-T max 350 bar
098-91038-0	ZDV-B021S0D1	Pressure relief B-T max 70 bar
098-91039-0	ZDV-B025S0D1	Pressure relief B-T max 350 bar
098-91040-0	ZDV-AB021S0D1	Pressure relief A-T & B-T max 70 bar
098-91041-0	ZDV-AB025S0D1	Pressure relief A-T & B-T max 350 bar

Tel: +45 63 12 83 00 | Email: ps@hymatik.com | www.hymatik.com | Hvidkaervej 27a, DK-5250 Odense SV, Denmark

CETOP 5, NG10 Pressure sandwich valves



Part number	Description	Note
PRDM3PP01SVG	PRDM3PP01SVG15	Pressure reduction PP 19 bar
PRDM3PP05SVG	PRDM3PP05SVG15	Pressure reduction PP 50 bar
PRDM3PP15SVG	PRDM3PP15SVG15	Pressure reduction PP 150 bar
PRDM3PP21SVG	PRDM3PP21SVG15	Pressure reduction PP 210 bar
PRDM3AA01SVG	PRDM3AA01SVG15	Pressure reduction AA 19 bar
PRDM3AA05SVG	PRDM3AA05SVG15	Pressure reduction AA 50 bar
PRDM3AA15SVG	PRDM3AA15SVG15	Pressure reduction AA 150 bar
PRDM3AA21SVG	PRDM3AA21SVG15	Pressure reduction AA 210 bar
PRDM3BB01SVG	PRDM3BB01SVG15	Pressure reduction BB 19 bar
PRDM3BB05SVG	PRDM3BB05SVG15	Pressure reduction BB 50 bar
PRDM3BB15SVG	PRDM3BB15SVG15	Pressure reduction BB 150 bar
PRDM3BB21SVG	PRDM3BB21SVG15	Pressure reduction BB 210 bar

CETOP 5, NG10 Sandwich Valves



Part number	Description	Note
FM3DDKV	FM3DOKV55	Check Valve
CPOM3AAV	CPOM3AAV56	Pilot operated check valve in A
CPOM3BBV	CPOM3BBV56	Pilot operated check valve in B
CPOM3DDV	CPOM3DDV56	Pilot operated check valve in AB
CM3PPV	CM3PPV55	Check valve in P
CM3TTV	CM3TTV55	Check valve in T

CETOP 5, NG10 Subplates



Part number	Description	Note
SPD34B920	SPD34B920	1 x CETOP 5, BSPP 1/2" downwards
MSP1D34BA930	MSP1D34BA930	1 x CETOP 5, P BSPP 3/4", AB 1/2" on the side
MSP2D34BA930	MSP2D34BA930	2 x CETOP 5, P BSPP 3/4", AB 1/2" on the side
MSP3D34BA930	MSP3D34BA930	3 x CETOP 5, P BSPP 3/4", AB 1/2" on the side
MSP4D34BA930	MSP4D34BA930	4 x CETOP 5, P BSPP 3/4", AB 1/2" on the side
MSP5D34BA930	MSP5D34BA930	5 x CETOP 5, P BSPP 3/4", AB 1/2" on the side
MSP6D34BA930	MSP6D34BA930	6 x CETOP 5, P BSPP 3/4", AB 1/2" on the side
MSP7D34BA930	MSP7D34BA930	7 x CETOP 5, P BSPP 3/4", AB 1/2" on the side
MSP8D34BA930	MSP8D34BA930	8 x CETOP 5, P BSPP 3/4", AB 1/2" on the side

Tel: +45 63 12 83 00 | Email: ps@hymatik.com | www.hymatik.com | Hvidkaervej 27a, DK-5250 Odense SV, Denmark

COOLERS

Air oil cooler with DC motor - LDC Series - (Europe)

The LDC air oil cooler series with 12 or 24V DC motor is optimized for use in the mobile industry and is available in a range of cooling capacities from 1kW to 30 kW. Please use the sizing software for proper cooler sizing.



Description	Flow l/min	Motor Type	Size H,L,W mm	Part number
LDC-007-B-0-00-000-0-0	130	24VDC	345, 178, 330	5837007007
LDC-016-B-0-00-000-0-0	200	24VDC	466, 218, 464	5827016012

Quiet air water glycol cooler with DC motor - QDC series - (Europe)

The QDC air oil cooler series with 24V DC brushless motor is optimized for use in the mobile, electrification market and is available in a range of cooling capacities from 1kW to 26 kW.



Description	Flow l/min	Motor Type	Size H,L,W mm	Part number
QDC-008-B-0-00-000-0-0	120	24VDC	345, 239, 335	5847008001
QDC-017-B-0-00-000-0-0	200	24VDC	464, 240, 466	5847017001

Quiet air water glycol cooler with DC motor - QDC series - (Europe)

The QDC air oil cooler series with 24V DC and up to 850 D VC Fan drive is optimized for use in the mobile, electrification market and is available in a range of cooling capacities from 1kW to 26 kW.



Description	Flow l/min	Motor Type	Size H,L,W mm	Part number
QDC-006-B-0-00-01X-F-0-0-0-0	100	24VDC	450, 281, 190	5847006001
QDC-006-A-0-00-01X-F-0-0-0-0	100	12VDC	450, 281, 190	5847006002
QDC-006-B-0-ST-01X-F-0-0-0-2	100	24VDC	550, 281, 210	5847006500
QDC-006-A-0-ST-01X-F-0-0-0-2	100	12VDC	552, 283, 212	5847006520
QDC-006-B-0-ST-01X-F-0-0-0-3	40	24VDC	550, 281, 300	5847006501
QDC-006-B-0-ST-01X-F-0-0-0-1	40	24VDC	550, 281, 210	5847006502
QDC-006-A-0-ST-01X-F-0-0-0-1	40	12VDC	553, 284, 213	5847006522

MANATROL VALVES

Pipe Mounted Throttle Valves, manual adjustment

Manatrol stop and throttle valves with 2-stage needle cone. Fine adjustment for the first stage can be achieved with 3 rotations of the adjustment knob. The second stage with normal throttle characteristics is achieved with 3 further rotations. A cylindrical needle with a rectangular slot is provided to reduce the viscosity effect for sizes 200 up to 600. The flow is dependent on pressure and viscosity.

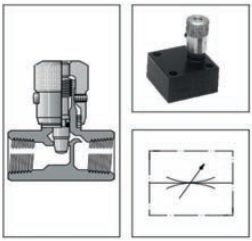

Part number	Description	Note
9N200S	Needle valve	BSPP 1/8"
9N400S	Needle valve	BSPP 1/4"
9N600S	Needle valve	BSPP 3/8"
9N800S	Needle valve	BSPP 1/2"
9N1200S	Needle valve	BSPP 3/4"
9N1600S	Needle valve	BSPP 1"

Pipe Mounted Throttle Valves, manual fine adjustment

Manatrol throttle check valves of series F with fine adjustment of the flow rate for a defined flow direction. The built-in check valve allows free flow in the counter direction with low flow resistance. A 2-stage needle provides very exact setting of smaller flow rates with the first three rotations of the adjustment knob. After 3 more rotations, the valve is completely open.

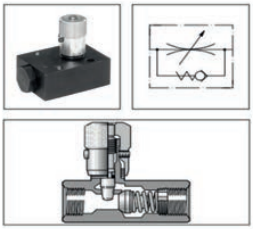

Part number	Description	Note
9F200S	Needle valve	BSPP 1/8"
9F200S4	Needle valve	BSPP 1/8", Extra fine tuning
9F400S	Needle valve	BSPP 1/4"
9F400S4	Needle valve	BSPP 1/4", Extra fine tuning
9F600S	Needle valve	BSPP 3/8"
9F600S4	Needle valve	BSPP 3/8", Extra fine tuning
9F800S	Needle valve	BSPP 1/2"
9F1200S	Needle valve	BSPP 3/4"
9F1600S	Needle valve	BSPP 1"

Tel: +45 63 12 83 00 | Email: ps@hymatik.com | www.hymatik.com | Hvidkaervej 27a, DK-5250 Odense SV, Denmark

Pipe Mounted Flow Control Valves

Manatrol 2-way flow control valves for pressure compensated regulation of the flow rate. As a consequence of pressure changes, the set value can vary by ± 5 % within the tolerance range. Viscosity changes have the same effect and must be observed.



Part number	Description	Note
9PCCM400S	Flow Control Valve with free flow check	BSPP 1/4"
9PCCM600S	Flow Control Valve with free flow check	BSPP 3/8"
9PCCM800S	Flow Control Valve with free flow check	BSPP 1/2"
9PCCM1200S	Flow Control Valve with free flow check	BSPP 3/4"

Pipe Mounted Check Valves

Manatrol check valves of series C for pipe mounting provide free flow in one direction and block flow in the counter direction. Depending on material specification, these valves are suited for use in hydraulic and pneumatic systems. Specific poppets and poppet guides ensure reliable functional integrity even at high flow rates and/or pulsations.

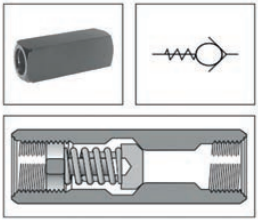

Part number	Description	Note
9C200S	Direct operated Check Valve	BSPP 1/8"
9C400S	Direct operated Check Valve	BSPP 1/4"
9C600S	Direct operated Check Valve	BSPP 3/8"
9C800S	Direct operated Check Valve	BSPP 1/2"
9C1200S	Direct operated Check Valve	BSPP 3/4"
9C1600S	Direct operated Check Valve	BSPP 1"

Tel: +45 63 12 83 00 | Email: ps@hymatik.com | www.hymatik.com | Hvidkaervej 27a, DK-5250 Odense SV, Denmark

ACCUMULATORS

Piston Accumulator with crimped end cap design - ACP series - (Europe)

Piston Accumulator designed for Mobile applications up to 30 litres, with a 100 mm bore and a maximum pressure of 275 bar. The ACP piston accumulator offers long, reliable service life and due to its compact & cost effective design it is ideally suited for the mobile market.



Part number	Volume l	Bore mm	Height mm	Weight kg	Max pressure bar
ACP04EA032R2KRA	0,32	40	347	1,3	260
ACP04EA050R2KRA	0,5	40	523	1,9	260
ACP05EA100E2KRB	0,95	50	557	4,1	275
ACP05EA200E2KRB	2	50	1062	7,2	275
ACP08EA400E2KRC	4	80	1003	16,8	275

More sizes and versions available on request.

Tel: +45 63 12 83 00 | Email: ps@hymatik.com | www.hymatik.com | Hvidkaervej 27a, DK-5250 Odense SV, Denmark

HOSES AND HOSE FITTINGS

Hoses

For our complete offering and further details, please refer to our main hose catalog or website at parker.com.



HT2

2 wire braided No-Skive Compact hose for many mobile and industrial applications.
Typical usage in agricultural machines or in power steering.

Part number	Hose I.D.	Hose O.D	Max. Working pressure Mpa/psi	Min. burst pressure	Min.bend radius mm	weight kg	Fitting series
HT2-4	1/4	13.4	35.0 / 5000	140.0 / 20000	50	0.30	48
HT2-5	5/16	15.0	29.7 / 4250	118.8 / 17000	55	0.35	48
HT2-6	3/8	17.2	28.0 / 4000	112.0 / 16000	65	0.42	48
HT2-8	1/2	20.4	24.5 / 3500	98.0 / 14000	90	0.52	48
HT2-10	5/8	23.9	19.2 / 2750	76.8 / 11000	100	0.66	48
HT2-12	3/4	27.7	15.7 / 2250	62.8 / 9000	120	0.86	48
HT2-16	1	35.4	14.0 / 2000	56.0 / 8000	150	1.17	48



412

1 wire braided hose for pilot lines. No-Skive Compact hose with very tight bending radii.

Part number	Hose I.D.	Hose O.D	Max. Working pressure Mpa/psi	Min. burst pressure	Min.bend radius mm	weight kg	Fitting series
412-3	3/16	9.1	12.0 / 1700	48.0 / 6800	20	0.08	47 series
412-4	1/4	11.0	12.0 / 1700	48.0 / 6800	25	0.14	nipple and
412-5	5/16	13.0	12.0 / 1700	48.0 / 6800	3040	0.18	10049
412-6	3/8	14.0	12.0 / 1700	48.0 / 6800	90	0.23	shell



692PU

2 wire braided No-Skive Compact hose with Polyurethane Cover for material handling industry where tight bend radii, flexibility, ozone, abrasion and shock resistance are needed and required. Ideal for over-the-sheave or reel applications.

Part number	Hose I.D.	Hose O.D	Max. Working pressure Mpa/psi	Min. burst pressure	Min.bend radius mm	weight kg	Fitting series
692PU-4	1/4	11.5	21.0 / 3045	84.0 / 12180	40	0.18	46
692PU-5	5/16	13.6	21.0 / 3045	84.0 / 12180	40	0.21	46
692PU-6	3/8	15.5	21.0 / 3045	84.0 / 12180	40	0.25	46
692PU-8	1/2	20.4	21.0 / 3045	84.0 / 12180	50	0.52	46

Tel: +45 63 12 83 00 | Email: ps@hymatik.com | www.hymatik.com | Hvidkaervej 27a, DK-5250 Odense SV, Denmark



492

1 wire braided No-Skive Compact hose (EN857 1SC – ISO 11237 Type 1SC) for medium pressure hydraulic applications.

Part number	Hose I.D.	Hose O.D	Max. Working pressure Mpa/psi	Min. burst pressure	Min.bend radius mm	weight kg	Fitting series
492-4	1/4	11.5	28.0 / 4060	112.0 / 16240	75	0.18	46
492-6	3/8	15.5	22.5 / 3260	90.0 / 13050	90	0.25	46
492-8	1/2	18.9	19.0 / 2755	76.0 / 11020	130	0.33	46
492-10	5/8	22.2	15.0 / 2175	60.0 / 8700	150	0.41	46
492-12	3/4	26.0	15.0 / 2175	60.0 / 8700	180	0.56	46
492-16	1	33.3	11.0 / 1595	44.0 / 6380	230	0.75	46



461LT

2 wire braided No-Skive Compact hose (EN 857 2SC) for low temperatures environments. Such as forestry machines and refrigerated warehouses.

Part number	Hose I.D.	Hose O.D	Max. Working pressure Mpa/psi	min. burst pressure	Min.bend radius mm	weight kg	Fitting series
461LT-4	1/4	13	42.5 /6160	170.0 / 24640	75	0.3	46 / 48
461LT-6	3/8	17	35.0 /5075	140.0 / 20300	90	0.42	46 / 48
461LT-8	1/2	21	31.0 /4495	124.0 / 17980	130	0.52	46 / 48
461LT-10	5/8	24	28.0 / 4060	112.0 / 16240	160	0.66	46 / 48
461LT-12	3/4	28	28.0 / 4060	112.0 / 16240	195	0.86	46 / 48
461LT-16	1	35	21.0 / 3045	84.0 / 12180	250	1.17	46 / 48



462 and 462TC

2 wire braided No-Skive Compact hose Exceeds EN 857-2SC - ISO 11237 Type 2SC Demanding medium pressure hydraulic applications in all markets

Part number	Hose I.D.	Hose O.D	Max. Working pressure Mpa/psi	Min. burst pressure	Min.bend radius mm	weight kg	Fitting series
462-4 / 462TC-4	1/4	13,4	42.5 /6160	170.0 / 24640	50	0.3	46 / 48
462-6 / 462TC-6	3/8	17,2	35.0 /5075	140.0 / 20300	65	0.42	46 / 48
462-8 /462TC-8	1/2	20,4	31.0 /4495	124.0 / 17980	80	0.52	46 / 48
462-10 / 462TC-10	5/8	23,9	28.0 / 4060	112.0 / 16240	100	0.66	46 / 48
462-12 / 462TC-12	3/4	27,7	28.0 / 4060	112.0 / 16240	120	0.86	46 / 48
462-16 / 462TC-16	1	35,4	21.0 / 3045	84.0 / 12180	150	1.17	46 / 48
462-20 / 462TC-20	1 ¼	45,1	17.2 / 2495	68.8 / 9980	335	1.8	46 / 48



477

2 wire braided No-Skive Compact hose for truck cranes and lifting equipment where small bending radii and reduced outside diameter brings a significant advantage. Restriction: Should not be used for high impulse hydraulic applications to replace spriral construction hoses.

Part number	Hose I.D.	Hose O.D	Max. Working pressure Mpa/psi	Min. burst pressure	Min.bend radius mm	weight kg	Fitting series
477-4	1/4	13.1	45.0 / 6500	180.0 / 26000	65	0.32	48
477-6	3/8	17.2	40.0 / 5800	160.0 / 23200	75	0.42	48
477-8	1/2	20.4	38.0 / 5500	152.0 / 22000	105	0.55	48
477-10	5/8	23.4	35.0 / 5000	140.0 / 20000	160	0.65	48
477-12	3/4	27.2	35.0 / 5000	140.0 / 20000	200	1.10	48
477-16	1	34.8	28.0 / 4000	112.0 / 16000	250	1.34	48



371LT

3 wire braided No-Skive Compact hose for low temperature for forestry machines and refrigerated warehouses. Excellent ozone resistance.

Part number	Hose I.D.	Hose O.D	Max. Working pressure Mpa/psi	Min. burst pressure	Min.bend radius mm	weight kg	Fitting series
371LT-6	3/8	21.4	44.5 / 6500	178.0 / 25800	120	0.73	70
371LT-8	1/2	24.6	41.5 / 6000	166.0 / 24000	160	0.90	70
371LT-10	5/5	28.2	35.0 / 5000	140.0 / 20000	210	1.09	70
371LT-12	3/4	32.2	35.0 / 5000	140.0 / 20000	260	1.36	70
371LT-16	1	39.7	28.0 / 4000	112.0 / 16000	310	1.78	70



797TC

No-Skive GlobalCore Compact Spiral™ Tough Cover for high pressure applications. MSHA approved. Highly abrasion resistant Tough Cover.

Part number	Hose I.D.	Hose O.D	Max. Working pressure Mpa/psi	Min. burst pressure	Min.bend radius mm	weight kg	Fitting series
797TC-8	1/2	21.1	42.2 / 6000	168.0 / 24000	100	0.67	77
797TC-10	5/8	23.9	42.2 / 6000	168.0 / 24000	115	0.80	77
797TC-12	3/4	27.9	42.2 / 6000	168.0 / 24000	135	1.16	77
797TC-16	1	35.7	42.2 / 6000	168.0 / 24000	165	1.74	77
797TC-20	1 1/4	44.9	42.2 / 6000	168.0 / 24000	225	2.89	77
797TC-24	1 1/2	52.8	42.2 / 6000	168.0 / 24000	305	3.96	77
797TC-32	2	67.6	42.2 / 6000	168.0 / 24000	380	6.50	77



811

No-Skive (SAE 100R4) Suction and Return Line applications. Small bend radii.

Part number	Hose I.D.	Hose O.D	Max. Working pressure Mpa/psi	Min. burst pressure	Vacuum kPa	Min.bend radius mm	weight kg	Fitting series
811-12	3/4	30.0	2.1 / 300	8.3 / 1200	85	65	0.63	48
811-16	1	38.0	1.7 / 250	6.9 / 1000	85	75	0.96	48
811-20	1 1/4	45.0	1.4 / 200	5.5 / 800	85	100	1.22	48
811-24	1 1/2	52.0	1.0 / 150	4.1 / 600	85	130	1.55	48
811-32	2	64.0	0.7 / 100	2.8 / 400	85	150	1.87	48
811-40	2 1/2	75.0	0.4 / 62	1.6 / 248	85	180	2.45	IF
811-48	3	90.0	0.4 / 62	1.6 / 248	85	230	3.20	IF



Multipurpose Transfer Hose - E-Z Form™ MP

Part number	Hose I.D.	Hose O.D	Max. Working pressure Mpa/psi	Vacuum kPa	Min.bend radius mm	weight kg
IH72191500/10	1 1/2	38.0	0.5 / 75	0.9	74	0.85
IH72192000/10	2	51.0	0.5 / 75	0.9	117	1.44
IH72192000/40	2	51.0	0.5 / 75	0.9	117	1.44
IH72192500/10	2 1/2	64.0	0.5 / 75	0.9	183	1.74
IH72192500/40	2 1/2	64.0	0.5 / 75	0.9	183	1.74
IH72193000/10	3	76.0	0.5 / 75	0.9	223	2.23
IH72193000/40	3	76.0	0.5 / 75	0.9	223	2.23



801PLUS Push-Lok Plus for low pressure applications

Parker's Push-Lok 801PLUS is a flexible all-round product with a nitrile (NBR) inner tube and a working pressure of up to 2.4 MPa, available in six different colors and compatible with 82 Series Push-Lok fittings in steel, stainless steel, and brass.

Part number	Hose I.D.	Hose O.D	Max. Working pressure Mpa/psi	Min. burst pressure	Vacuum kPa	Min.bend radius mm	weight kg	Fitting series
801PLUS-4-XXX-RL	¼	12.1	2.4 / 350	9.7 / 1400	95	65	0.13	82
801PLUS-6-XXX-RL	3/8	15.6	2.4 / 350	9.7 / 1400	95	75	0.16	82
801PLUS-8-XXX-RL	½	19.4	2.1 / 300	8.4 / 1200	95	125	0.27	82
801PLUS-10-XXX-RL	5/8	23.1	2.1 / 300	8.4 / 1200	51	150	0.28	82
801PLUS-12-XXX-RL	¾	25.7	2.1 / 300	8.4 / 1200	51	180	0.36	82



221FR

No-Skive Fire Retardant hose with Marine approval

Part number	Hose I.D.	Hose O.D	Max. Working pressure Mpa/psi	Min. burst pressure	Vacuum kPa	Min.bend radius mm	weight kg	Fitting series
221FR-5	1/4	15	3.5 / 500	14.0 / 2000	81	35	0.28	26
221FR-6	5/16	17	3.5 / 500	14.0 / 2000	81	30	0.34	26
221FR-8	13/32	20	3.5 / 500	14.0 / 2000	81	45	0.42	26
221FR-10	1/2	23	3.5 / 500	14.0 / 2000	81	55	0.58	26
221FR-12	5/8	27	3.5 / 500	14.0 / 2000	81	70	0.61	26
221FR-16	7/8	31	3.5 / 500	14.0 / 2000	81	90	0.70	26



520N/528N – SAE 100R8 Hydraulic Hose

The high-pressure hose Parflex 520N/528N offers superior characteristics such as lower weight and improved bending capability and combines a range of advantages to meet the requirements of applications in the expanding fluid handling and industrial pneumatics markets.

Part number	Part number Non-Conductive	Hose I.D.	Hose O.D	Max. Working pressure 23°C Mpa/psi	Min.bend radius mm	weight kg	Fitting series
520N-3	528N-3	5	10.9	34.5 / 5000	38.0	0.07	56
520N-4	528N-4	6.3	13.0	34.5 / 5000	51.0	0.10	56
520N-5	528N-5	8	14.5	31.0 / 4500	64.0	0.12	56
520N-6	528N-6	10	16.5	27.6 / 4000	64.0	0.13	56
520N-8	528N-8	12.5	20.6	24.1 / 3500	102.0	0.20	56

WAVEMASTER™ Marine Barrier Fuel Line Hose

ISO 7840 A1 hose for Fuel, Biodiesel, ethanol, for Marine applications.



Part number	Dia Ø mm
7165-25250	6,3
7165-31250	7,9
7165-38250	9,5
7165-50250	12,5
7165-63250	16

Presto Tubing, DIN73378

PA 12 Presto Tubing is a reliable solution for demanding applications. Made of premium material the tubing has a superior chemical resistance for enhanced service life.



Polyamide Presto Tube DIN73378 PA12	Description
N6X1/5-50	Black 6x1 mm tube, reel 50 m
N8X1/5-50	Black 8x1 mm tube, reel 50 m
N10X1/5-50	Black 10x1 mm tube, reel 50 m
N12X1/5-50	Black 12x1 mm tube, reel 50 m

DIN74324 NTA-Polyurethane hose for Air-Brakes

Ball Valves, Brass for general applications

Parker's BVGL & BVGLOCK series ball valves are manufactured with long female threads in accordance to DIN 2999/ISO 228. This enables the valves to be used with Prestolok and brass adaptors but also Parker's range of steel hydraulic fittings, e.g. Triple-Lok, O-Lok, EO, and BSPP coned adaptors.



Part number	Description	Connection G
BVG4-1/4L	Ball Valve	1/4"
BV4-3/8L	Ball Valve	3/8"
BVG4-1/2L	Ball Valve	1/2"
BVG4-3/4L	Ball Valve	3/4"
BVG4-1L	Ball Valve	1"

Tel: +45 63 12 83 00 | Email: ps@hymatik.com | www.hymatik.com | Hvidkaervej 27a, DK-5250 Odense SV, Denmark

TUBES AND FITTINGS

Seamless EO steel tubes, material E235+N/St.37.4



Design pressure

Part number	Out mm	Wall thickness (mm)	DIN 2413 I static PN bar	DIN 2413 III dynamic PN bar	Burst pressure bar	Weight kg/m
R06X1CF	6	1	444	372	1650	0.123
R08X1CF	8	1	333	288	1175	0.173
R10X1CF	10	1	282	248	900	0.222
R10X1.5CF	10	1.5	423	357	1450	0.314
R12X1.5CF	12	1.5	353	303	1150	0.388
R15X1.5CF	15	1.5	282	248	950	0.499
R16X2CF	16	2	353	303	1175	0.691
R20X2CF	20	2	212	190	675	0.684
R20X2.5CF	20	2.5	353	303	1100	1.079
R22X2CF	22	2	256	227	775	0.986
R22X2.5CF	22	2.5	320	278	1025	1.202
R25X2.5CF	25	2.5	282	248	850	1.387
R25X3CF	25	3	338	292	1025	1.628
R28X2.5CF	28	2.5	252	223	750	1.572
R30X3CF	30	3	282	248	850	1.9998

For more information, see the Industrial Tube Fitting Europe catalogue.

DIAGNOSTICS INSTRUMENTS

ServiceJunior Kit

The ServiceJunior stands out for its easy operation. It measures and displays pressures in a single device. Measured values are shown with high precision on a 4-digit. display. Pressure peaks are securely captured at a scanning rate of 10 ms.



Part number	Description	Product Series	Comment
SCJN-KIT-016	-1...016 bar	ServiceJunior	blue
SCJN-KIT-100	0...100 bar	ServiceJunior	green
SCJN-KIT-400	0...400 bar	ServiceJunior	orange
SCJN-KIT-600	0...600 bar	ServiceJunior	red

Included in the supply package: Equipment case, ServiceJunior SCJN-xxx-01 (accuracy ±0,5% FS), Adapter SCA-1/4-EMA-3, Adapter SCA-EMA-3/3 and Testhose 1500 mm (SMA3-1500). There is Senso Control ServiceJunior Datalogger available. Option, All ServiceJuniors are available also with Calibration certificate. Ask more from your local dealer.

Serviceman Plus Kit

Serviceman Plus is a mobile, extremely robust and easy to use measuring device for a large range of measuring tasks in mobile hydraulics or stationary hydraulic applications. With the automatic sensor recognition you can simply plug in pressure, temperature, flow or speed sensors and start measuring immediately. There is no need for parameterise the sensors because the measuring ranges are automatically scaled and the measured value shown on the display. Innovative memory system with nano USB stick. PC connection.



Part number	Description	Product Series	Comment
SCKIT-155-0-00	Serviceman Plus kit (analog)	ServiceMan	Sensors ordered separately
SCKIT-155-2-00	Serviceman Plus kit (CAN)	ServiceMan	Sensors ordered separately

Included in the supply package: Equipment case, Parker Serviceman Plus, USB stick, Power supply unit, PC connector cable, PC Software SensoWIn®, 2xConnection cables, 2xAdapter SCA-EMA-3/3, 2xTesthose SMA3-1500CF. Option, All Serviceman Plus are available with Calibration certificate. Ask more from your local dealer.

Tel: +45 63 12 83 00 | Email: ps@hymatik.com | www.hymatik.com | Hvidkaervej 27a, DK-5250 Odense SV, Denmark

Service Master COMPACT

The perfect blend of advanced features, robustness, and affordability without any compromises.

Despite its advanced features, it's user-friendly, cost-effective, and designed for technicians of all experience levels, enhancing efficiency and productivity. Its compact, lightweight design makes it ideal for transportation and use in different locations.

Housed in a robust IP65 casing with a 4.3" touch screen, it allows on-site initial analyses and swift rectification of machine defects. The device, available in three versions, is compatible with various Parker sensors and comes with complimentary SensoWin 7 software for easy data upload and documentation.

The Parker Service Master COMPACT is a versatile, innovative device ideal for service applications in sectors like construction, agriculture, railway, and defense. It provides real-time monitoring and diagnostics of key parameters such as pressure, temperature, and flow rate, enabling proactive issue detection.



Part number	Description	Product Series	Comment
SCKIT-370-0-02	Analogue AUX device	Service Master COMPACT Kits	4 Inputs for Parker analogue sensors + 2 inputs for standard industrial sensors
SCKIT-370-1-05	CAN AUX device	Service Master COMPACT Kits	Interface for up to 6 Parker CAN sensors + 2 inputs for standard industrial sensors
SCKIT-370-2-05	CAN device	Service Master COMPACT Kits	Interface for up to 6 Parker CAN sensors
SCKIT-370-0-PTQ	Analogue AUX device	Service Master COMPACT Kits	4 Inputs for Parker analogue sensors + 2 inputs for standard industrial sensors + Sensors and flowmeter
K-SCKIT-370-0-02	Analogue AUX device Calibrated acc. ISO9001	Service Master COMPACT Kits	4 Inputs for Parker analogue sensors + 2 inputs for standard industrial sensors
K-SCKIT-370-1-05	CAN AUX device Calibrated acc. ISO9001	Service Master COMPACT Kits	Interface for up to 6 Parker CAN sensors + 2 inputs for standard industrial sensors
K-SCKIT-370-0-PTQ	Analogue AUX device Calibrated acc. ISO9001	Service Master COMPACT Kits	4 Inputs for Parker analogue sensors + 2 inputs for standard industrial sensors + Sensors and flowmeter

Tel: +45 63 12 83 00 | Email: ps@hymatik.com | www.hymatik.com | Hvidkaervej 27a, DK-5250 Odense SV, Denmark

Service Master CONNECT

The Parker Service Master CONNECT is a powerful diagnostic measuring device for mobile, stationary hydraulic applications, e.g. in the area of service, commissioning and development. It safely and accurately records values such as pressure, temperature, flow and frequency. Thanks to the robust IP65 design, it offers comprehensive protection against moisture and dirt and is resistant to impacts. Therefore, the device is very suitable for use in harsh environments.



Part number	Description	Product Series	Comment
SMC-600-00	Service Master Connect	ServiceMasterConnect	Sensors ordered separately
SCMI-600-01	Input module analogue	ServiceMasterConnect	Sensors ordered separately
SCMI-600-02	Input module CAN	ServiceMasterConnect	Sensors ordered separately

Included in the supply package: Power supply with country adapters: EUR/UK/US/AUS, USB-2.0 cable (2 m), PC software

For our complete offering and further details, please refer to catalog CAT-4054-UK or the website at parker.com.

Tel: +45 63 12 83 00 | Email: ps@hymatik.com | www.hymatik.com | Hvidkaervej 27a, DK-5250 Odense SV, Denmark

QUICK COUPLERS

ISO A, 6600-Series

The couplings of the 6600 series meet the requirements and dimensions of the ISO 7241-1 A standard. Used for a wide range of agricultural applications as well as mobile and construction equipment.



Part number Coupling	Body Size	Connection, BSPP	Seal	Max. Operation Pressure Bar
6603-4-4	1/4"	1/4"	NBR	350
6603-6-6	3/8"	3/8"	NBR	280
6603-8-10	1/2"	1/2"	NBR	280
6603-12-12	3/4"	3/4"	NBR	280
6603-16-16	1"	1"	NBR	280



Part number Plug	Body Size	Connection, BSPP	Seal	Max. Operation Pressure Bar
6605-4-4	1/4"	1/4"	NBR	350
6605-6-6	3/8"	3/8"	NBR	280
6605-8-10	1/2"	1/2"	NBR	280
6605-12-12	3/4"	3/4"	NBR	280
6605-16-16	1"	1"	NBR	280

Dust Protection see catalogue CAT-3800-HYD_UK

T-Series

The T-series is characterized by a low pressure drop and maximum flow capacity. The coupling system is available as a double shut-off or straight-through version; the 2500 series can also be used as a single shut-off version. Sizes range from 1/8" to 2", also in stainless steel, with various seal options and dust caps. Sizes 3/8"-1 1/2" are also available with pressure eliminator.



Part number Coupling	Body Size	Connection, BSPP	Seal	Max. Operation Pressure Bar
2510-QC	1/4"	1/4"	NBR	450
3810	3/8"	3/8"	NBR	350
5010	1/2"	1/2"	NBR	300
7510	3/4"	3/4"	NBR	280
10010	1"	1"	NBR	250

Part number Plug	Body Size	Connection, BSPP	Seal	Max. Operation Pressure Bar
2520	1/4"	1/4"	NBR	450
3820	3/8"	3/8"	NBR	350
5020	1/2"	1/2"	NBR	320
7520-QC	3/4"	3/4"	NBR	300
10020	1"	1"	NBR	280

ISOB, IB-Series

The ISOB, IB-series conform to ISO Standard 7241-1, Series B, and are compatible with other series with the same standard. To optimize performance and corrosion resistance, the female is made from brass and the male is made from hardened steel. Sizes range from 1/4" to 1", with various seal options and dust caps. An option with a pressure-eliminator function allows effortless connection with static and residual pressure, up to operating pressure. An option with a heavy-duty sleeve provides longer lifetime in very tough applications.



Part number Coupling	Body Size	Connection, BSPP	Seal	Max. Operation Pressure Bar
IB2510	1/4"	1/4"	NBR	400
IB3810	3/8"	3/8"	NBR	320
IB5010	1/2"	1/2"	NBR	300
IB7510	3/4"	3/4"	NBR	300
IB10010	1"	1"	NBR	250



Part number Plug	Body Size	Connection, BSPP	Seal	Max. Operation Pressure Bar
IB2520	1/4"	1/4"	NBR	400
IB3820	3/8"	3/8"	NBR	320
IB5020	1/2"	1/2"	NBR	300
IB7520	3/4"	3/4"	NBR	300
IB10020	1"	1"	NBR	300

FF-series

The FF series offers high-performance, flat-face, spill-free couplings in sizes from ¼" to 1". Designed for outstanding working pressure and flow performance, they can be operated easily with one hand. The plug features double seals, and a pressure eliminator is also available. Different seal options are available to suit various applications.



Part number Coupling	Body Size	Connection, BSPP	Seal	Max. Operation Pressure Bar
FF2510	1/4"	1/4"	NBR	800
FF3810	3/8"	3/8"	NBR	500
FF5010	1/2"	1/2"	NBR	450
FF7510	3/4"	3/4"	NBR	400
FF10010	1"	1"	NBR	350

Part number Plug	Body Size	Connection, BSPP	Seal	Max. Operation Pressure Bar
FF2520	1/4"	1/4"	NBR	800
FF3820	3/8"	3/8"	NBR	500
FF5020	1/2"	1/2"	NBR	450
FF7520	3/4"	3/4"	NBR	400
FF10020	1"	1"	NBR	350

Tel: +45 63 12 83 00 | Email: ps@hymatik.com | www.hymatik.com | Hvidkaervej 27a, DK-5250 Odense SV, Denmark

ISO 16028, FEM-series

The FEM series meets and exceeds ISO 16028 and is compatible with other series to the same standard. These flat-face couplings provide spill-free disconnection, minimal oil loss, easy cleaning, and low pressure drop for efficient performance. They feature ZnNi surface treatment for high corrosion resistance, standard sleeve locking, and one-hand operation. They are available in sizes from 1/4" to 1", including stainless steel and plate-mounted versions, as well as various seal and dust cap options.



Part number Coupling	Body Size	Connection, G	Seal	Max. Operation Pressure Bar
FEM-251-4FB	1/4"	1/4"	NBR	350
FEM-371-6FB	3/8"	3/8"	NBR	350
FEM-501-8FB	1/2"	1/2"	NBR	350
FEM-621-12FB	5/8"	3/4"	NBR	350
FEM-751-12FB	3/4"	3/4"	NBR	350
FEM-1001-16FB	1"	1"	NBR	350

Part number Plug	Body Size	Connection, G	Seal	Max. Operation Pressure Bar
FEM-252-4FB	1/4"	1/4"	NBR	350
FEM-372-6FB	3/8"	3/8"	NBR	350
FEM-502-8FB	1/2"	1/2"	NBR	350
FEM-622-12FB	5/8"	3/4"	NBR	350
FEM-752-12FB	3/4"	3/4"	NBR	350
FEM-1002-16FB	1"	1"	NBR	350

Multi-Line

Multi-Line is a manual hydraulic multi-coupling system designed for the construction and industrial sectors, offering high functionality, long service life, and safety. It features spill-free flat-face couplings for pressures up to 350 bar and flows up to 240 l/min, with multiple coupling sizes, electrical connection options, standard pressure eliminators, and alternative locking lever functions.





For our complete offering and further details, please refer to catalog CAT/3800/UK or the website at parker.com.

LEGRIS LOW PRESSURE COUPLERS

Prestomatic Push-In Fittings

Prestomatic Brass - Stud Fittings

Straights

F8UNPMB F2NPMB WEONPMB WF8UNPMB



Elbows

C8UNPMB V8UNPMB



F Connector

CS8UNPMB



Tees

S8UNPMB R8UNPMB



Adaptors and Accessories for Braking Systems

Elbows

D8C8UB D8V8UB



Tees

MR08UB MMS8UB MM08BKT



Reducers

F8UG8B



Conversion Fittings

F8UGB



Straight Fittings

F8UHA8UB



Bulkhead Fittings

WGG88B WG8FUB



Test Points

PPR8UM



Plugs and Accessories

P8UNBL VDPF8UM 3126 WLNB



LF3000® Low temperature Push-In Fittings

Tube-to-Tube Fittings

3106 3102 3104 3140



Multiple Fittings

3144



Bulkhead Fitting

3116



Plug-in-Fittings & Accessories

3182 3813 3188 3142 3120 3126



Fuel Fittings

Prestomatic Fuel Fittings

F8UNDFB-V C8UNDFB-V



SAE Fuel Fittings

F8USAEBV



Cartridges

3100 3400



PA Tubing

PA Tubing - DIN74324



For our complete offering and further details, please refer to catalog CAT/0214/UK or the website at parker.com.

Tel: +45 63 12 83 00 | Email: ps@hymatik.com | www.hymatik.com | Hvidkaervej 27a, DK-5250 Odense SV, Denmark

PNEUMATIC CYLINDERS

ISO 15552 Pneumatic Cylinders, Smooth Profile Design - P1F Series

The P1F Series in bore sizes Ø32 to 125mm is an ISO 15552 pneumatic cylinder suitable for standard, low & high temperatures. With various piston rod materials and wiper/rod sealing options for a wide range of applications. Strokes up to 2500 mm.



Part number	
P1F-S032LSXyyyy-0000	yyyy= Length in mm
P1F-S040LSXyyyy-0000	yyyy= Length in mm
P1F-S050LSXyyyy-0000	yyyy= Length in mm
P1F-S063LSXyyyy-0000	yyyy= Length in mm
P1F-S080LSXyyyy-0000	yyyy= Length in mm
P1F-S100LSXyyyy-0000	yyyy= Length in mm
P1F-S125LSXyyyy-0000	yyyy= Length in mm

Pneumatic Cylinders, Accessory

	Flange MF1 /MF2	Foot brackets MS1	Pivot brackets with rigid bearing AB7	Swivel eye bracket MP6	Clevis bracket MP2
					
Ø32	P1C-4KMB	P1C-4KMF	P1C-4KMDB	P1C-4KMSB	P1C-4KMTB
Ø40	P1C-4LMB	P1C-4LMF	P1C-4LMDB	P1C-4LMSB	P1C-4LMTB
Ø50	P1C-4MMB	P1C-4MMF	P1C-4MMDB	P1C-4MMSB	P1C-4MMTB
Ø63	P1C-4NMB	P1C-4NMF	P1C-4NMDB	P1C-4NMSB	P1C-4NMTB
Ø80	P1C-4PMB	P1C-4PMF	P1C-4PMDB	P1C-4PMSB	P1C-4PMTB
Ø100	P1C-4QMB	P1C-4QMF	P1C-4QMDB	P1C-4QMSB	P1C-4QMTB
Ø125	P1C-4RMB	P1C-4RMF	P1C-4RMDB	P1C-4RMSB	P1C-4RMTB

	Clevis bracket MP4	Clevis bracket AB6	Pivot brackets with swivel bearing CS7	3 and 4 position flange JP1	Pivot brackets AT4
					
Ø32	P1C-4KMEB	P1C-4KMCB	P1C-4KMAF	P1E-6KB0	9301054261
Ø40	P1C-4LMEB	P1C-4LMCB	P1C-4LMAF	P1E-6LB0	9301054262
Ø50	P1C-4MMEB	P1C-4MMCB	P1C-4MMAF	P1E-6MB0	9301054262
Ø63	P1C-4NMEB	P1C-4NMCB	P1C-4NMAF	P1E-6NB0	9301054264
Ø80	P1C-4PMEB	P1C-4PMCB	P1C-4PMAF	P1E-6PB0	9301054264
Ø100	P1C-4QMEB	P1C-4QMCB	P1C-4QMAF	P1E-6QB0	9301054266
Ø125	P1C-4RMEB	P1C-4RMCB	P1C-4RMDB		9301054266

Tel: +45 63 12 83 00 | Email: ps@hymatik.com | www.hymatik.com | Hvidkaervej 27a, DK-5250 Odense SV, Denmark

PNEUMATIC SOLENOID VALVES

Pneumatic Solenoid Valve for Extreme Environments - Viking Xtreme Series

Viking Xtreme is a harsh industrial inline valve. It is a solenoid air piloted valve with bar manifold options and mobile rated coils. Salt-spray- and vibration-resistant. Temperature -40°C to +60°C, pressure vacuum to 16 bar. Port sizes: 1/8 to 1/2.



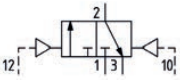

Part number	Description	Note
P2LAX311PP	3/2, air-air, G1/8"	max pressure 16 bar
P2LBX312PP	3/2, air-air, G1/4"	max pressure 16 bar
P2LCX313PP	3/2, air-air, G3/8"	max pressure 12 bar
P2LDX314PP	3/2, air-air, G1/2"	max pressure 12 bar

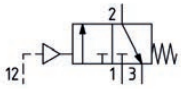

P2LAX311PS	3/2, air-spring, G1/8"	max pressure 16 bar
P2LBX312PS	3/2, air-spring, G1/4"	max pressure 16 bar
P2LCX313PS	3/2, air-spring, G3/8"	max pressure 12 bar

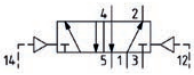

P2LAX511PP	5/2, air-air, G1/8"	max pressure 16 bar
P2LBX512PP	5/2, air-air, G1/4"	max pressure 16 bar
P2LCX513PP	5/2, air-air, G3/8"	max pressure 12 bar
P2LDX514PP	5/2, air-air, G1/2"	max pressure 12 bar

Tel: +45 63 12 83 00 | Email: ps@hymatik.com | www.hymatik.com | Hvidkaervej 27a, DK-5250 Odense SV, Denmark

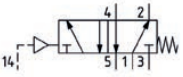

Part number	Description	Note
P2LAX511PS	5/2, air-spring, G1/8"	max pressure 16 bar
P2LBX512PS	5/2, air-spring, G1/4"	max pressure 16 bar
P2LCX513PS	5/2, air-spring, G3/8"	max pressure 12 bar
P2LDX514PS	5/2, air-spring, G1/2"	max pressure 12 bar

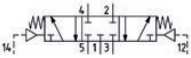

P2LAX611PP	5/3, air-air, G1/8" closed	max pressure 16 bar
P2LBX612PP	5/3, air-air, G1/4" closed	max pressure 16 bar
P2LCX613PP	5/3, air-air, G3/8" closed	max pressure 12 bar
P2LDX614PP	5/3, air-air, G1/2" closed	max pressure 12 bar

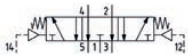

P2LAX811PP	5/3, air-air, G1/8" open	max pressure 16 bar
P2LBX812PP	5/3, air-air, G1/4" open	max pressure 16 bar
P2LCX813PP	5/3, air-air, G3/8" open	max pressure 12 bar
P2LDX814PP	5/3, air-air, G1/2" open	max pressure 12 bar

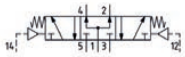

P2LAX711PP	5/3, air-air, G1/8" pressurized	max pressure 16 bar
P2LBX712PP	5/3, air-air, G1/4" pressurized	max pressure 16 bar
P2LCX713PP	5/3, air-air, G3/8" pressurized	max pressure 12 bar
P2LDX714PP	5/3, air-air, G1/2" pressurized	max pressure 12 bar



P2LAX311VV	3/2, hand-hand, G1/8"	max pressure 16 bar
P2LBX312VV	3/2, hand-hand, G1/4"	max pressure 16 bar
P2LCX313VV	3/2, hand-hand, G3/8"	max pressure 12 bar
P2LDX314VV	3/2, hand-hand, G1/2"	max pressure 12 bar

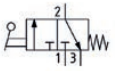

P2LAX311VS	3/2, hand-spring, G1/8"	max pressure 16 bar
P2LBX312VS	3/2, hand-spring, G1/4"	max pressure 16 bar
P2LCX313VS	3/2, hand-spring, G3/8"	max pressure 12 bar
P2LDX314VS	3/2, hand-spring, G1/2"	max pressure 12 bar

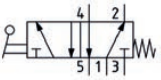

P2LAX511VV	5/2, hand-hand, G1/8"	max pressure 16 bar
P2LBX512VV	5/2, hand-hand, G1/4"	max pressure 16 bar
P2LCX513VV	5/2, hand-hand, G3/8"	max pressure 12 bar
P2LDX514VV	5/2, hand-hand, G1/2"	max pressure 12 bar

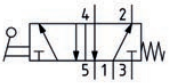

P2LAX511VS	5/2, hand-spring, G1/8"	max pressure 16 bar
P2LBX512VS	5/2, hand-spring, G1/4"	max pressure 16 bar
P2LCX513VS	5/2, hand-spring, G3/8"	max pressure 12 bar
P2LDX514VS	5/2, hand-spring, G1/2"	max pressure 12 bar

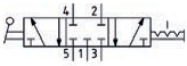

P2LAX61122	5/3, hand, closed, G1/8"	max pressure 16 bar
P2LBX61222	5/3, hand, closed, G1/4"	max pressure 16 bar
P2LCX61322	5/3, hand, closed, G3/8"	max pressure 12 bar
P2LDX61422	5/3, hand, closed, G1/2"	max pressure 12 bar

Tel: +45 63 12 83 00 | Email: ps@hymatik.com | www.hymatik.com | Hvidkaervej 27a, DK-5250 Odense SV, Denmark

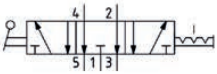

Part number	Description	Note
P2LAX81122	5/3, hand, open, G1/8"	max pressure 16 bar
P2LBX81222	5/3, hand, open, G1/4"	max pressure 16 bar
P2LCX81222	5/3, hand, open, G3/8"	max pressure 12 bar
P2LDX81422	5/3, hand, open, G1/2"	max pressure 12 bar

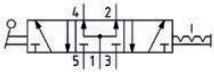

P2LAX71122	5/3, hand, pressurized, G1/8"	max pressure 16 bar
P2LBX71222	5/3, hand, pressurized, G1/4"	max pressure 16 bar
P2LCX71322	5/3, hand, pressurized, G3/8"	max pressure 12 bar
P2LDX71422	5/3, hand, pressurized, G1/2"	max pressure 12 bar

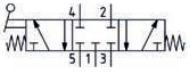

P2LAX61111	5/3, hand, closed, spring centered G1/8"	max pressure 16 bar
P2LBX61211	5/3, hand, closed, spring centered G1/4"	max pressure 16 bar
P2LCX61311	5/3, hand, closed, spring centered, G3/8"	max pressure 12 bar

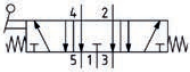

P2LAX81111	5/3, hand, open, spring centered, G1/8"	max pressure 16 bar
P2LBX81211	5/3, hand, open, spring centered, G1/4"	max pressure 16 bar
P2LCX81311	5/3, hand, open, spring centered, G3/8"	max pressure 12 bar
P2LDX81411	5/3, hand, open, spring centered, G1/2"	max pressure 12 bar

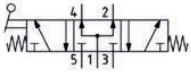

P2LAX71111	5/3, hand, pressurized, spring centered, G1/8"	max pressure 16 bar
P2LBX71211	5/3, hand, pressurized, spring centered G1/4"	max pressure 16 bar
P2LCX71311	5/3, hand, pressurized, spring centered G3/8"	max pressure 12 bar
P2LDX71411	5/3, hand, pressurized, spring centered G1/2"	max pressure 12 bar

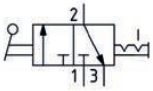

P2LBX312ZZ	3/2, hand-hand	max pressure 16 bar

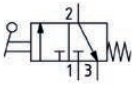

P2LBX312ZS	3/2, hand-spring	max pressure 16 bar

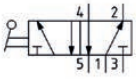

P2LBX512ZZ	5/2 Hand-hand	max pressure 16 bar

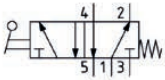

P2LBX512ZS	5/2, hand-spring	max pressure 16 bar

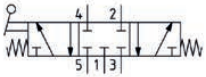

P2LBX61255	5/3, hand, closed, spring centered	max pressure 16 bar

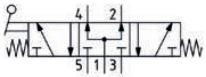

P2LBX71255	5/3, hand, pressurized, spring centered	max pressure 16 bar

Tel: +45 63 12 83 00 | Email: ps@hymatik.com | www.hymatik.com | Hvidkaervej 27a, DK-5250 Odense SV, Denmark

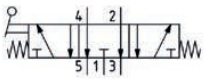

Part number	Description	Note
P2LBX81255	5/3, hand, open, spring centered	max pressure 16 bar

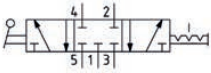

P2LBX61266	5/3, hand, closed	max pressure 16 bar

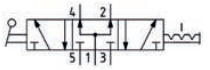

P2LBX71266	5/3, hand, pressurized	max pressure 16 bar

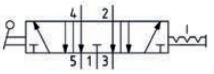

P2LBX81266	5/3, hand, open	max pressure 16 bar

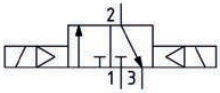

P2LAX311EEHDDN	3/2, electric-electric, G1/8"	max pressure 16 bar
P2LBX312EEHDDN	3/2, electric-electric, G1/4"	max pressure 16 bar
P2LCX313EEHDDN	3/2, electric-electric, G3/8"	max pressure 12 bar
P2LDX314EEHDDN	3/2, electric-electric, G1/2"	max pressure 12 bar

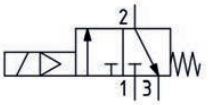

P2LAX311ESHDDN	3/2, electric-spring, G1/8"	max pressure 16 bar
P2LBX312ESHDDN	3/2, electric-spring, G1/4"	max pressure 16 bar
P2LCX313ESHDDN	3/2, electric-spring, G3/8"	max pressure 12 bar
P2LDX314ESHDDN	3/2, electric-spring, G1/2"	max pressure 12 bar

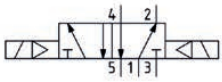

P2LAX511EEHDDN	5/2, electric-electric, G1/8"	max pressure 16 bar
P2LBX512EEHDDN	5/2, electric-electric, G1/4"	max pressure 16 bar
P2LCX513EEHDDN	5/2, electric-electric, G3/8"	max pressure 12 bar
P2LDX514EEHDDN	5/2, electric-electric, G1/2"	max pressure 12 bar

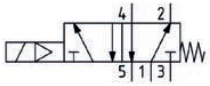

P2LAX511ESHDDN	5/2, electric-spring, G1/8"	max pressure 16 bar
P2LBX512ESHDDN	5/2, electric-spring, G1/4"	max pressure 16 bar
P2LCX513ESHDDN	5/2, electric-spring, G3/8"	max pressure 12 bar
P2LDX514ESHDDN	5/2, electric-spring, G1/2"	max pressure 12 bar

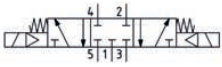

P2LAX611EEHDDN	5/3, electric, closed, spring centered, G1/8"	max pressure 16 bar
P2LBX612EEHDDN	5/3, electric, closed, spring centered, G1/4"	max pressure 16 bar
P2LCX613EEHDDN	5/3, electric, closed, spring centered, G3/8"	max pressure 12 bar
P2LDX614EEHDDN	5/3, electric, closed, spring centered, G1/2"	max pressure 12 bar

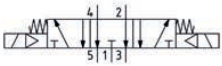

P2LAX811EEHDDN	5/3, open, spring centered, G1/8"	max pressure 16 bar
P2LBX812EEHDDN	5/3, open, spring centered, G1/4"	max pressure 16 bar
P2LCX813EEHDDN	5/3, open, spring centered, G3/8"	max pressure 12 bar
P2LDX814EEHDDN	5/3, open, spring centered, G1/2"	max pressure 12 bar

Tel: +45 63 12 83 00 | Email: ps@hymatik.com | www.hymatik.com | Hvidkaervej 27a, DK-5250 Odense SV, Denmark

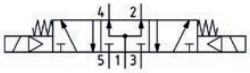

Part number	Description	Note
P2LAX711EEHDDN	5/3, pressurized, spring centered, G1/8"	max pressure 16 bar
P2LBX712EEHDDN	5/3, pressurized, spring centered, G1/4"	max pressure 16 bar
P2LCX713EEHDDN	5/3, pressurized, spring centered, G3/8"	max pressure 12 bar
P2LDX714EEHDDN	5/3, pressurized, spring centered, G1/2"	max pressure 12 bar



Part number	Description	Note
P2FCB447	Coil 22mm, DIN B, 12 VDC	If two solenoid valves,
P2FCB448	Coil 22mm, DIN B, 24VDC	remember to order
3EV10V10	Plug STD IP65, 12-24VDC	2 coils.
3EV10V20-24	Plug 24VDC, LED + protection, 24VDC	

VALVES FOR WATER

2-Way Normally Closed 1/2" Solenoid Brass Valves for General Purpose

Parkers' 2-Way Normally Closed G 1/2" Solenoid Valves provide operating pressures up to 40 bar and flow factors up to 4.7 m3/h. They offer multiple body and sealing materials for all general purpose fluid control applications.

Fluid temperature: -40 to +90 °C
2-Way Normally Closed 1/2" Solenoid Brass Valves for General Purpose, port size 10 mm.



Barb Fitting

Part number	Housing	Coil	Voltage V	Sealing
321K1535	2168	495294	12	EPDM
321K1535	2169	495294	24	EPDM
321K1535	2168	496193	12	EPDM
321K1535	2169	496193	24	EPDM

Pipe Mounting

Part number	Housing	Coil	Voltage V	Sealing	Port size
321K1537	2168	495294	12	EPDM	15,9 mm
321K1537	2169	495294	24	EPDM	15,9 mm
321K1537	2168	496193	12	EPDM	15,9 mm
321K1537	2169	496193	24	EPDM	15,9 mm

NOTICE: Complete solenoid valves are available. For more information, please contact your local Distributor.

AIR PREPARATION

Global Modular Preparation Systems for Compressed Air

Full featured particulate and coalescing filters, regulators, filter/regulators, and lubricators are available with a wide range of standard options to meet air preparation needs. The comprehensive Global Air Preparation System is available in three body sizes with either BSPP (EMEA) or NPT (US) to accommodate thread type requirements. Individual units can easily be assembled into various combinations, utilizing patented modular lightweight body connectors.



P31 Mini Series 1/4" ports 40mm body width
Technical details, see page 14, main catalogue

Part number	Description	Details	Port size
P31FB12EGMN	Filter	Poly Bowl, Manual Drain, 5µm filter element	1/4"
P31RB12BNNP	Regulator	8 bar, without Gauge	1/4"
P31RB12BNTP	Regulator	8 bar, with Square gauge	1/4"
P31EB12EGMBNTP	Filter/Regulator	8 bar, Poly Bowl, Manual Drain, Gauge	1/4"
P31KA00ESE	Filter Element	5µ particle filter element	
P31KB00MR	Bracket	Angle Bracket (attaches via panel nut)	
P31KA00MW	Bracket	C-bracket (fits to body)	
P31KA00CB	Body Connector	For P31 Series	

P32 Compact Series 1/4", 3/8" and 1/2" 60mm body width

Part number	Description	Details	Port size
P32FB13EGAN	Filter	Poly Bowl, Auto Drain	3/8"
P32FB14EGAN	Filter	Poly Bowl, Auto Drain	1/2"
P32RB13BNNP	Regulator	8 bar, without Gauge	3/8"
P32RB13BNGP	Regulator	8 bar, with Round Gauge	3/8"
P32RB14BNNP	Regulator	8 bar, without Gauge	1/2"
P32RB14BNGP	Regulator	8 bar, with Round Gauge	1/2"
P32EB13EGMBNGP	Filter/Regulator	8 bar, Poly Bowl, Manual Drain, Gauge	3/8"
P32EB14EGMBNGP	Filter/Regulator	8 bar, Poly Bowl, Manual Drain, Gauge	1/2"
P32KA00ESE	Filter Element	5µ particle filter element	
P32KA00ML	Bracket	L-bracket (fits to body)	
P32KB00MR	Bracket	Angle Bracket (fits to panel mount threads)	
P32KA00CB	Body connector	For P32 Series	
P3D-KAB1ANN	Gauge	0-11 bar, Ø40 mm, R1/8"	
P6G-ERB2110	Gauge	0-11 bar, Ø50 mm, R1/4"	

Tel: +45 63 12 83 00 | Email: ps@hymatik.com | www.hymatik.com | Hvidkaervej 27a, DK-5250 Odense SV, Denmark

Accessories for Pneumatics

Technical details, see page 14, main catalogue





Part number	Description	Details	Port size
0670 00 10	Silencer	Sintered Bronze, male	R 1/8"
0670 00 13	Silencer	Sintered Bronze, male	R 1/4"
0670 00 17	Silencer	Sintered Bronze, male	R 3/8"
0670 00 21	Silencer	Sintered Bronze, male	R 1/2"
0670 00 27	Silencer	Sintered Bronze, male	R 3/4"
7140 10 10	Flow Control Regulator	Nickel-Plated Brass	G1/8"
7140 13 13	Flow Control Regulator	Nickel-Plated Brass	G 1/4"
7140 17 17	Flow Control Regulator	Nickel-Plated Brass	G 3/8"
7140 21 21	Flow Control Regulator	Nickel-Plated Brass	G 1/2"

For our complete offering and further details, please refer to catalog PNDE3800DSUK or the website at parker.com.

Tel: +45 63 12 83 00 | Email: ps@hymatik.com | www.hymatik.com | Hvidkaervej 27a, DK-5250 Odense SV, Denmark

IQAN

Master Display module - IQAN-MD5

Parker's IQAN-MD5 display controller is a family of master display units for IQAN control systems. The IQAN-MD's are fully programmable for use in any machine application as a master controller. The displays are available in three popular sizes.



Part number	Model Number
20085201	Master Display Module 5"
20085202	Master Display Module 8"
20085203	Master Display Module 10,1"
20085204	Master Display Module 12,3"
20085205	Cable MX123 56P
20085206	Cable MX64-M12 Ethernet
20085207	Connector Kit MX123 56P
20085208	IQAN-MD5-5 Panel Mounting Kit
20085209	IQAN-MD5-8/10/12 Panel Mounting Kit

Master controllers - IQAN-MC41/MC42/MC43

Parker's IQAN-MC4x is a family of master controllers. The three sizes are designed to suit different application needs:

- MC41 for cost-effective task oriented control
- MC42 for mid-size applications and I/O distribution
- MC43 for large space-saving centralized control



Part number	Model Number
20085111	IQAN-MC41
20085112	IQAN-MC42
20085113	IQAN-MC43
20085121	IQAN-MC41FS
20085122	IQAN-MC42FS
20085123	IQAN-MC43FS
20085211	IQAN-MC41-M24
20085212	IQAN-MC42-M24
20085213	IQAN-MC43-M24
20085221	IQAN-MC41FS-M24
20085222	IQAN-MC42FS-M24
20085223	IQAN-MC43FS-M24

Tel: +45 63 12 83 00 | Email: ps@hymatik.com | www.hymatik.com | Hvidkaervej 27a, DK-5250 Odense SV, Denmark

Expansion Controllers - IQAN-XC41/XC42/XC43/XC44

Parker's IQAN-XC4x expansion modules are perfect for increasing I/O in an IQAN system. They have voltage, current, digital and timer inputs. The outputs are proportional and digital. The modules communicate with an IQAN master module over a CAN bus.



Part number	Model Number
20085181	IQAN-XC41
20085182	IQAN-XC42
20085183	IQAN-XC43
20085184	IQAN-XC44
20085231	IQAN-XC41- M24
20085232	IQAN-XC42 - M24
20085233	IQAN-XC43 - M24

Expansion controllers - IQAN-XC21/XC22/XC23

Parker's IQAN-XC21/XC22/XC23 expansion modules can be added to an IQAN system to increase I/O. They have voltage, digital, PWM and frequency inputs. The outputs are digital. The modules communicate with an IQAN master module over a CAN bus connection.



Part number	Model Number
20077775	IQAN-XC21
20077784	IQAN-XC22
20077792	IQAN-XC23

IQAN-LC5-X05 Large Analogue, Hall Effect, 2-axis Joysticks

The IQAN-LC5-X05 is a large, analogue, coordinate joystick. The base has 2 proportional axis and the handle can provide up to 2 additional axis plus a number of buttons. The IQAN-LC5-X05 is designed to withstand harsh operating conditions in mobile equipment.



Part number	Model Number
20076317	No handle
20076318	No handle, bellow included
20076319	Ball knob
20076320	MPB2W0T0 handle
20076321	MPB2W0T1 handle
20076322	MPB2W2T0 handle
20076323	MPB2W2T1 handle
20076324	MPB4W0T0 handle
20076325	MPB4W0T1 handle
20076326	MPB4W1T0 handle
20076327	MPB4W1T1 handle
20076328	MPB8W0T0 handle
20076329	MPB8W0T1 handle
20077692	N2 handle
20077694	N4T handle
20077695	N2T handle
20077699	N4 handle
20077721	MPB0W0T0 handle
20077722	MPB0W0T1 handle
20077753	G handle

Tel: +45 63 12 83 00 | Email: ps@hymatik.com | www.hymatik.com | Hvidkaervej 27a, DK-5250 Odense SV, Denmark

IQAN-LC6-X05 Analogue Joysticks

The IQAN-LC6-X05 is a small, analogue, coordinate joystick. The base has 2 proportional axis and the handle can provide up to 2 additional axis. The IQAN-LC6-X05 is designed to withstand harsh operating conditions in mobile equipment.



Part number	Model Number
20077757	No handle
20077758	H1R1K0 handle
20077759	H1R1K1 handle

IQAN-LC5-X05 Large Analogue, Hall Effect, 2-axis Joysticks

The IQAN-LC5-X05 is a large, analogue, coordinate joystick. The base has 2 proportional axis and the handle can provide up to 2 additional axis plus a number of buttons. The IQAN-LC5-X05 is designed to withstand harsh operating conditions in mobile equipment.



Part number	Model Number
20011365	IQAN-LSL-E0-//-//-S
20011366	IQAN-LSL-E0-DN-//-S
20011367	IQAN-LSL-E0-//-L1-S
20011368	IQAN-LSL-E0-//-L2-S
20011369	IQAN-LSL-E0-//-L3-S
20011370	IQAN-LSL-E1-//-//-S
20011371	IQAN-LSL-E1-DN-//-S
20014069	IQAN-LSL-E0-//-//-D
20070174	IQAN-LSL-E0-//-L2-D
20076217	IQAN-LSL-E1-//-L1-D
20076218	IQAN-LSL-E1-//-L2-D
20076219	IQAN-LSL-E1-//-L3-D
20077706	IQAN-LSL-E1-//-L4-D
20077707	IQAN-LSL-E1-//-L5-D
20077714	IQAN-LSL-E0-//-L4-D
20077715	IQAN-LSL-E0-//-L5-D
20077749	IQAN-LSL-E1-//-//-D
20077769	IQAN-LSL-U0-//-L4-D
20077770	IQAN-LSL-U0-//-L5-D
20077789	IQAN-LSL-E0-//-L1-D
20011381	IQAN-LST-S
20014070	IQAN-LST-D
20077729	IQAN-LST-MF

IQAN-G12 Bluetooth adapter

The IQAN-G12 is a Bluetooth® device that allows wireless connection to IQAN master modules using your smartphone or tablet. This adapter may be used on-site for diagnostics or provide off-site connectivity to technicians over the internet.



Part number	Model Number
20085200	IQAN-G12

IQAN-SV vision system camera

The IQAN-SV is an Ethernet (IP) camera that provides a vision system to vehicles using the IQAN-MD4 family of master display modules. This camera may be used as a mobile vehicle blind spot monitor or rear view camera in an IQAN control system.



Part number	Model Number
20085106	IQAN-SV

IQAN sensors

The IQAN-SP pressure transducers belong to the family of IQAN accessories developed to complement IQAN control systems. IQAN-SP is a range of pressure transducers for mobile hydraulic applications.



Part number	Model Number	Connection
20073657	IQAN-ST-G-B	
20073658	IQAN-ST-U-D	
20073659	IQAN-ST-M-B	
2820008	0-35	Deutsch DT
2820009	0-500	Deutsch DT
5020026	0-35	AMP/Tyco
5020027	0-500	AMP/Tyco

Tel: +45 63 12 83 00 | Email: ps@hymatik.com | www.hymatik.com | Hvidkaervej 27a, DK-5250 Odense SV, Denmark

IQAN product connector kits

IQAN connector kits include all housing parts, terminals, and seals required for each controller's mating connector. Connector kits are available for AMP/Tyco, Deutsch, and Molex connectors.



Part number	Model Number	Connection
20085114	IQAN-MC41, -MC42, -MC43. -XC44, -XC43, -XC42	Molex MX123
20085115	IQAN-MC43, -XC44, -XC43, -XC41	Molex MX123
5031097	IQAN-LSL, -LST	AMP/Tyco
5031098	IQAN-LSL options	AMP/Tyco
5031113	IQAN-LSL, -LST	Deutsch DT06
5035007	IQAN-LC5-C0x	Deutsch DTM06
5035014	IQAN-LSL-E0-//-Lx-D	Deutsch DT06
5035015	IQAN-LSL-E1-//-Lx-D	Deutsch DT06
5035017	IQAN-LC5-X05-N, G or MP handle	Deutsch DTM04
5035018	IQAN-LC5-X05-MP handle	Deutsch DTM04
20072406	IQAN-G1, -XC22	Deutsch DTM06
20072408	IQAN-LC5-X05, -XC22, -XC23	Deutsch DTM06
20077764	IQAN-LC6-X05	Molex MicroFit
20077776	IQAN-XC21	Molex MicroFit
5031086	IQAN-SP, -ST	AMP/Tyco
5035010	Sensors FP2000, FP3000, RM50	Deutsch DTM06
5035011	Sensors RF50, RF55, RS52, RS53, GS50, GS60, ATS50, ADS50, ACC50	Deutsch DTM06
5035012	Sensors FP4000, ATS90	Deutsch DTM06
20085109	IQAN-SV	Deutsch DTM06

Tel: +45 63 12 83 00 | Email: ps@hymatik.com | www.hymatik.com | Hvidkaervej 27a, DK-5250 Odense SV, Denmark

“IQAN Software Suite”



For Programming:

IQANdesign is a high-level graphical design tool that simplifies application development for your mobile machine and reduces development time. This tool is mainly used for system layout and machine function design. There is a wide range of predefined building blocks available, such as closed-loop control, signal processing, calculations, communication protocols (e.g., SAE J1939), and system diagnostics.
A yearly subscription fee ensures that you always stay up to date with the latest version of IQANdesign. You can download and try IQANdesign before buying. Without a license, IQANdesign can only be used together with IQANsimulate (nothing can be downloaded to a real system).

For Production and Service:

IQANrun is a user-friendly service, production and machine owner tool which lets you diagnose, measure, configure, adjust and update your machine. Future software updates are included with the IQANrun purchase. You can download and try IQANrun before buying. Without a license, IQANrun can only be used together with IQANsimulate (no communication with a real system).

For Remote Diagnostics:

IQANconnect is our remote diagnostic service that lets you connect to your machines over the Internet. Once you are connected you can for example measure and adjust values in real-time, read logs and download new software.

Tel: +45 63 12 83 00 | Email: ps@hymatik.com | www.hymatik.com | Hvidkaervej 27a, DK-5250 Odense SV, Denmark

NOTES

NOTES

Tel: +45 63 12 83 00 | Email: ps@hymatik.com | www.hymatik.com | Hvidkaervej 27a, DK-5250 Odense SV, Denmark

www.parker.com

CAT/BodyBuilder02/Nordic June 2026
© 2026 Parker Hannifin EMEA Sarl. All Rights Reserved.