

DISTRIBUTION MANIFOLDS

Multi-Valve Assemblies for Pneumatic and Hydraulic
Distribution in Oil & Gas, Chemical, Petrochemical and
Power Generation Applications







Table of Contents

Air Header Distribution Manifold	2
Hi-Pro Distribution Manifold	4
Compact Hi-Pro Distribution Manifold	6
Modular Hi-Pro Distribution Manifold	8
Compact Distribution Manifold	10
Related Products	12

If you have questions about the products contained in this catalog, or their applications, please contact:
Instrumentation Products Division
Europe
 phone 0044 127 313131
parker.com/ipd

Extra care is taken in the preparation of this literature, but Parker is not responsible for any inadvertent typographical errors or omissions. Information in this catalog is only accurate as of the date of publication. For a more current information base, please consult the division web site at parker.com/ipd.

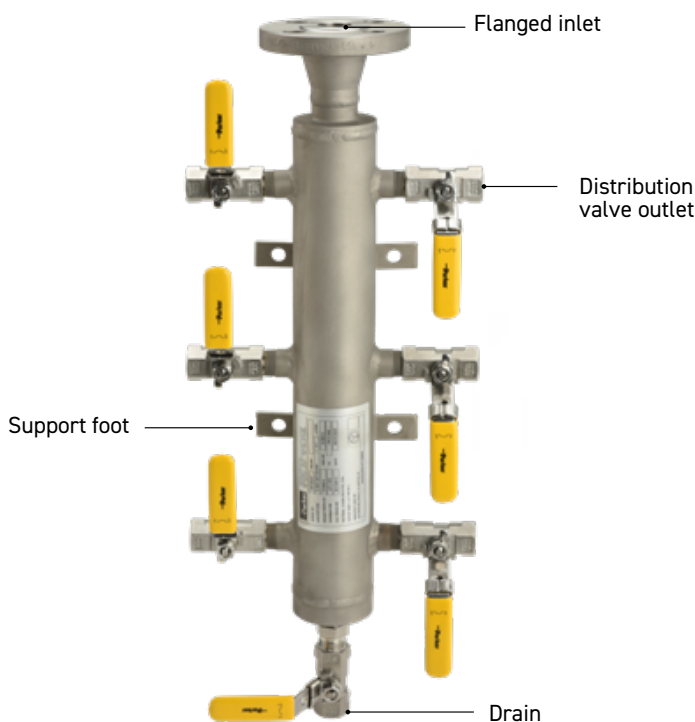
AIR HEADER DISTRIBUTION MANIFOLD

LPAHM Series - Low Pressure - Up to 798 psi

Parker's LPAHM Series Air Header Distribution Manifolds are designed to distribute air from compressors to actuators in pneumatic instruments, such as steam flow meters, pressure controllers and valve positioners. These manifolds are widely used in industrial chemical processing, plastic processing, and energy industries and are approved for low pressure applications up to 1000 psi (with threaded end connections).

Manufactured from AISI 316 stainless steel, the air header distribution manifold ensures complete compatibility with customer systems, reducing installation time and potential leak paths. Its coded welded construction, combined with non-destructive testing, minimizes potential leak points compared to systems fabricated with tubing and instrumentation connections.

The air header distribution manifolds are designed exclusively for use with air and are supplied with lockable ball valves to prevent unauthorized access.



Air header distribution manifold, flanged inlet style, with six distribution valve outlets.

Features & Benefits

- **Lockable handles as standard:** Prevent accidental manual actuation of outlet valves, ensuring operational safety.
- **Lightweight ball valve design:** Reduces overall system weight for easier handling and installation.
- **316L Stainless Steel body:** Prevents internal scaling, ensuring durability and long-term reliability.
- **2" nominal bore header:** Provides greater volume capacity to support fluctuations in air compressor supply.

- **Welded body construction:** Minimizes leak paths, reducing labor costs and improving system integrity.
- **Pre-drilled mounting feet:** Simplifies installation, reducing setup time and effort.
- **Non-destructive testing (NDT):** Each manifold undergoes rigorous quality testing to ensure safety, reliability, and performance under demanding conditions.

Applications

- Air distribution for pneumatic actuation

Markets

- Petrochemical
- Chemical
- Plastic processing
- Industrial chemical processing
- Power generation
- Oil and gas (offshore and onshore)



WARNING

The products described in this catalog can expose you to chemicals, including Lead, which is known to the State of California to cause cancer and birth defects or other reproductive harm. For more information go to www.p65warnings.ca.gov.

Specifications

Central Pipe Body Material	Stainless Steel AISI 316
Ball Material	Stainless Steel 316
Stem Material	Stainless Steel 316
Seat Material	PTFE
Working Pressure*	<ul style="list-style-type: none"> Threaded inlet style: Max. 798 psi (55 bar) Flanged inlet style: Max. 275 psi (19 bar) at ambient temp.
Temperature Rating*	-20°C to 50°C

* Other options on request.

How to Order

Flanged Inlet Style

LPAHM	S	6	8	F	150	8	N	8	N	BVO									
Series	Material	No. of Distribution Valve Outlets	Inlet Size		Inlet Connection		Flange Class	Drain Valve Outlet Size		Drain Valve Outlet Connection	Distribution Valve Outlet Size	Distribution Valve Outlet Connection	Drain Options	Valve Configuration					
LPAHM	S	Stainless St.	Insert Number from 4-20*	8	1/2"	F	Raised Face	150	150	8	1/2"	N	F NPT	8	1/2"	N	F NPT	See Note 1	See Note 2
										16	1"								

* Max. 10 valves on each side. Even numbers only when specifying Both Sides configuration.

Threaded Inlet Style

LPAHM	S	12	8	K	8	N	8	N	BVO							
Series	Material	No. of Distribution Valve Outlets	Inlet Size		Inlet Connection	Drain Valve Outlet Size	Drain Valve Outlet Connection	Distribution Valve Outlet Size	Distribution Valve Outlet Connection	Drain Options	Valve Configuration					
LPAHM	S	Stainless St.	Insert Number from 4-20*	8	1/2"	See Note 3	8	1/2"	N	F NPT	8	1/2"	N	F NPT	See Note 1	See Note 2
							16	1"								

* Max. 10 valves on each side. Even numbers only when specifying Both Sides configuration.

Note 1:

Note 2:

Note 3:

Drain Options		Valve Configuration		Inlet Connection	
BVO	Ball Valve Outlet		Both Sides	N	F NPT
BPBVO	Ball Valve Plugged Outlet	R	Right Side	K	BSPT
BP	Plugged Drain	L	Left Side	R	BSPP
CP	Plugged Distribution Outlets				



HI-PRO DISTRIBUTION MANIFOLD

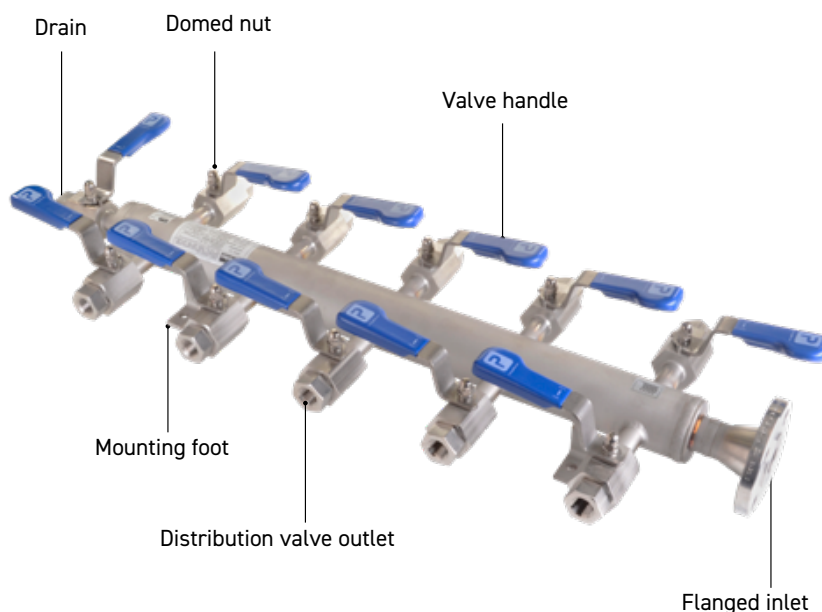
HPAHM Series - High Pressure - Up to 2,785 psi

Parker's HPAHM Series Hi-Pro Distribution Manifolds are engineered for the efficient distribution of liquids, gases, low temperature steam, and hydraulic actuation in high-pressure applications.

These manifolds integrate up to 20 Parker Hi-Pro ball valve outlets, each securely welded to a thick-gauge 316 stainless steel body using a nipple-to-taper threaded connection.

For improved system integrity and safety, Parker also offers these manifolds with fully integrated A-LOK® tube connections at the outlets. This design minimizes potential leak points while reducing installation time and cost.

The pressure rating of each manifold is determined by the inlet/outlet flange class or thread connection, ensuring compatibility with a wide range of system requirements.



Hi-Pro distribution manifold, flanged inlet style, with ten distribution valve outlets.

Features & Benefits

- **Robust part-welded construction:** Assembled by certified welders using full-penetration welds for exceptional durability and consistent performance.
- **Innovative domed nuts:** Secure valve handles in place while preventing moisture, dirt, and corrosion from affecting the threads, ensuring long-term reliability.
- **Optional fully integrated Parker A-LOK® connections:** Reduce installation time and cost while enhancing system integrity and safety.

- **Non-destructive testing (NDT):** Each manifold undergoes rigorous quality testing to ensure safety, reliability, and performance under demanding conditions.
- **Thick-gauge 316 Stainless Steel body:** Provides superior corrosion-resistance, prevents internal scaling, and extends service life in harsh environments.
- **Pre-drilled mounting feet:** Simplifies installation, reducing setup time and effort.
- **Ergonomic vinyl-sleeved valve handles:** Provide a secure, comfortable grip for easy operation, minimizing the risk of slippage.

Applications

- Liquid, gas and steam distribution

Markets

- Petrochemical
- Chemical
- Plastic processing
- Industrial chemical processing
- Power generation
- Oil and gas (offshore and onshore)

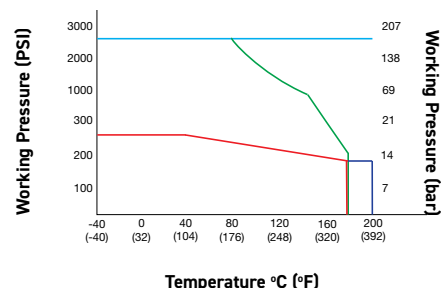


Hi-Pro distribution manifold, flanged inlet style, with six distribution valve outlets in open position.

Specifications

Central Pipe Body Material	Stainless Steel AISI 316
Ball Material	Stainless Steel 316
Stem Material	Stainless Steel 316
Seat Material	PTFE (standard), PEEK (optional)
Working Pressure	<ul style="list-style-type: none"> Threaded inlet style: Max. 2785 psi (192 bar) Flanged inlet style: Flange Class dependent
Temperature Rating	-54°C to 180°C (PTFE seat) -54°C to 200°C (PEEK seat)

Pressure - Temperature Graph



How to Order

Flanged Inlet Style

HPAHM	S	6	8	F	150	8	N	8	N	BVO		
Series	Material	No. of Distribution Valve Outlets	Inlet Size	Inlet Connection	Flange Class	Drain Valve Outlet Size	Drain Valve Outlet Connection	Distribution Valve Outlet Size	Distribution Valve Outlet Connection	Drain Options	Valve Configuration	High Temp. Option (PEEK seat)
HPAHM	S Stainless St.	Insert Number from 4-20*	See Note 1	See Note 2	150 300	See Note 3	See Note 4	See Note 5	See Note 6	See Note 7	See Note 8	HT

Threaded Inlet Style

HPAHM	S	12	8	K	8	N	8	N	BVO		
Series	Material	No. of Distribution Valve Outlets	Inlet Size	Inlet Connection	Drain Valve Outlet Size	Drain Valve Outlet Connection	Distribution Valve Outlet Size	Distribution Valve Outlet Connection	Drain Options	Valve Configuration	
HPAHM	S Stainless St.	Insert Number from 4-20*	See Note 1	N F NPT K BSPT R BSPP	See Note 3	See Note 4	See Note 5	See Note 6	See Note 7	See Note 8	

* Max. 10 valves on each side. Even numbers only when specifying Both Sides configuration.

Note 1: Note 2: Note 3: Note 4: Note 5: Note 6: Note 7: Note 8:

Inlet Size		Inlet Connection		Drain Valve Outlet Size		Drain Valve Outlet Connection		Distribution Valve Outlet Size		Distribution Valve Outlet Connection		Drain Options		Valve Configuration		
8	1/2"	F	Raised Face	8	1/2"	N	F NPT	4	1/4"	N	F NPT	BVO	Ball Valve Outlet		Both Sides	
12	3/4"	L	Ring Type	12	3/4"	K	BSPT	6	3/8"	K	BSPT	BPBVO	Ball Valve Plugged Outlet	R	Right Side	
16	1"			16	1"	R	BSPP	8	1/2"	R	BSPP	BP	Plugged Drain	L	Left Side	
24	1 1/2"			24	1 1/2"			4	1/4"	A	A-LOK®	CP	Plugged Distribution Outlets			
32	2"			32	2"			6	3/8"							
								8	1/2"							
								M6	6mm							
								M10	10mm							
								M12	12mm							

COMPACT HI-PRO DISTRIBUTION MANIFOLD

HPAHMC Series - High Pressure - Up to 2,785 psi

Parker's HPAHMC Series Compact Hi-Pro Distribution Manifolds are designed for the efficient distribution of liquids, gases, low temperature steam, and hydraulic actuation fluids in high pressure applications. They are ideal for industrial environments where space is limited and weight reduction is critical, such as offshore platforms, chemical processing plants, and hydraulic control systems.

Compared to our standard Hi-Pro Distribution Manifolds, the Compact Hi-Pro version is 40% shorter and nearly 20% lighter.

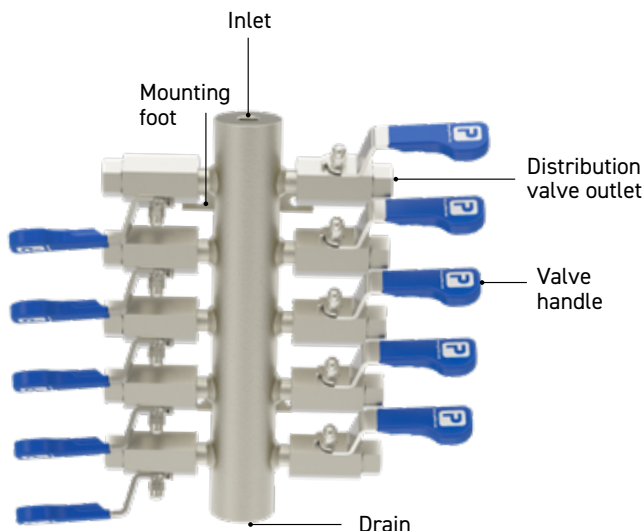
These manifolds integrate up to 20 Parker Hi-Pro ball valve outlets, each securely welded to a thick-gauge 316 stainless steel body using a nipple-to-taper threaded connection.

For improved system integrity and safety, Parker also offers these manifolds with fully integrated A-LOK® tube connections at the outlets. This design minimizes potential leak points while reducing installation time and cost.

The pressure rating of each manifold is determined by the inlet/outlet flange class or thread connection, ensuring compatibility with a wide range of system requirements.

Features & Benefits

- **Compact and lightweight design:** Optimized for space-limited and weight-sensitive environments, reducing footprint and overall system load.
- **Robust part-welded construction:** Assembled by certified welders using full-penetration welds for exceptional durability and consistent performance.



Compact distribution manifold, threaded inlet style, with ten distribution valve outlets.

- **Innovative domed nuts:** Secure valve handles in place while preventing moisture, dirt, and corrosion from affecting the threads, ensuring long-term reliability.
- **Optional fully integrated Parker A-LOK® connections:** Reduce installation time and cost while enhancing system integrity and safety.
- **Non-destructive testing (NDT):** Each manifold undergoes rigorous quality testing to ensure safety, reliability, and performance under demanding conditions.
- **Thick-gauge 316 Stainless Steel body:** Provides superior corrosion-resistance, prevents internal scaling, and extends service life in harsh environments.
- **Pre-drilled mounting feet:** Simplifies installation, reducing setup time and effort.
- **Ergonomic vinyl-sleeved valve handles:** Provide a secure, comfortable grip for easy operation, minimizing the risk of slippage.

Applications

- Liquid, gas and steam distribution

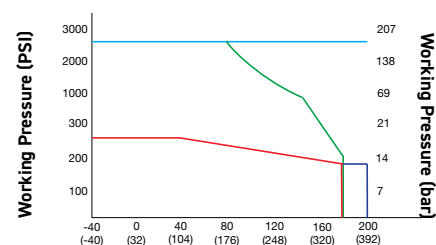
Markets

- Petrochemical
- Chemical
- Plastic processing
- Industrial chemical processing
- Power generation
- Oil and gas (offshore and onshore)

Specifications

Central Pipe Body Material	Stainless Steel AISI 316
Ball Material	Stainless Steel 316
Stem Material	Stainless Steel 316
Seat Material	PTFE (standard), PEEK (optional)
Working Pressure	Max. 2785 psi (192 bar)
Temperature Rating	-54°C to 180°C (PTFE seat) -54°C to 200°C (PEEK seat)

Pressure - Temperature Graph



Temperature °C (°F)



How to Order

Flanged Inlet Style

HPAHMC	S	6	8	F	150	8	N	8	N	BVO		
Series	Material	No. of Distribution Valve Outlets	Inlet Size	Inlet Connection	Flange Class	Drain Valve Outlet Size	Drain Valve Outlet Connection	Distribution Valve Outlet Size	Distribution Valve Outlet Connection	Drain Options	Valve Configuration	High Temp. Option (PEEK seat)
HPAHMC	S Stainless St.	Insert Number from 4-20*	See Note 4	See Note 5	150 300	See Note 6	See Note 7	See Note 8	See Note 9	See Note 10	See Note 11	HT

Threaded Inlet Style

HPAHMC	S	12	8	K		8	N	8	N	BVO		
Series	Material	No. of Distribution Valve Outlets	Inlet Size	Inlet Connection		Drain Valve Outlet Size	Drain Valve Outlet Connection	Distribution Valve Outlet Size	Distribution Valve Outlet Connection	Drain Options	Valve Configuration	
HPAHMC	S Stainless St.	Insert Number from 4-20*	See Note 4	N	F NPT	See Note 6	See Note 7	See Note 8	See Note 9	See Note 10	See Note 11	
			K	BSPT								
			R	BSPP								

* Max. 10 valves on each side. Even numbers only when specifying Both Sides configuration.

Note 4: Note 5: Note 6: Note 7: Note 8: Note 9: Note 10: Note 11:

Inlet Siz		Inlet Connection		Drain Valve Outlet Size		Drain Valve Outlet Connection		Distribution Valve Outlet Size		Distribution Valve Outlet Connection		Drain Options		Valve Configuration	
8	1/2"	F	Raised Face	8	1/2"	N	F NPT	4	1/4"	N	F NPT	BVO	Ball Valve Outlet		Both Sides
12	3/4"	L	Ring Type	12	3/4"	K	BSPT	6	3/8"	K	BSPT	BPBVO	Ball Valve-Plugged Outlet	R	Right Side
16	1"			16	1"	R	BSPP	8	1/2"	R	BSPP				
24	1 1/2"			24	1 1/2"			4	1/4"	A	A-LOK®	CP	Plugged Distribution Outlets		
32	2"			32	2"			6	3/8"						
								8	1/2"						
								M6	6mm						
								M10	10mm						
								M12	12mm						


MODULAR HI-PRO DISTRIBUTION MANIFOLD

HPDM Series - Up to 6,000 psi

Parker's HPDM Series Modular Hi-Pro Distribution Manifolds are interconnected valve assemblies that utilize Parker Hi-Pro ball valves, featuring two shut-off functions in a compact body, mounted on a base plate. Their modular design allows for easy customization, enabling cost-effective configurations using standard components.

The distribution unit features connections at both ends, allowing one to be used as an inlet while the other can either be blanked off or fitted with a purge valve as a build-to-order option. Additionally, Parker can supply the unit with a single valve connected to the inlet, enabling users to completely isolate all outlet valves from the supply point.

Available in configurations of up to 20 valves, with optional blanked-off spare valves, the Hi-Pro manifold is designed to withstand extreme temperatures up to 232°C (with PEEK seats) and pressures up to 6,000 PSI.



Hi-Pro Modular distribution manifold with ten distribution valve outlets.

Features & Benefits

- **AISI 316 stainless steel construction:** Provides corrosion-resistance, ensuring long-term durability in harsh environments.
- **Flexible mounting options:** Standard wall mounting or compatibility with a 2" NB pipe stand allows for versatile installation.
- **Customizable inlet and layout options:** Enables tailored configurations, including the use of a single valve as a primary isolation valve at the inlet.
- **Innovative domed nuts:** Secure valve handles in place while preventing moisture, dirt, and corrosion from affecting the threads, ensuring long-term reliability.

- **Optional fully integrated Parker A-LOK® connections:** Reduce installation time and cost while enhancing system integrity and safety.
- **Ergonomic vinyl-sleeved valve handles:** Provide a secure, comfortable grip for easy operation, minimizing the risk of slippage.
- **Ease of assembly:** Modular design and standard components ensure simple, cost-effective installation and maintenance.

Applications

- Liquid and gas distribution

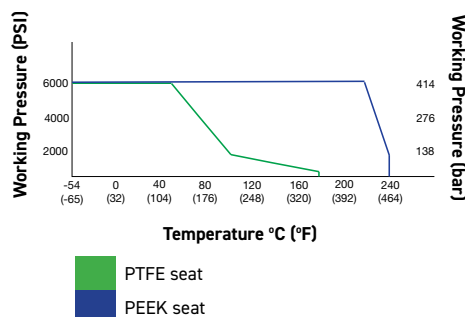
Markets

- Petrochemical
- Chemical
- Plastic processing
- Industrial chemical processing
- Power generation
- Oil and gas (offshore and onshore)

Specifications

Body Material	Stainless Steel AISI 316
Ball Material	Stainless Steel 316
Stem Material	Stainless Steel 316
Seat Material	PTFE (standard), PEEK (optional)
Bore Size	10mm
Working Pressure	6,000 psi (414 bar)
Temperature Rating	-54°C to 180°C (PTFE seat) -54°C to 232°C (PEEK seat)

Pressure - Temperature Graph



How to Order

HPDM	B	6	8	R	8	K	8	N	BP		
Series	Material	No. of Distribution Valve Outlets	Inlet Size	Inlet Connection	Drain Valve Outlet Size	Drain Valve Outlet Connection	Distribution Valve Outlet Size	Distribution Valve Outlet Connection	Drain Options	Valve Configuration	High Temp. Option (PEEK seat)
HPDM	B Stainless St.	Insert Number from 4-20	See Note 1	See Note 2	See Note 3	See Note 4	See Note 5	See Note 6	See Note 7	See Note 8	HT

Note 1: Note 2: Note 3: Note 4: Note 5: Note 6: Note 7: Note 8:


Inlet Size		Inlet Connection		Drain Valve Outlet Size		Drain Valve Outlet Connection		Distribution Valve Outlet Size		Distribution Valve Outlet Connection		Drain Options		Valve Configuration					
8	1/2"	N	F NPT	8	1/2"	N	F NPT	4	1/4"	N	F NPT	BVO	Ball Valve Outlet		Both Sides				
12	3/4"	K	BSPT										6			3/8"	K	BSPT	BPBVO
16	1"	R	BSPP									8		1/2"	R				
				4	1/4"	A	A-LOK®	CP	Plugged Distribution Outlets										
				6	3/8"														
				8	1/2"														
				M6	6mm														
				M10	10mm														
				M12	12mm														

COMPACT DISTRIBUTION MANIFOLD

HCDM Series - Up to 6,000 psi

Parker's HCDM Series Compact Distribution Manifolds integrate 5 or 10 globe-style needle valves into a single, space-saving unit designed for precise control and distribution of air and hydraulic actuation fluids.

These manifolds are ideal for panel mounting in confined installation spaces, with all valves positioned on the front face for easy access, streamlining operation and maintenance.



Compact distribution manifold with ten distribution valve outlets.

Features & Benefits

- **Compact, space-saving design:** Optimized for space-limited environments, reducing overall system footprint.
- **Globe-style H Series needle valves:** Feature metal-to-metal seats for high durability and precise flow control.
- **Self-centering, non-rotating stem tip:** Ensures bubble-tight shutoff, minimizing the risk of leakage.
- **Anti-tamper operating key:** Prevents unauthorized access, enhancing system security and reliability.

Applications

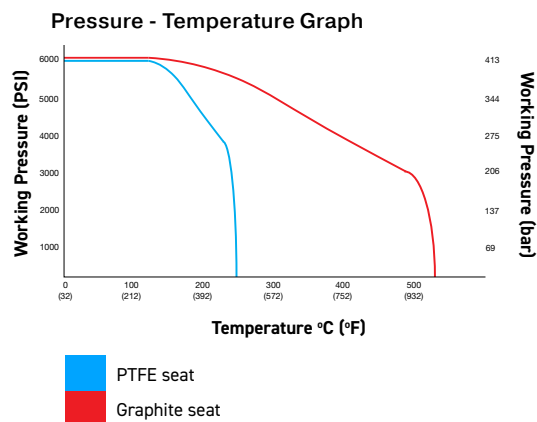
- Precise distribution and regulation of low-pressure instrument air and plant air.
- Control of high-pressure instrumentation and hydraulic lines.

Markets

- Petrochemical
- Chemical
- Plastic processing
- Industrial chemical processing
- Power generation
- Oil and gas (offshore and onshore)

Specifications

Body Material	Stainless Steel AISI 316
Stem Material	Stainless Steel 316
Seat Material	PTFE (standard) Graphite (optional)
Working Pressure	6,000 psi (414 bar)
Temperature Rating	-54°C to 260°C (PTFE seat) -54°C to 538°C (Graphite seat)
Main Inlet Connection	1/2" F NPT
Main Outlet Connection	1/2" F NPT
Distribution Outlet Connections	1/4" F NPT



How to Order

HCDM	S		5	Seat Material		PK	K		AT	NC
Series	Material		No. of Distribution Valve Outlets	Seat Material		Tip	Distribution Outlet Connection		Anti-Tamper Bonnets and Loose Operating Key	NACE Compliance
HCDM	S	Stainless St.	5	-	PTFE	See Note 1	K	BSPT	AT	NC
			10	3	Graphite		R	BSPP		

Note 1:

Tip	
9	Kel-F
PK	PEEK
ST	Stellite
RT	Regulating

COMPLEMENTARY PRODUCTS



Fittings, Tubing & Materials [\(Catalogue 4190-FMTG\)](#)

- A complete guide to Parker fittings, tubing and materials from Instrumentation Products Division, Europe, including tubing charts and anti-corrosion information.



Process to Instrumentation Valves [\(Catalogue 4190-FP\)](#)

- TAMAP 2 star ball or needle valve class A or class B
- Single block and bleed or double block and bleed
- Available in the following materials 316, Duplex or alloy 625
- A-LOK®, CPI™ or BSPP connections
- Flange classes: 600 (covers 150, 300 and 600) class 2500 (covers 900, 1500 and 2500)



Instrument Needle Valves - H Series [\(Catalogue 4190-VMS\)](#)

- Compact needle valves
- For applications up to 10,000 psi (690 bar)
- Available with integral A-LOK® or CPI™ connections, reducing leak paths and installation costs
- Soft tipped optional seating available for gaseous applications
- Fire safe option



Instrument Ball Valves - Hi-Pro Series [\(Catalogue 4190-HBV\)](#)

- Suitable for the most demanding applications in the oil, gas and process control industries
- Integral compression ends available, eliminating taper threads and thread sealants
- Two piece barstock design reduces body leakage paths
- Complies with ANSI/ASME B16.34 requirements where applicable
- NACE MR-01-75/ISO 15156 compliant materials available
- Fire safe option



Parker Grade Tube [\(Catalogue 4190-FMTG\)](#)

- Parker's instrument tube fittings have been engineered and manufactured to consistently provide high levels of reliability, no systems integrity is complete without considering the critical link, tubing.



Parker Hannifin Manufacturing Ltd
Instrumentation Products
Division Europe
Riverside Road
Barnstaple EX31 1NP
United Kingdom
phone 0044 1271 313131
www.parker.com/ipd

4190-DM 07/2025
Your Local Authorized Parker Distributor

© 2025 Parker Hannifin Corporation

