



O-Ring Guide



ENGINEERING YOUR SUCCESS.

Contents	
Parker's safety programme	4
Introduction	6
Sealing compounds	9
Deformation force	25
Design information and installation guidelines	31
O-ring dimension	41
Parbak®-back-up ring 8-xxx sizes	87

Parker's safety programme

Warning - user responsibility

This document and other information from Parker Hannifin Corporation, its subsidiaries and authorized distributors provide product or system options for further investigation by users having technical expertise.

The user, through its own analysis and testing, is solely responsible for making the final selection of the system and components and assuring that all performance, endurance, maintenance, safety and warning requirements of the application are met. The user must analyze all aspects of the application, follow applicable industry standards, and follow the information concerning the product in the current product catalogue and in any materials provided by Parker or its subsidiaries or authorized distributors.

To the extent that Parker or its subsidiaries or authorized distributors provide component or system options based upon data or specifications provided by the user, the user is responsible for determining that such data and specifications are suitable and sufficient for all applications and responsibly foreseeable uses of the components or systems.

Range of application

Our seals may only be used within the application parameters stated in our documents as regards compatibility with contact media, pressures, temperatures and time of storage. Application or use outside of the specified application parameters as well as the selection of different compounds by mistake may result in damage to life, the environment and/or equipment and facilities.

The information contained in our publications is based on know-how developed over decades of experience in the manufacturing and application of seals. Despite this experience, unknown factors arising out of the practical application of seals may considerably affect the overall applicability of this information in such a way that the recommendations provided herein are not to be considered generally binding.

The data for operating pressure, operating temperature, and surface speed stated in the columns represent maximum values and are interrelated. Under extreme working conditions it is recommended not to use all maximum values simultaneously.

For special requirements (pressure, temperature, speed, etc.) please contact our consultancy service, so that suitable materials and/or designs can be recommended.

Compatibility of seals and operating media / cleaning agents

Due to the great diversity of operational parameters affecting fluidic devices and their impact on seals, it is absolutely imperative that manufacturers of these devices approve seals for functional and operational suitability under field conditions.

Furthermore, in view of the consistent increase of newly available media used as hydraulic oils, lubricants, and cleaning agents, special attention is invited to the aspect of compatibility with sealing elastomers currently in use.

Additives contained in base media in order to enhance certain functional characteristics may affect compatibility characteristics of sealing materials.

For this reason, it is imperative that any product equipped with our seals be tested for compatibility with operational media or cleaning agents approved or specified by you either at your plant or by means of field tests prior to any field use.

We kindly ask you to comply with this notice since, as a manufacturer of seals, we are not in a position, as a matter of principle, to perform simulations of any and all conditions present in the final application nor of knowing the composition of the operational media and cleaning agents used.

Design modifications

We reserve the right to make design modifications without prior notification.

Validity

This edition supersedes all prior documents.

Prototypes and samples

Prototypes and samples are produced from experimental moulds. The subsequent series production may differ in terms of production techniques from the prototype production unless specific agreement to the contrary was reached beforehand.

Delivery and services

The delivery guarantee (availability of moulds) for individual dimensions of our range of products is limited to a period of 7 years.

Damaged moulds, including standard items, can only be replaced in case of sufficient demand. Most of the dimensions stated in this catalogue are normally (but not as a matter of course) available ex stock.

For the production of smaller quantities, special compounds, and in case of special production procedures, we reserve the right of charging a prorated share of set-up costs.

All deliveries and services are subject to our terms.

Quality systems

Our manufacturing sites are certified according to ISO 9001 and/or ISO/TS 16949 and/or EN9100.

Copyright

All rights reserved by Parker Hannifin Corporation. Extracts may only be taken with permission. Modification rights reserved.

Introduction

Sealing technology by Parker Prädifa

The Engineered Materials Group of the Parker Hannifin Corporation is a worldwide leader in the development, production and sale of sealing systems, vibration dampers, EMI shielding systems and thermally conductive materials.

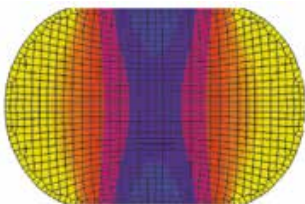
Quality assurance

In the Prädifa Technology Division's world-class facilities, skilled Parker technicians manufacture O-rings to exacting standards. From in-house mixing and tooling operations to the final non-contact inspection process, state-of-the-art technology is employed to provide unparalleled material consistency and dimensional control. Quality registrations are maintained to ensure superior product performance and process repeatability.

Research and development

Based on decades of experience in a wide range of markets Parker develops tailored sealing solutions for virtually any application. Parker's sealing experts can draw on an extensive network of R+D laboratories around the globe. State-of-the-art materials, high-end manufacturing technology and designs that are perfectly tailored to the specific application result in products and solutions that have one aim in mind: the full satisfaction of our customers and partners.

Computer simulation



Parker Prädifa uses the Finite Elements Method to develop and optimise sealing systems. Particularly elastomer materials with their non-linear properties can-

not be described strictly by using standard software. Therefore, Parker Prädifa has developed proprietary mathematical models to describe the complex material properties and special measuring methods to capture the relevant material parameters.

Computer simulation allows experts to detect weak areas as early as in the concept phase and to optimise materials or geometries. This saves development time and costs.

Literature



The Parker O-Ring Handbook has been a standard reference work used by seal designers for decades. It contains comprehensive information about the properties of the most important sealing elastomers, typical O-ring application examples, examples of statically acting seal designs plus descriptions of conditions that may lead to O-Ring failure. In addition, the handbook contains an overview of international dimensions and standards as well as media compatibility data for fluids, gases and solids.

Compounds



Tailored materials require tailored compounding processes. Therefore, Parker produces its rubber mixtures and polymerises its thermoplastic materials in-house. The portfolio of materials developed and produced by Parker ranges from compounds for extremely low temperatures down to 60 °C (silicones) to very high temperatures up to +320 °C (Parofluor®). Parker offers the appropriate compound for the specific application requirements including excellent resistance against aggressive chemicals. With excellent extrusion and abrasion resistance Parker's proprietary polyurethane line is suitable for an extremely extensive application range and continually new uses.

Product lines



Parker manufactures O-rings and special moulded parts for automotive engineering, the chemical and bio-chemical industries, fluid power, refrigeration and air conditioning technology, the petroleum sector, aerospace, the semi-conductor industry and many other industrial sectors.

O-rings

O-rings are manufactured according to metric and imperial international standards such as AS-568B, DIN ISO 3601 and JIS. Custom sizes of almost any dimension are possible such as miniature O-rings and special O-rings with large dimensions.

O-ring-kits



The handy carrying case with O-rings is ideally suited for repairs, assembly jobs and workshops, and finally puts an end to the search for the right O-ring. Parker offers it in various versions: with O-rings in selected imperial and metric standard dimensions and appropriate materials or with customised content. Compact, well arranged and always within reach, the kit provides the appropriate materials for quick use.

Accessories



Products to assist O-ring users include assembly greases and lubricants, sizing cones and extraction tools.

Introduction

Parbak® Back-up rings



Parbak® Back-up rings prevent extrusion in high-pressure applications, help to maintain the lubricant film and thus prolong the service life of O-rings.

The Parbak® numbers correspond to the size designations of the 2-xxx series of the Parker O-rings they are installed with (e.g. 8-211, N 300-90 fits O-ring 2-211, N 674-70).

ParCoat® Coating


O-rings with ParCoat® coatings can be assembled with low exertion of force using automatic equipment. The rings will not stick together during the feeder process. Prior to installation they can be elongated by over 150 % without causing the anti-friction coating to burst or crack.

Benefits

- Clearly reduced frictional forces
- No damage to seals during installation or assembly
- Faster, more cost-efficient assembly process
- Improves interfacial seal tightness, especially for sealing against gases
- Seals will not stick together in automatic feeding processes
- No soiling or contamination
- Translucent ParCoat® treated O-rings insures no risk of mix-ups as basic elastomer compound colour remains visible
- Elongation capacity above 150 %, depending on type
- Suitable for nearly all standard elastomer types (for LSR not all coatings applicable)
- In different colours available

Sealing compounds

Parker O-ring compounds are formulated to meet the most stringent industry standards, including FDA, USP, KTW, DVGW, BAM, WRAS (WRC), NSF, Underwriters Laboratories (UL), Aerospace (AMS) and many customer-specific requirements.



Sealing compounds

Sealing compounds

Compounds

O-rings can be molded in a wide range of compounds in hardnesses from 40 to 90 Shore A. These materials include:

Polyacrylate (ACM)

ACM (acrylic rubber) has good resistance to mineral oil, oxygen and ozone. The water compatibility and cold flexibility of ACM are considerably worse than those with NBR.

Polychloroprene rubber (CR)

Also known by the tradename Neoprene, polychloroprene was the first synthetic rubber and exhibits generally good ozone, aging, and chemical resistance. It has good mechanical properties over a wide temperature range.

Nitrile butadiene rubber (NBR)

Nitrile rubber (NBR) is the general term for acrylonitrile-butadiene terpolymer. The acrylonitrile content of nitrile sealing compounds varies considerably (18 to 50 %). Polymers with higher ACN content exhibit less swell in gasoline and aromatic solvents, while lower ACN polymers exhibit better compression set and low temperature flexibility. Polymer is also called Buna-N.

Hydrogenated nitrile butadiene rubber (HNBR)

Hydrogenated NBR was developed as an air-resistant variant of nitrile rubber. In HNBR, the carbon-carbon double bonds in the main polymer chain are saturated with hydrogen atoms in a process called "hydrogenation" that improves the material's thermal stability and oxidation resistance.

Ethylene propylene rubber (EPDM)

EPDM is a terpolymer of ethylene, propylene, and a diene third monomer used for cross-linking.

Silicone rubber (VMQ)

Silicone elastomers have relatively low tensile strength, poor tear and wear resistance. Silicones also possess good insulating properties and tend to be physiologically neutral.

Fluorosilicone (FVMQ)

Fluorosilicone is a silicone polymer chain with fluorinated side-chains for improved oil and fuel resistance. The mechanical and physical properties are very similar to those of silicone.

Liquid silicone rubber (LSR)

Liquid Silicone Rubber (LSR) offer great advantage producing efficient high quantity silicone parts. Flash less production gives opportunities for difficult molded shapes. I.E. for fastidious medical or automotive applications.

Fluorocarbon (FKM)

Fluorocarbon (FKM) has excellent resistance to high temperatures and a broad range of chemicals. Permeability and compression set are excellent.

HiFluor® (FKM, FB)

As a high-performance fluoroelastomer, HiFluor® offers chemical stability comparable to perfluoro elastomers (FFKM) in nearly all media.

Particularly in polar solvents, HiFluor® exhibits major advantages over conventional FKM polymers.

HiFluor® offers a wide range of application solutions in all industrial sectors. From conventional O-rings in standard (imperial and metric) dimensions through to diaphragms and moulded engineering parts according to customers' drawings, the compound can be processed in rubber-metal composites as well.

Parofluor® (FFKM)

The Parofluor® range consists of advanced perfluorinated elastomers (FFKMs) exclusively developed and produced by Parker Hannifin. They are carried under the trade names of Parofluor® and Parofluor Quantum®. Compared with other perfluorinated elastomers Parofluor® compounds offer outstanding retained resiliency as they have been developed specifically for extremely challenging sealing applications.

Parker O-ring compound numbering system

Parker O-ring compounds are described by the following system.

N0674-70:

N= Polymercode

0674= Sequence number (compound code)

-70= Hardness (Shore A)

Polymer-code:

A= Polyacrylate

C= Neoprene (Chloroprene)

E= Ethylene propylene

L= Fluorosilicone

N= Nitrile (Buna N) and HNBR

S= Silicone

V= Fluorocarbon, HiFluor®, Parofluor®

P= Thermoplastic elastomers

Sealing compounds

Compound code	Polymer base	Hardness [Shore A]	Colour	Temperature range static [°C]	Properties / Applications
Polyacrylate rubber (ACM)					
A8845-70	ACM	70 ^{±5}	black	-20 150	
Polychloroprene Rubber (CR)					
C0557-70	CR	70 ^{±5}	black	-40 100	<ul style="list-style-type: none"> • often used in refrigerant (e.g. R134a or R22) • good aging and salt water resistance
C0944-70	CR	70 ^{±5}	red	-40 100	
Ethylene propylene rubber (EPDM)					
E0529-60	EPDM	60 ^{±5}	black	-50 150	
E0540-80¹⁾	EPDM	80 ^{±5}	black	-50 150	<ul style="list-style-type: none"> • standard compound • good compression set • hot water • air to 150 °C • steam to 200 °C • dilute acids • fire-resistant hydraulic fluids with phosphate ester base • brake fluids with non-mineral oil base
E3609-70	EPDM	70 ^{±5}	black	-50 150	<ul style="list-style-type: none"> • standard compound • FDA-compliant • (EC) No. 1935/2004 • USP Class VI • not suitable for use with milk and nutritional oil
E3678-80	EPDM	80 ^{±5}	violet	-50 150	
E3804-90	EPDM	90 ^{±5}	black	-50 150	<ul style="list-style-type: none"> • Parbak® compound
E8556-70	EPDM	70 ^{±5}	black	-50 150	<ul style="list-style-type: none"> • for industrial cooling water applications • improved ageing resistance
E8743-70	EPDM	70 ^{±5}	black	-50 150	<ul style="list-style-type: none"> • FDA-compliant • (EC) No. 1935/2004 • for food industry • ADI-free
E8780-80	EPDM	80 ^{±5}	black	-50 150	<ul style="list-style-type: none"> • standard for drinking water applications • approvals: KTW, W 270, EN 681-1, W 534, ÖNORM B-5014-1, BfR • FDA-compliant (not suitable for use with milk and nutritional oil) • (EC) No. 1935/2004
E8790-70	EPDM	70 ^{±5}	black	-50 150	<ul style="list-style-type: none"> • standard for drinking water applications • approvals: KTW, WRAS, W 270, EN 681-1, W 534, KIWA, NSF 61, ÖNORM B-5014-1 • FDA-compliant (not suitable for use with milk and nutritional oil) • (EC) No. 1935/2004

Sealing compounds

Compound code	Polymer base	Hardness [Shore A]	Colour	Temperature range static [°C]	Properties / Applications
Nitrile butadiene (NBR)					
N0525-60	NBR	60 ^{±5}	black	-35 100	
N0552-90 ¹⁾	NBR	90 ^{±5}	black	-30 100	
N0674-70 ¹⁾	NBR	70 ^{±5}	black	-35 100	<ul style="list-style-type: none"> • standard compound • resistance to mineral oil and mineral oil products, animal and vegetable oils • generally suited for hydraulic and pneumatic systems compatible with hydraulic oil, water glycol (HFC fluids) and oil in water emulsions (HFA fluids)
N3505-50	NBR	50 ^{±5}	black	-35 100	<ul style="list-style-type: none"> • improved ozone and weather-proof resistance
N3575-75	NBR	75 ^{±5}	black	-50 100	<ul style="list-style-type: none"> • low temperature with improved oil resistance
N3578-80	NBR	80 ^{±5}	black	-40 100	
Hydrogenated nitrile butadiene rubber (HNBR)					
N3510-85	HNBR	85 ^{±5}	black	-35 150	
N3512-90	HNBR	90 ^{±5}	black	-35 150	
N3554-75	HNBR	75 ^{±5}	light green	-35 150	
N3573-75	HNBR	75 ^{±5}	black	-35 150	
N3723-80	HNBR	80 ^{±5}	black	-35 150	
N3813-70	HNBR	70 ^{±5}	black	-40 150	<ul style="list-style-type: none"> • for low temperatures
N3831-70	HNBR	70 ^{±5}	black	-35 150	<ul style="list-style-type: none"> • suitable for AdBlue^{®2)} to approx. 80 °C
N3837-85	HNBR	85 ^{±5}	green	-35 150	
N8505-70	HNBR	70 ^{±5}	green	-35 150	<ul style="list-style-type: none"> • suitable for biodiesel (RME) applications up to 80 °C
N8680-90	HNBR	90 ^{±5}	black	-40 150	<ul style="list-style-type: none"> • for low temperatures
N8888-70	HNBR	70 ^{±5}	yellow	-35 150	<ul style="list-style-type: none"> • for gas and water application • approval for EN 549, EN 681-1

Sealing compounds

Compound code	Polymer base	Hardness [Shore A]	Colour	Temperature range static [°C]	Properties / Applications
---------------	--------------	--------------------	--------	-------------------------------	---------------------------

Sealing compounds

Thermoplastic elastomers (TPE) (Ultrathan®)

P4300	TPU	92 ^{±5}	yellow	-30	110	<ul style="list-style-type: none"> • excellent high-temperature behaviour • excellent dynamic behaviour
P5000	TPU	94 ^{±5}	dark green	-20	100	<ul style="list-style-type: none"> • very good hydrolysis resistance • FDA-compliant
P5001	TPU	94 ^{±5}	brown	-35	100	<ul style="list-style-type: none"> • good hydrolysis resistance
P5007	TPU	82 ^{±5}	green, translucent	-35	80	<ul style="list-style-type: none"> • standard compound
P5008	TPU	94 ^{±5}	green	-35	100	<ul style="list-style-type: none"> • standard compound
P5009	TPU	94 ^{±5}	grey	-45	95	<ul style="list-style-type: none"> • for low temperatures
P5012	TPU	90 ^{±5}	red	-38	100	<ul style="list-style-type: none"> • good hydrolysis resistance
P5029	TPU	94 ^{±5}	nature	-20	100	<ul style="list-style-type: none"> • very good hydrolysis resistance • FDA-compliant
P5070	TPU	83 ^{±5}	green	-35	85	<ul style="list-style-type: none"> • good hydrolysis resistance
P5075	TPU	80 ^{±5}	ochre	-45	80	<ul style="list-style-type: none"> • for low temperatures
P6000	TPU	95 ^{±5}	grey	-35	110	<ul style="list-style-type: none"> • very high mechanical strength • extrusion resistance
P6030	TPU	93 ^{±5}	orange	-35	105	<ul style="list-style-type: none"> • high mechanical strength • extrusion resistance

Silicone rubber (VMQ)

S0595-50	VMQ	50 ^{±5}	red	-55	200	
S0604-70	VMQ	70 ^{±5}	red	-55	200	<ul style="list-style-type: none"> • standard compound • hot air to 210 °C • water to 100 °C • only suitable as static seal
S0613-60	VMQ	60 ^{±5}	red	-55	200	
S0614-80	VMQ	80 ^{±5}	red	-55	200	

Liquid silicone rubber (LSR)

S3693-50	LSR	50 ^{±5}	reddish brown	-50	200	
S3695-60	LSR	60 ^{±5}	reddish brown	-50	200	
S3697-40	LSR	40 ^{±5}	reddish brown	-50	200	
S3698-70	LSR	70 ^{±5}	reddish brown	-50	200	

Sealing compounds

Compound code	Polymer base	Hardness [Shore A]	Colour	Temperature range static [°C]	Properties / Applications
Fluorosilicone (FVMQ)					
L0677-70	FVMQ	70 ^{±5}	blue	-60 170	<ul style="list-style-type: none"> • for high temperatures • good low-temperature resistance • mostly fitted where fuel and oil resistance is important • predominant in aircraft
L8006-80	FVMQ	80 ^{±5}	blue	-60 170	<ul style="list-style-type: none"> • approvals for military and aerospace applications
L3355-70	FVMQ	70 ^{±5}	yellow	-60 170	<ul style="list-style-type: none"> • used in automotive fuel couplings
L8559-70	FVMQ	70 ^{±5}	blue	-60 170	
L8585-80	FVMQ	80 ^{±5}	blue	-60 170	<ul style="list-style-type: none"> • approvals for aerospace applications
Fluorocarbon (FKM)					
V0709-90	FKM	90 ^{±5}	black	-25 200	
V0747-75¹⁾	FKM	75 ^{±5}	black	-25 200	<ul style="list-style-type: none"> • standard compound • for high temperatures • hot oil • aromatic solvents • wide chemical resistance • fire-resistant fluids with phosphate ester and chlorinated hydrocarbon base • copolymer
V0763-60	FKM	60 ^{±5}	brown	-25 200	<ul style="list-style-type: none"> • copolymer
V0884-75	FKM	75 ^{±5}	brown	-25 200	<ul style="list-style-type: none"> • copolymer
V0894-90	FKM	90 ^{±5}	brown	-25 200	<ul style="list-style-type: none"> • copolymer
V3642-75	FKM	75 ^{±5}	black	-25 200	<ul style="list-style-type: none"> • terpolymer
V3670-70	FKM	70 ^{±5}	green	-25 200	<ul style="list-style-type: none"> • copolymer
V3681-80	FKM	80 ^{±5}	green	-25 200	<ul style="list-style-type: none"> • copolymer
V3736-75	FKM	75 ^{±5}	black	-28 200	<ul style="list-style-type: none"> • terpolymer • improved low temperature resistance
V3738-75	FKM	75 ^{±5}	black	-20 200	<ul style="list-style-type: none"> • improved medium compatibility
V8592-75	FKM	75 ^{±5}	blue	-40 200	<ul style="list-style-type: none"> • for low temperatures
V8703-75	FKM	75 ^{±5}	black	-30 200	<ul style="list-style-type: none"> • improved low temperature resistance • suitable for biodiesel (RME) applications
V8722-75	FKM	75 ^{±5}	black	-25 200	<ul style="list-style-type: none"> • FDA-compliant • (EC) No. 1935/2004 • ADI-free • improved resistance against water glycol and acids
V8750-70	FKM	70 ^{±5}	black	-25 200	<ul style="list-style-type: none"> • FDA-compliant • (EC) No. 1935/2004 • food industry
V8802-80	FKM	80 ^{±5}	blue	-40 200	<ul style="list-style-type: none"> • for low temperatures

Sealing compounds

Sealing compounds

Compound code	Polymer base	Hardness [Shore A]	Colour	Temperature range static [°C]	Properties / Applications
V8877-75	FKM	75 ^{±5}	blue	-50 200	<ul style="list-style-type: none"> highly improved low temperature resistance
V8989-80	FKM	83 ^{±5}	black	-40 200	<ul style="list-style-type: none"> for low temperatures improved medium compatibility and mechanical properties

High Performance Fluoroelastomer (HiFluor®) (FKM)

V3819-75	FKM	75 ^{±5}	black	-25 +250	<ul style="list-style-type: none"> improved resistance against water glycol and acids excellent availability in Parker standard dimensions
V8534-90	FKM	90 ^{±5}	black	-25 +250	<ul style="list-style-type: none"> improved resistance to explosive decompression and gap extrusion off-shore and petrochemical applications
V8730-70	FKM	70 ^{±5}	white	-25 +250	<ul style="list-style-type: none"> food industry FDA-compliant (EC) No. 1935/2004 particularly suitable for use with high processing temperatures and aggressive media
V3852-65	FKM	65 ^{±5}	black	-25 +250	<ul style="list-style-type: none"> preferably used for moulded functional components and membranes / diaphragms
V8558-75	FKM	75 ^{±5}	green	-25 +260	<ul style="list-style-type: none"> coloured version

High Performance Fluoroelastomer (HiFluor® FB)

V8879-75	FEPM	75 ^{±5}	black	-15 +230	<ul style="list-style-type: none"> very good chemical resistance very good varnish stability FDA-compliant (EC) No. 1935/2004
V8991-75	FEPM	75 ^{±5}	black	-25 +200	<ul style="list-style-type: none"> very good chemical resistance good steam resistance (CIP/SIP) FDA-compliant (EC) No. 1935/2004 USP Class VI (EC) No. 2023/2006 ADI-free 3-A Sanitary Standards Cl. I + II BNIC

Sealing compounds

Compound code	Polymer base	Hardness [Shore A]	Colour	Temperature range static [°C]	Applications / Properties
Perfluoro elastomer (Parofluor®)					
V3734-70	FFKM	70 ^{±5}	black	-25 240	<ul style="list-style-type: none"> • for low temperatures • for aerospace
V8545-75	FFKM	75 ^{±5}	black	-15 300	<ul style="list-style-type: none"> • best compound for hot water and steam applications • AMS 7257
V8562-75	FFKM	75 ^{±5}	white	-15 300	<ul style="list-style-type: none"> • for high temperature-plasma-applications • dry applications in semiconductor industries
V8588-90	FFKM	90 ^{±5}	black	-15 260	<ul style="list-style-type: none"> • ED resistant • Norsok M-710
V8920-75	FFKM	75 ^{±5}	black	-15 260	<ul style="list-style-type: none"> • good resistance in hot water • for wet processes in semiconductor applications
V8921-75	FFKM	75 ^{±5}	white	-15 260	<ul style="list-style-type: none"> • pure compound for sterile and pharmaceutical technology • for oxidising media
V8930-75	FFKM	75 ^{±5}	black	-15 325	<ul style="list-style-type: none"> • for high temperatures • not recommended for hot aliphatic amine and water steam
V8950-75	FFKM	75 ^{±5}	black	-15 240	<ul style="list-style-type: none"> • FDA-compliant • (EC) No. 1935/2004 • ADI-free • for food industry, pharmacy and biotechnology
V8951-70	FFKM	70 ^{±5}	white	-15 240	<ul style="list-style-type: none"> • FDA-compliant • (EC) No. 1935/2004 • ADI-free • USP Class VI • for pharmacy, biotechnology and medical technology
FF400-80	FFKM	80 ^{±5}	black	-44 230	<ul style="list-style-type: none"> • for low temperatures • oil and gas • chemical industries • ED resistant
Perfluoro elastomer (Parofluor Quantum®)					
V8787-75	FFKM	75 ^{±5}	black	-20 +230	• optimized paint, varnish and solvent stability
V8844-75	FFKM	75 ^{±5}	nature	-20 +230	• optimized paint, varnish and solvent stability
V8910-75	FFKM	80 ⁺⁸ ₋₅	black	-20 +220	• improved chemical resistance
V8911-75	FFKM	75 ⁺⁸ ₋₅	white	-20 +220	• improved chemical resistance

¹⁾ Bold printed compounds are 2-xxx standard and are available ex-stock.

Sealing compounds

Range of application

Underwriters laboratories approved services

Sealing compounds	Compound code	Fire extinguishing agents	Petrol	Gasoline / alcohol blends	Naptha or kerosene	MPS gas	MFG or natural gas	Diesel fuel, fuel oil, lubricating oil	Heated fuel oil	Anhydrous ammonia	LP-gas
		A	B	C	D	E	F	G	H	I	J
	N0674-70	•			•		•	•	•	•	•
	V0747-75		•		•		•	•	•		•
	V0884-75		•	•	•			•			

Compounds for gas supply and consumer appliances

The following Parker Hannifin compounds are approved by the German Association for Gas and Water (DVGW) for the applications listed:

Parker compound	Polymer	Colour	Standard
V0747-75	FKM	black	• DIN EN 549
N0552-90	NBR	black	• DIN EN 549
N0674-70	NBR	black	• DIN EN 549 • VP 406
N3506-70	NBR	black	• DIN EN 549
N3578-80	NBR	black	• DIN EN 549
N3829-70	NBR	black	-
N8902-85	NBR	yellow	• DIN EN 549 • VP 614 • VP 406
N8888-70	HNBR	red	• DIN EN 549
S3698-70	LSR	black	• DIN EN 549
V0884-75	FKM	brown	• DIN EN 549

Compounds for the food and pharmaceutical industry

Seals coming into contact with products in food, beverage and pharmaceutical production must be resistant to "CIP" (Cleaning in Place) and "SIP" (Sterilisation in Place) processes. The silicone materials are suitable for use in food applications with respect to their physiological properties because they are inert as well as odourless and tasteless. In addition to chemical and thermal resistance, the sealing compounds have to meet various national, European and international regulations. In Germany, The **Federal Institute for Risk Assessment (BfR)** issues recommendations for ingredients, additives, residues, contaminations and permissible migration levels (migration or leaching) in foodstuffs and animal feed.

3-A Sanitary Standards Inc. (3-A SSI) is an independent organisation dedicated to advancing hygienic equipment design for the U.S. food, beverage and pharmaceutical industries.

Important regulations:

- Annex I, Article 3 of **European Regulation (EC) No. 1935/2004**
- Regulation (EC) No. 1907/2006 on the **Registration, Evaluation, Authorisation and Restriction of Chemicals (REACH)**
- The **USP (United States Pharmacopiea) Class VI** protocol certifies the biological compatibility with living organisms and thus the harmlessness of sealing materials to health. The most important test protocols are USP Class VI, Part 88 and USP Class VI, part 87 acc. to ISO 10993-1.

Parker has developed formulations which are **ADI-free (free from Animal Derived Ingredients)** because such ingredients may cause BSE (bovine spongiform encephalopathy).

Parker compound	Polymer	Colour	Standard
E3609-70	EPDM	black	<ul style="list-style-type: none"> • FDA ¹⁾ • (EC) No. 1935/2004 • USP Class VI
E8743-70	EPDM	black	<ul style="list-style-type: none"> • FDA • (EC) No. 1935/2004 • BfR • ADI-free
E8780-80	EPDM	black	<ul style="list-style-type: none"> • FDA¹⁾ • (EC) No. 1935/2004 • BfR
E8790-70	EPDM	black	<ul style="list-style-type: none"> • FDA¹⁾ • (EC) No. 1935/2004 • BfR
P5000	TPU	green	<ul style="list-style-type: none"> • FDA
P5029	TPU	neutral	<ul style="list-style-type: none"> • FDA
S3693-50	LSR	reddish brown	<ul style="list-style-type: none"> • FDA • (EC) No. 1935/2004 • BfR
S3695-60	LSR	reddish brown	<ul style="list-style-type: none"> • FDA • (EC) No. 1935/2004 • BfR
S3697-40	LSR	reddish brown	<ul style="list-style-type: none"> • FDA • (EC) No. 1935/2004 • BfR
S3698-70	LSR	reddish brown	<ul style="list-style-type: none"> • FDA • (EC) No. 1935/2004 • BfR

Sealing compounds

Sealing compounds

Parker compound	Polymer	Colour	Standard
V0747-75	FKM	black	• ADI-free
V8722-75	FKM	black	• FDA • (EC) No. 1935/2004
V8750-70	FKM	black	• FDA • (EC) No. 1935/2004
HiFluor® V8522-75	FKM	white	• ADI-free
HiFluor® V8730-70	FKM	white	• FDA • (EC) No. 1935/2004
Parofluor® V8742-70	FFKM	white	• ADI-free
Parofluor® V8950-75	FFKM	black	• FDA • (EC) No. 1935/2004 • ADI-free
Parofluor® V8951-70	FFKM	white	• FDA • (EC) No. 1935/2004 • ADI-free • USP Class VI

KTW approved compounds

Sealing compounds for use in drinking water and heating applications are subject to a large number of approval regulations designed to ensure their harmlessness from the stage of water extraction, treatment and transport through to the consumer's tap. Worldwide, almost all countries have issued their own drinking water regulations including specific tests and lists of approved ingredients. The regulations are complemented by physical and microbiological examinations.

KTW:

KTW is the nationally recognized standard for all devices, components and materials which contact drinking water. In addition to Germany (**KTW**), Great Britain (**WRAS**), the USA (**NSF61**), France (**ACS**) and the Netherlands (**KIWA**) have published their own regulations for these applications. Parker's Prädifa Technology Division has developed several materials that are certified to KTW.

Parker compound	Polymer	Water contact temperature (°C)	Colour	Standard
E1549-70	EPDM	85	black	• WRAS
E1549-70	EPDM	82	black	• NSF 61
E8780-80	EPDM	90	black	• W270 • KTW
E8780-80	EPDM	-	black	• EN 681-1 • W 534
E8790-70	EPDM	90	black	• KTW • W270
E8790-70	EPDM	85	black	• WRAS
E8790-70	EPDM	90	black	• KIWA
E8790-70	EPDM	-	black	• EN 681-1 • W 534
N8888-70	HNBR	-	yellow	• EN 681-1 • EN 549

¹⁾ Not suitable for use with milk and nutritional oil

Aerospace materials

The aerospace industry demands the most from elastomeric compounds. Special materials often must be developed to meet specification requirements. finished parts, not least to meet safety, technical and quality requirements.

AMS¹⁾ and NAS²⁾ rubber specification descriptions

Specification	Parker compound	Hardness	Remarks
AMS3201	N0545-40	35 - 45	• dry heat resistance
AMS3205	N0299-50	45 - 55	• low temperature resistance
AMS3208	C0267-50	45 - 55	• weather resistant • chloroprene
AMS3209	C1124-70	65 - 75	• weather resistant • chloroprene
AMS3212	N0525-60	55 - 65	• aromatic fuel resistant
AMS3220	N0525-60	55 - 65	• general purpose • fluid resistant
AMS3238	B0318-70	65 - 75	• phosphate-ester resistant • butyl
AMS3301	S0469-40	35 - 45	• silicone • general purpose
AMS3302	S0595-50	45 - 55	• silicone • general purpose
AMS3303	S0613-60	55 - 65	• silicone • general purpose
AMS3304	S1224-70 S0604-70	65 - 75	• silicone • general purpose
AMS3305	S0614-80	75 - 85	• silicone • general purpose
AMS3325	L1223-60 LM152-60	55 - 65	• fluorosilicone • oil resistant • fuel resistant
AMS3337	S0383-70	65 - 75	• silicone • extrem low temperature resistance
AMS3345	S0899-50	45 - 55	• silicone
AMS3357	S1224-70 S0604-70	65 - 75	• silicone • extrem low temperature resistance
AMS7257	V8545-75 FF200-75	70 - 80	• sealing rings • perfluorinated rubber • for high temperatures
AMS7259	V0709-90	85 - 95	• for high temperatures • fluid resistant • very low compression set • FKM

Sealing compounds

Sealing compounds

Specification	Parker compound	Hardness	Remarks
AMS7267	S0355-75	70 - 80	<ul style="list-style-type: none"> silicone dry heat resistance very low compression set
AMS7271	N0506-65	60 - 70	<ul style="list-style-type: none"> fuel resistant low temperature resistance
AMS7272	N0287-70	65 - 75	<ul style="list-style-type: none"> synthetic lubricant resistant
AMS7276	V1164-75 V1226-75 V0747-75	70 - 80	<ul style="list-style-type: none"> high temperature fluid resistant very low compression set FKM
NAS1613	E1267-80	75 - 85	<ul style="list-style-type: none"> packing O-ring phosphate-ester resistant
AMS-P-5315	N0602-70	65 - 75	<ul style="list-style-type: none"> packing O-ring hydrocarbon fuel resistant
AMS-P-5510	N0507-90	85 - 95	<ul style="list-style-type: none"> sealing straight thread tube fitting boss
AMS-R-6855	N0406-60 C1124-70	55 - 75	<ul style="list-style-type: none"> synthetic rubber sheets stripes moulded or extruded shapes synthetic oil resistant
AMS-P-25732	N0304-75	70 - 80	<ul style="list-style-type: none"> packing petroleum hydraulic fluid resistant limited performance
AMS-R-25988	L1120-70 L1223-60 L1218-80 L1077-75 LM152-60 LM153-70 LM154-75 LM155-80	55 - 85	<ul style="list-style-type: none"> fluorosilicone rubber oil resistant fuel resistant
AMS-R-83248	V1164-75 V1226-75 V0747-75 V0709-90	70 - 95	<ul style="list-style-type: none"> rubber fluorocarbon rubber high temperature fluid resistant low compression set
AMS-P-83461	N0756-75	70 - 80	<ul style="list-style-type: none"> packing moulded shape petroleum hydraulic fluid resistant improved performance
AMS-R-83485	V0835-75	70 - 80	<ul style="list-style-type: none"> rubber fluorocarbon rubber improved Performance at low temperatures

¹⁾ Aerospace Material Specification issued by the Society of Automotive Engineers, Inc.

²⁾ National Aerospace Standard issued by Aerospace Industries Association of America, Inc.

Specifications

Airbus Nord-Sud Aviation (NSA)

Specification	Parker compound	Category
NSA 5512	special compound	bonded seal
NSA 8200	L8585-80	3-xxx sizes
NSA 8201	E1267-80	3-xxx sizes
NSA 8202	C3645-80	3-xxx sizes
NSA 8203	L8585-80	2-xxx sizes
NSA 8204	E1267-80	2-xxx sizes, NAS 1613, colour code
NSA 8205	C3645-80	2-xxx sizes
NSA 8206	S0604-70	2-xxx sizes
NSA 8207	S0604-70	3-xxx sizes
NSA 8213	E1267-80	square ring
NSA 8216	E1267-80	square ring
NSA 8218	E1267-80	square ring
NSA 8671	W5036	square ring, PTFE

Specifications Norme Française (NF), (french standard)

Specification	Parker compound	Category
NF L17-241	E1267-80	41B8
NF L17-160	V0709-90	60C9
NF L17-164	V0747-75	64C8
NF L17-261	L8585-80	61D8
NF L17-261	L1218-80	61D8
NF L17-250-4	S0604-70	EN 2261

Sealing compounds

Compound Data Sheet (WL)

	Specification	Parker compound
Sealing compounds	5.5440	C0365-45
	5.5502	S0595-50
	5.5600	E0529-65
	5.5601	N0406-60
	5.5602	N0239-60
	5.5603	S0613-60
	5.5612	N0406-60
	5.5627	N0261-65
	5.5629	N0525-60
	5.5655	N0406-60
	5.5688	L3747-60
	5.5701	V0747-75
	5.5702	N0674-70
	5.5703	S0604-70
	5.5704	V3670-70
	5.5707	B3688-70
	5.5709	C0557-70
	5.5710	L0677-70 / L8559-70
	5.5801	N3578-80
	5.5802	E0540-80
5.5804	V0747-75	
5.5808	V0709-90	
5.5810	N0552-90	
5.5813	L0806-80	
5.5814	S0614-80	
5.5829	N0755-80	
5.5855	N3518-80	

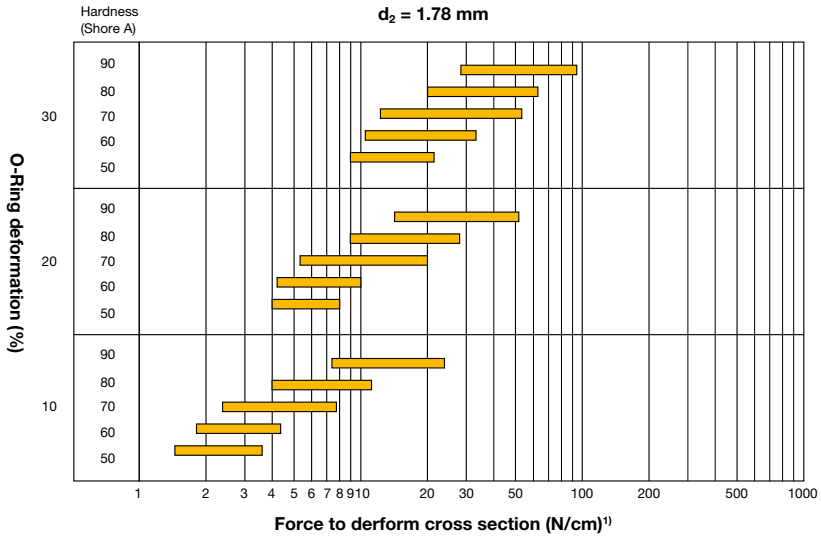
The following charts are included to facilitate engineering analysis. Additional information is available in the Parker O-Ring Handbook.

Deformation force

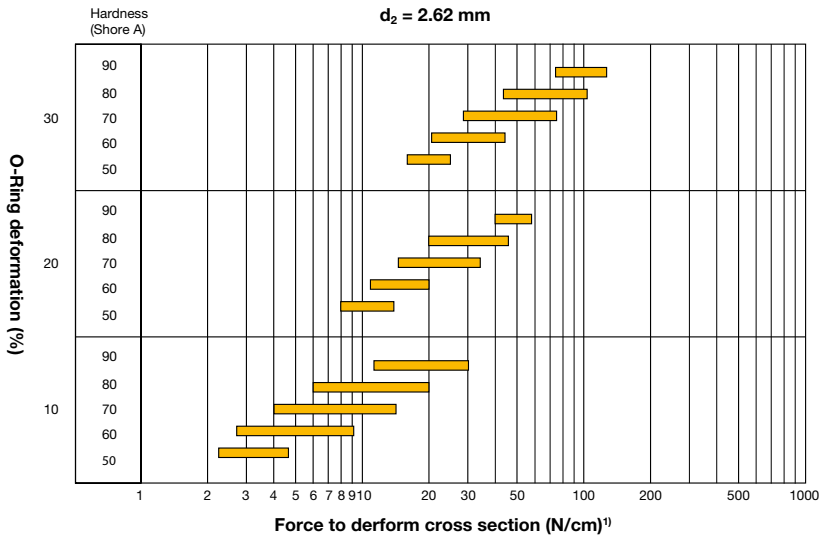
The force necessary to deform an O-ring cross-section by a given amount (in per cent) depends on the compound modulus. As it is relative to seal geometry, it is given for different O-ring cross-sections. As a user will typically only know the dimensions and hardness, the following diagrams show the relationship between hardness, compression and cross-section. The information refers to all elastomers, which is why the deformation forces are given for each hardness class. The forces required to deform elastomers during assembly of flanges, for example, can be obtained from the diagrams, and forces which affect seals on less resilient plastic parts can also be estimated.

Deformation force

Deformation force



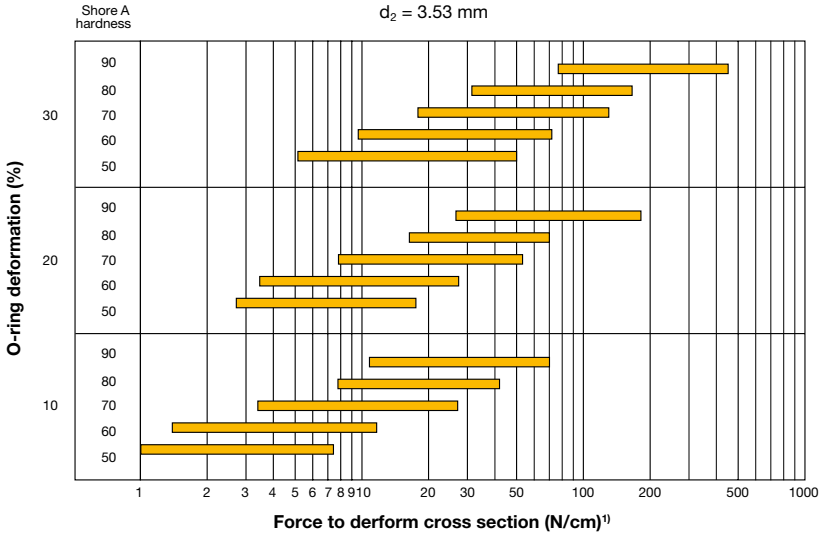
¹⁾ Length in cm of O-ring circumference



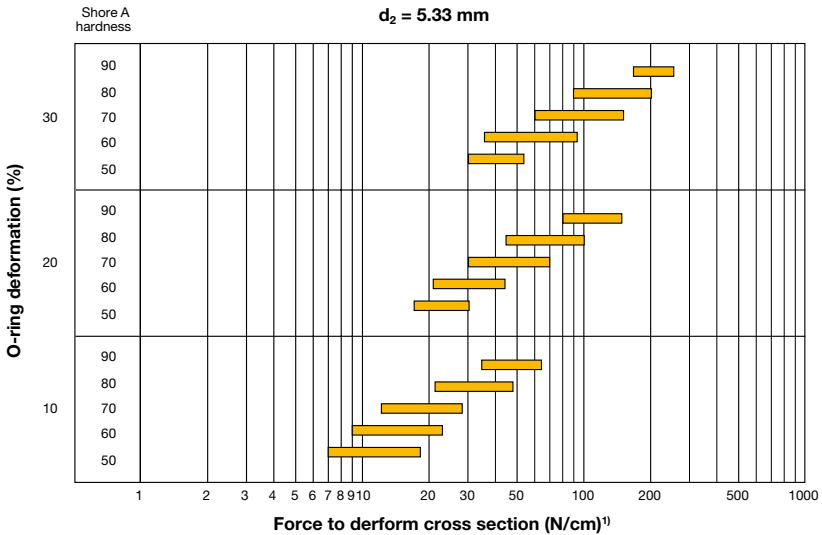
¹⁾ Length in cm of O-ring circumference

Deformation force

Deformation force

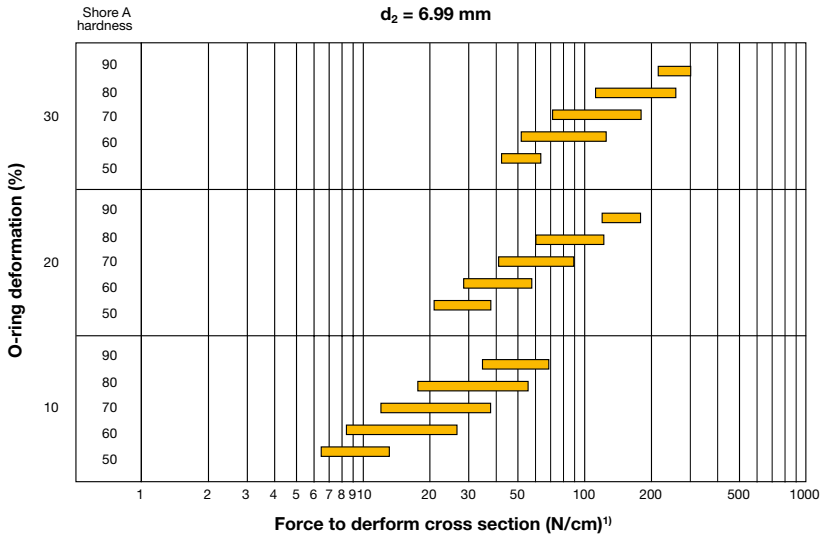


¹⁾ Length in cm of O-ring circumference



¹⁾ Length in cm of O-ring circumference

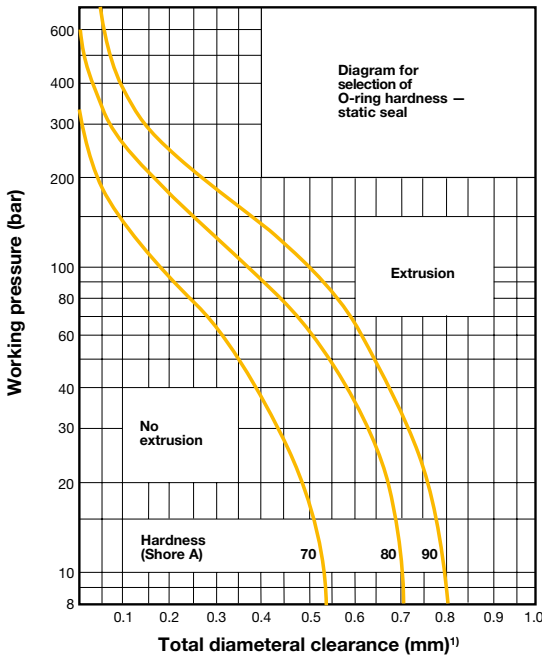
Deformation force



¹⁾ Length in cm of O-ring circumference

Deformation force

Extrusion



Deformation force

Basis for curves

- 100,000 pressure cycles at the rate of 60 per minute from zero to the indicated pressure
- Maximum temperature (i.e., test temperature) 70 °C
- No back-up rings
- Total diametral clearance must include cylinder expansion due to pressure
- Apply a reasonable safety factor in practical applications to allow for excessively sharp edges and other imperfections and for higher temperatures

¹⁾ Reduce the clearance shown by 60 % when using silicone or fluorosilicone Elastomers.

Design information and installation guidelines

The following charts are included to facilitate engineering analysis. Additional information is available in the Parker O-Ring Handbook.

Parker offers O-rings for use in static as well as dynamic sealing applications. Static seals are those where the mating parts of the gland do not have movement relative to each other. These seals include face, radial, dovetail. Examples of these seals and the corresponding design charts are found on the following pages. Dynamic seals include reciprocating, floating pneumatic, oscillating, and rotary applications. Dynamic seals are defined by one of the gland parts having movement relative to the other part. Gland design recommendations for a reciprocating seal are provided also in this chapter.

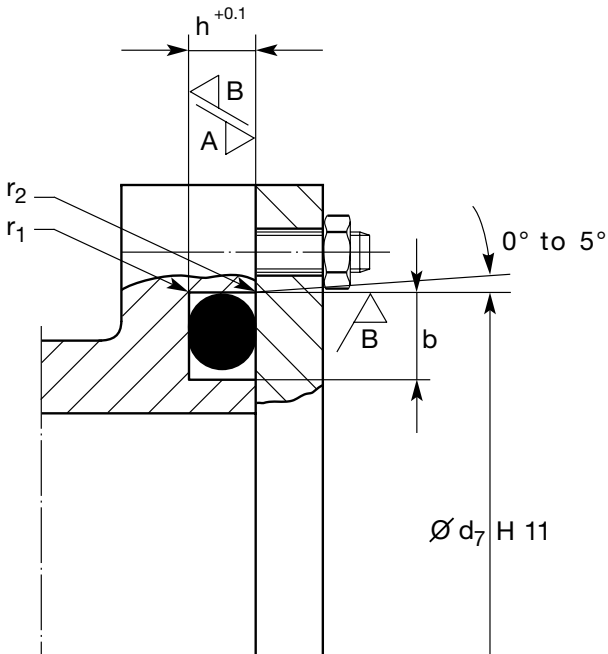
For further design assistance and recommendations contact a Parker O-ring applications engineer.

Design information and installation guidelines

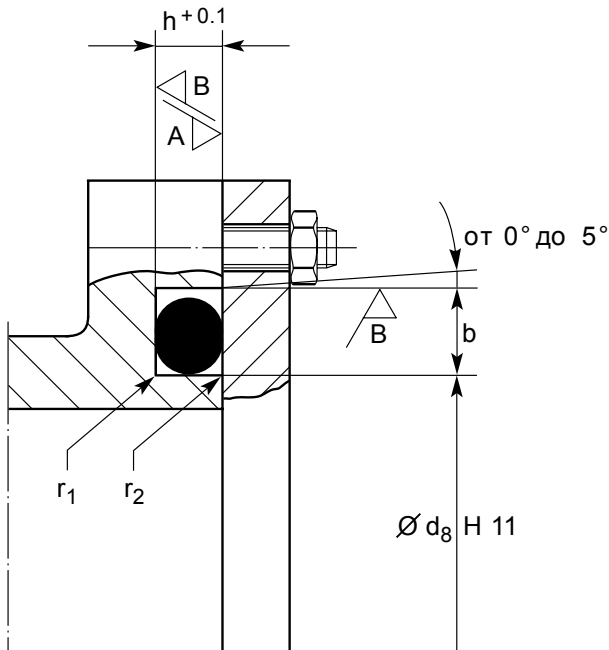
Static seals – axial

The O-Ring cross-section is deformed in an axial direction. As the O-ring makes a relative movement under pressure loading, it is important to observe the direction of pressure:

- If pressure acts from the inside, the O-Ring should touch the gland outer diameter (optimally compressed by 1 to 3 % of its circumference).
- If pressure acts from the outside, the O-Ring inner diameter should touch the inner diameter of the gland (stretched by up to 6 %).

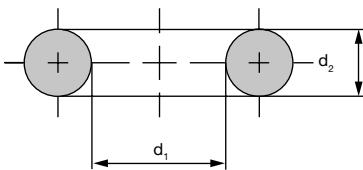


Pressure from inside



Pressure from outside

Surface finish roughness – static seal



Design information and installation guidelines

Design information and installation guidelines

Rectangular gland dimensions – axial deformation

d_2	$h^{+0.10}$	$b^{+0.20}$	$r_{1.00}$	r_2
1.50	1.10	1.90	0.20 - 0.40	0.20 - 0.40
1.78	1.30	2.40	0.20 - 0.40	0.20 - 0.40
2.00	1.50	2.60	0.20 - 0.40	0.20 - 0.40
2.50	2.00	3.20	0.20 - 0.40	0.20 - 0.40
2.62	2.10	3.60	0.20 - 0.40	0.20 - 0.40
3.00	2.30	3.90	0.40 - 0.80	0.20 - 0.40
3.53	2.80	4.80	0.40 - 0.80	0.20 - 0.40
4.00	3.25	5.20	0.40 - 0.80	0.20 - 0.40
5.00	4.00	6.50	0.40 - 0.80	0.20 - 0.40
5.33	4.35	7.20	0.40 - 0.80	0.20 - 0.40
6.00	5.00	7.80	0.80 - 1.20	0.20 - 0.40
6.99	5.75	9.60	0.80 - 1.20	0.20 - 0.40
8.00	6.80	10.40	0.80 - 1.20	0.20 - 0.40
9.00	7.70	11.70	0.80 - 1.20	0.20 - 0.40
10.00	8.70	13.00	0.80 - 1.20	0.20 - 0.40
12.00	10.60	15.60	0.80 - 1.20	0.20 - 0.40

The DIN ISO 3601 sizes are preferable and shown here in bold.

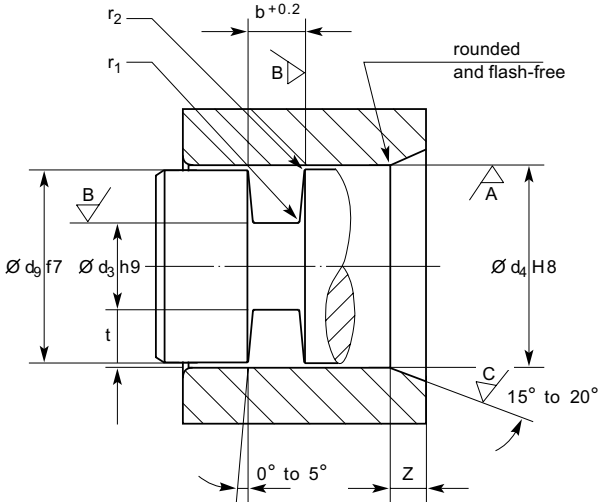
Design information and installation guidelines

Surface finish roughness – static seal

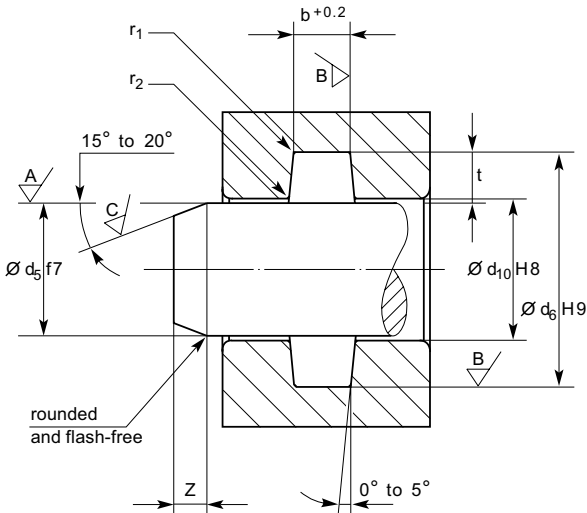
Surface	Pressure	Surface finish roughness, percentage contact area $t_p > 50\%$	
		R_a [μm]	R_{max}
A contact surface	non-pulsating	1.60	6.30
A contact surface	pulsating	0.80	3.20
B groove base and sides	non-pulsating	3.20	12.50
B groove base and sides	pulsating	1.60	6.30

Static seals – radial

Gland in inside element

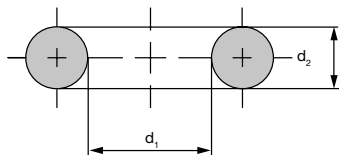


Gland in outside element



Design information and installation guidelines

Design information and installation guidelines



Gland dimensions – radial deformation

d_2	$t^{1)}$	$b^{+0.20}$	z	$r_{1.0}$	r_2
1.50	1.10	1.90	1.5	0.2 - 0.4	0.1 - 0.3
1.78	1.40	2.40	1.5	0.2 - 0.4	0.1 - 0.3
2.00	1.50	2.60	1.5	0.2 - 0.4	0.1 - 0.3
2.50	2.00	3.20	1.5	0.2 - 0.4	0.1 - 0.3
2.62	2.10	3.60	1.5	0.2 - 0.4	0.1 - 0.3
3.00	2.30	3.90	2.0	0.4 - 0.8	0.1 - 0.3
3.53	2.90	4.80	2.0	0.4 - 0.8	0.1 - 0.3
4.00	3.25	5.20	2.0	0.4 - 0.8	0.1 - 0.3
5.00	4.10	6.50	3.0	0.4 - 0.8	0.1 - 0.3
5.33	4.50	7.20	3.0	0.4 - 0.8	0.1 - 0.3
6.00	5.00	7.80	3.0	0.4 - 0.8	0.1 - 0.3
6.99	5.90	9.60	3.6	0.8 - 1.2	0.1 - 0.3
8.00	6.80	10.40	4.0	0.8 - 1.2	0.1 - 0.3
9.00	7.70	11.70	4.5	0.8 - 1.2	0.1 - 0.3
10.00	8.70	13.00	4.5	0.8 - 1.2	0.1 - 0.3
12.00	10.60	15.60	4.5	0.8 - 1.2	0.1 - 0.3

¹⁾ The tolerances are calculated from $d_3H9 + d_4H8$ or $d_5f7 + d_6H9$.
The DIN ISO 3601 sizes are preferable and shown here in bold.

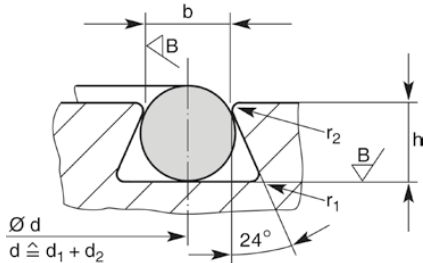
Design information and installation guidelines

Surface finish roughness – static seal

Surface	Pressure	Surface finish roughness, percentage contact area $t_p > 50\%$	
		R_a [μm]	R_{max}
A contact surface	non-pulsating	1.60	6.30
A contact surface	pulsating	0.80	3.20
B groove base and sides	non-pulsating	3.20	12.50
B groove base and sides	pulsating	1.60	6.30
C surface finish of lead-in edge chamfer	-	3.20	12.50

Static seals – dovetail groove

The dovetail groove shape is used where it is necessary to keep an O-Ring in its position, e.g. during surface work, when opening and closing tools or machines where otherwise the O-Ring would drop out of the gland. The machining of the gland is difficult and costly.

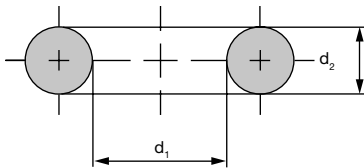


Dovetail gland

d = gland mean diameter

The gland width is measured before deburring the edges.

Radius r_2 is selected so that the O-Ring is not damaged during assembly and cannot be trapped in the gap under high pressure.



Design information and installation guidelines

Dovetail gland dimensions

d_2	h	$b^{+0.10}$	$r_{2.00}$	$r_{1.00}$
1.78	1.25 $+0.05$	1.40	0.10 - 0.30	0.4 - 0.6
2.62	2.05 $+0.05$	2.10	0.10 - 0.30	0.6 - 0.8
3.53	2.80 $+0.05$	2.85	0.10 - 0.30	0.8 - 1.0
5.33	4.55 $+0.08$	4.35	0.10 - 0.30	1.0 - 1.3
6.99	5.85 $+0.08$	5.85	0.10 - 0.30	1.3 - 1.6

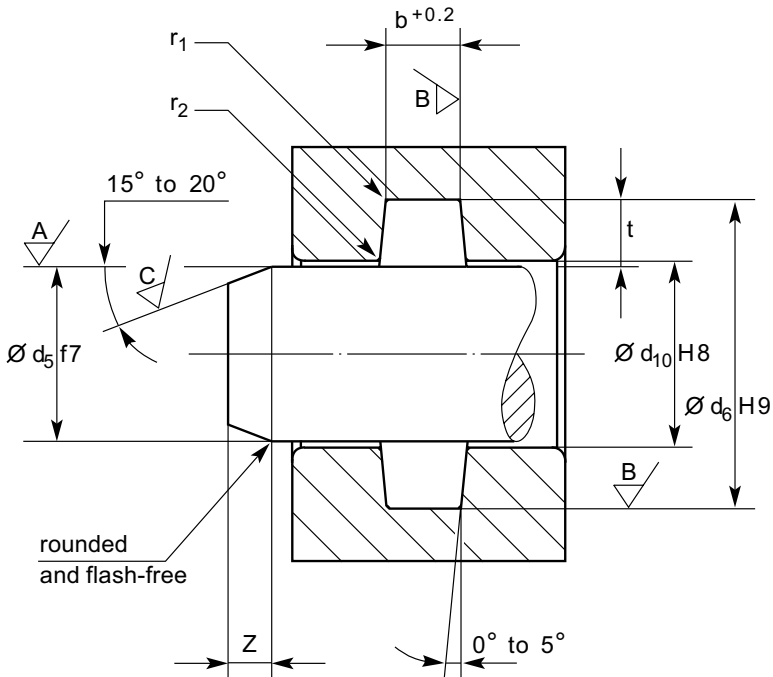
Design information and installation guidelines

Surface finish roughness – static seal

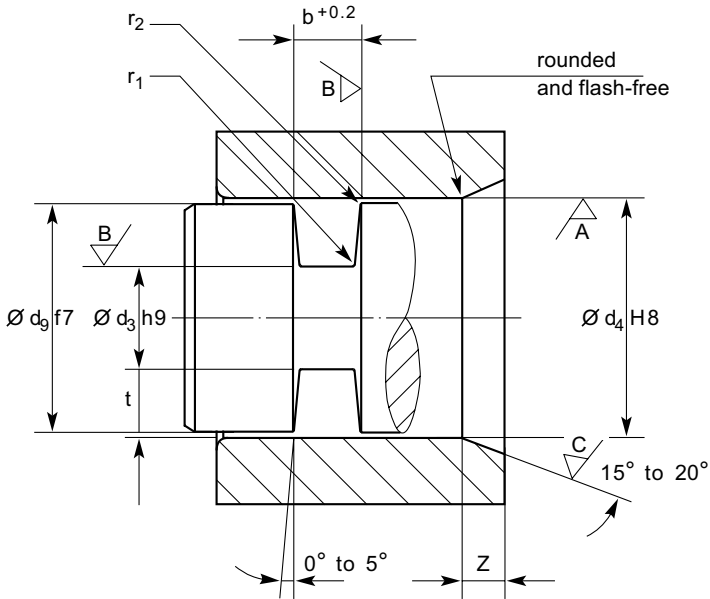
Surface	Pressure	Surface finish roughness, percentage contact area $t_p > 50\%$	
		R_a [μm]	R_{max}
A contact surface	non-pulsating	1.60	6.30
A contact surface	pulsating	0.80	3.20
B groove base and sides	non-pulsating	3.20	12.50
B groove base and sides	pulsating	1.60	6.30

Dynamic seals – hydraulics

Design information and installation guidelines



Rod seal – hydraulic and pneumatic



Piston seal – hydraulic and pneumatic

Surface-finish roughness – reciprocating seal – hydraulic

Surface	Surface finish roughness, percentage contact area $t_p > 50\%$	
	R_a	R_{max}
	[µm]	
A contact surface	0.40	1.60
B groove base and sides	1.60	6.30
C surface finish of lead-in edge chamfer	3.20	12.50

Design information and installation guidelines

Design information and installation guidelines

Gland dimensions – dynamic hydraulic seal

d_2	$t^{1)}$	$b^{+0.20}$	z	$r_{1.00}$	r_2
1.50	1.30	1.90	1.50	0.20 - 0.40	0.10 - 0.30
1.78	1.45	2.40	1.50	0.20 - 0.40	0.10 - 0.30
2.00	1.70	2.60	1.50	0.20 - 0.40	0.10 - 0.30
2.50	2.10	3.30	1.50	0.20 - 0.40	0.10 - 0.30
2.62	2.20	3.60	1.50	0.20 - 0.40	0.10 - 0.30
3.00	2.60	3.90	1.80	0.40 - 0.80	0.10 - 0.30
3.53	3.05	4.80	1.80	0.40 - 0.80	0.10 - 0.30
4.00	3.50	5.30	1.80	0.40 - 0.80	0.10 - 0.30
5.00	4.45	6.70	2.70	0.40 - 0.80	0.10 - 0.30
5.33	4.65	7.10	2.70	0.40 - 0.80	0.10 - 0.30
6.00	5.40	8.00	3.60	0.40 - 0.80	0.10 - 0.30
6.99	6.20	9.50	3.60	0.40 - 0.80	0.10 - 0.30

¹⁾ The tolerances are calculated from $d_3h9 + d_4H8$ or $d_5f7 + d_6H9$.

The DIN ISO 3601 sizes are preferable and shown here in bold.

Additional information to gland dimensions for O-rings with anti-extrusion rings, the surface-finish-roughness and the gland dimensions of the pneumatic application is available in the Parker O-Ring Handbook.

The following tables provide dimensions for standard shrinkage materials only. These correspond to AS568B dimensions. O-rings manufactured from compounds with different shrinkage rates will provide slightly different dimensions and tolerances when standard tooling is used. Custom tooling may be necessary for some compounds in order to meet AS568B dimensions and tolerances.

For further information contact a Parker O-ring applications engineer.

Characteristics of the 2-xxx series

The 2-xxx series from Parker offers the following advantages.

Ex-stock in following compounds:

N0674-70 (NBR 70 Shore A)

N0552-90 (NBR 90 Shore A)

E0540-80 (EPDM 80 Shore A)

V0747-75 (FKM 75 Shore A)

For each 2-xxx series O-ring we can offer a Parker Parbak® back-up ring to fit. This is particularly important where large clearance gaps and/or high pressures exist (see chapter Parbak® back-up ring).

O-rings of the 2-xxx series correspond to the standard ISO 3601.

O-ring dimension

2-0xx sizes: cross-section $d_2 = 1.78$ mm

Parker no.	Ø d mm	Cross-section d_2
2-001*	0.74	1.02
2-002*	1.07	1.27
2-003*	1.42	1.52
2-004	1.78	1.78
2-005	2.57	1.78
2-006	2.9	1.78
2-007	3.68	1.78
2-008	4.47	1.78
2-009	5.28	1.78
2-010	6.07	1.78
2-011	7.65	1.78
2-012	9.25	1.78
2-013	10.82	1.78
2-014	12.42	1.78
2-015	14	1.78
2-016	15.6	1.78
2-017	17.17	1.78
2-018	18.17	1.78
2-019	20.35	1.78
2-020	21.95	1.78
2-021	23.52	1.78
2-022	25.12	1.78
2-023	26.7	1.78
2-024	28.3	1.78
2-025	29.87	1.78
2-026	31.47	1.78
2-027	33.05	1.78
2-028	34.65	1.78
2-029	37.82	1.78
2-030	41	1.78
2-031	44.17	1.78
2-032	47.35	1.78
2-033	50.52	1.78
2-034	53.7	1.78

Parker no.	Ø d mm	Cross-section d_2
2-035	56.87	1.78
2-036	60.05	1.78
2-037	63.22	1.78
2-038	66.4	1.78
2-039	69.57	1.78
2-040	72.75	1.78
2-041	75.92	1.78
2-042	82.27	1.78
2-043	88.62	1.78
2-044	94.97	1.78
2-045	101.32	1.78
2-046	107.67	1.78
2-047	114.02	1.78
2-048	120.37	1.78
2-049	126.72	1.78
2-050	133.07	1.78

* Please note the differing cross-sections for these sizes.

O-ring dimension

2-1xx sizes: cross-section $d_2 = 2.62$ mm

Parker no.	Ø d mm	Cross-section d_2
2-102	1.24	2.62
2-103	2.06	2.62
2-104	2.84	2.62
2-105	3.63	2.62
2-106	4.42	2.62
2-107	5.23	2.62
2-108	6.02	2.62
2-109	7.59	2.62
2-110	9.19	2.62
2-111	10.77	2.62
2-112	12.37	2.62
2-113	13.94	2.62
2-114	15.54	2.62
2-115	17.12	2.62
2-116	18.72	2.62
2-117	20.29	2.62
2-118	21.89	2.62
2-119	23.47	2.62
2-120	25.07	2.62
2-121	26.64	2.62
2-122	28.24	2.62
2-123	29.82	2.62
2-124	31.42	2.62
2-125	32.99	2.62
2-126	34.59	2.62
2-127	36.17	2.62
2-128	37.77	2.62
2-129	39.34	2.62
2-130	40.94	2.62
2-131	42.52	2.62
2-132	44.12	2.62
2-133	45.69	2.62
2-134	47.29	2.62
2-135	48.9	2.62

Parker no.	Ø d mm	Cross-section d_2
2-136	50.47	2.62
2-137	52.07	2.62
2-138	53.64	2.62
2-139	55.25	2.62
2-140	56.82	2.62
2-141	58.42	2.62
2-142	59.99	2.62
2-143	61.6	2.62
2-144	63.17	2.62
2-145	64.77	2.62
2-146	66.34	2.62
2-147	67.95	2.62
2-148	69.52	2.62
2-149	71.12	2.62
2-150	72.69	2.62
2-151	75.87	2.62
2-152	82.22	2.62
2-153	88.57	2.62
2-154	94.92	2.62
2-155	101.27	2.62
2-156	107.62	2.62
2-157	113.97	2.62
2-158	120.32	2.62
2-159	126.67	2.62
2-160	133.02	2.62
2-161	139.37	2.62
2-162	145.72	2.62
2-163	152.07	2.62
2-164	158.42	2.62
2-165	164.77	2.62
2-166	171.12	2.62
2-167	177.47	2.62
2-168	183.82	2.62
2-169	190.17	2.62
2-170	196.52	2.62
2-171	202.87	2.62

Parker no.	Ø d mm	Cross-section d_2
2-172	209.22	2.62
2-173	215.57	2.62
2-174	221.92	2.62
2-175	228.27	2.62
2-176	234.62	2.62
2-177	240.97	2.62
2-178	247.32	2.62

O-ring dimension

O-ring dimension

2-2xx sizes: cross-section $d_2 = 3.53$ mm

Parker no.	Ø d mm	Cross-section d_2
2-201	4.34	3.53
2-202	5.94	3.53
2-203	7.52	3.53
2-204	9.12	3.53
2-205	10.12	3.53
2-206	12.29	3.53
2-207	13.87	3.53
2-208	15.47	3.53
2-209	17.04	3.53
2-210	18.64	3.53
2-211	20.22	3.53
2-212	21.82	3.53
2-213	23.39	3.53
2-214	24.99	3.53
2-215	26.57	3.53
2-216	28.17	3.53
2-217	29.74	3.53
2-218	31.34	3.53
2-219	32.92	3.53
2-220	34.52	3.53
2-221	36.09	3.53
2-222	37.69	3.53
2-223	40.87	3.53
2-224	44.04	3.53
2-225	47.22	3.53
2-226	50.39	3.53
2-227	53.57	3.53
2-228	56.74	3.53
2-229	59.92	3.53
2-230	63.09	3.53
2-231	66.27	3.53
2-232	69.44	3.53
2-233	72.62	3.53
2-234	75.79	3.53

Parker no.	Ø d mm	Cross-section d_2
2-235	78.97	3.53
2-236	82.14	3.53
2-237	85.32	3.53
2-238	88.49	3.53
2-239	91.67	3.53
2-240	94.84	3.53
2-241	98.02	3.53
2-242	101.19	3.53
2-243	104.37	3.53
2-244	107.54	3.53
2-245	110.72	3.53
2-246	113.89	3.53
2-247	117.07	3.53
2-248	120.24	3.53
2-249	123.42	3.53
2-250	126.59	3.53
2-251	129.77	3.53
2-252	132.94	3.53
2-253	136.12	3.53
2-254	139.29	3.53
2-255	142.47	3.53
2-256	145.64	3.53
2-257	148.82	3.53
2-258	151.99	3.53
2-259	158.34	3.53
2-260	164.69	3.53
2-261	171.04	3.53
2-262	177.39	3.53
2-263	183.74	3.53
2-264	190.09	3.53
2-265	196.44	3.53
2-266	202.79	3.53
2-267	209.14	3.53
2-268	215.49	3.53
2-269	221.84	3.53
2-270	228.19	3.53

Parker no.	Ø d mm	Cross-section d_2
2-271	234.54	3.53
2-272	240.89	3.53
2-273	247.24	3.53
2-274	253.59	3.53
2-275	266.29	3.53
2-276	278.99	3.53
2-277	291.69	3.53
2-278	304.39	3.53
2-279	329.79	3.53
2-280	355.19	3.53
2-281	380.59	3.53
2-282	405.26	3.53
2-283	430.66	3.53
2-284	456.06	3.53

O-ring dimension

O-ring dimension

2-3xx sizes: cross-section $d_2 = 5.33$ mm

Parker no.	Ø d mm	Cross-section d_2
2-309	10.46	5.33
2-310	12.07	5.33
2-311	13.64	5.33
2-312	15.24	5.33
2-313	16.81	5.33
2-314	18.42	5.33
2-315	19.99	5.33
2-316	21.59	5.33
2-317	23.16	5.33
2-318	24.77	5.33
2-319	26.34	5.33
2-320	27.94	5.33
2-321	29.51	5.33
2-322	31.12	5.33
2-323	32.69	5.33
2-324	34.29	5.33
2-325	37.47	5.33
2-326	40.64	5.33
2-327	43.82	5.33
2-328	46.99	5.33
2-329	50.17	5.33
2-330	53.34	5.33
2-331	56.52	5.33
2-332	59.69	5.33
2-333	62.87	5.33
2-334	66.04	5.33
2-335	69.22	5.33
2-336	72.39	5.33
2-337	75.57	5.33
2-338	78.74	5.33
2-339	81.92	5.33
2-340	85.09	5.33
2-341	88.27	5.33
2-342	91.44	5.33

Parker no.	Ø d mm	Cross-section d_2
2-343	94.62	5.33
2-344	97.79	5.33
2-345	100.97	5.33
2-346	104.14	5.33
2-347	107.32	5.33
2-348	110.49	5.33
2-349	113.67	5.33
2-350	116.84	5.33
2-351	120.02	5.33
2-352	123.19	5.33
2-353	126.37	5.33
2-354	129.54	5.33
2-355	132.72	5.33
2-356	135.89	5.33
2-357	139.07	5.33
2-358	142.24	5.33
2-359	145.42	5.33
2-360	148.59	5.33
2-361	151.77	5.33
2-362	158.12	5.33
2-363	164.47	5.33
2-364	170.82	5.33
2-365	177.17	5.33
2-366	183.52	5.33
2-367	189.87	5.33
2-368	196.22	5.33
2-369	202.57	5.33
2-370	208.92	5.33
2-371	215.27	5.33
2-372	221.62	5.33
2-373	227.97	5.33
2-374	234.32	5.33
2-375	240.67	5.33
2-376	247.02	5.33
2-377	253.37	5.33
2-378	266.07	5.33

Parker no.	Ø d mm	Cross-section d_2
2-379	278.77	5.33
2-380	291.47	5.33
2-381	304.17	5.33
2-382	329.57	5.33
2-383	354.97	5.33
2-384	380.37	5.33
2-385	405.26	5.33
2-386	430.66	5.33
2-387	456.06	5.33
2-388	481.41	5.33
2-389	506.81	5.33
2-390	532.21	5.33
2-391	557.61	5.33
2-392	582.68	5.33
2-393	608.08	5.33
2-394	633.48	5.33
2-395	658.88	5.33

O-ring dimension

O-ring dimension

2-4xx sizes: cross-section $d_2 = 6.99$ mm

Parker no.	Ø d mm	Cross-section d_2
2-425	113.67	6.99
2-426	116.84	6.99
2-427	120.02	6.99
2-428	123.19	6.99
2-429	126.37	6.99
2-430	129.54	6.99
2-431	132.72	6.99
2-432	135.89	6.99
2-433	139.07	6.99
2-434	142.24	6.99
2-435	145.42	6.99
2-436	148.59	6.99
2-437	151.77	6.99
2-438	158.12	6.99
2-439	164.47	6.99
2-440	170.82	6.99
2-441	177.17	6.99
2-442	183.52	6.99
2-443	189.87	6.99
2-444	196.22	6.99
2-445	202.57	6.99
2-446	215.27	6.99
2-447	227.97	6.99
2-448	240.67	6.99
2-449	253.37	6.99
2-450	266.07	6.99
2-451	278.77	6.99
2-452	291.47	6.99
2-453	304.17	6.99
2-454	316.87	6.99
2-455	329.57	6.99
2-456	342.27	6.99
2-457	354.97	6.99
2-458	367.67	6.99

Parker no.	Ø d mm	Cross-section d_2
2-459	380.37	6.99
2-460	393.07	6.99
2-461	405.26	6.99
2-462	417.96	6.99
2-463	430.66	6.99
2-464	443.36	6.99
2-465	456.06	6.99
2-466	468.76	6.99
2-467	481.46	6.99
2-468	494.16	6.99
2-469	506.86	6.99
2-470	532.26	6.99
2-471	557.66	6.99
2-472	582.68	6.99
2-473	608.08	6.99
2-474	633.48	6.99
2-475	658.88	6.99

O-ring dimension

3-xxx sizes

Parker no.	Ø d mm	Cross-section d ₂
3-902	6.07	1.63
3-903	7.65	1.63
3-904	8.92	1.83
3-905	10.52	1.83
3-906	11.89	1.98
3-907	13.46	2.08
3-908	16.36	2.21
3-910	19.18	2.46
3-911	21.92	2.95
3-912	23.47	2.95
3-913	25.04	2.95
3-914	26.59	2.95
3-916	29.74	2.95
3-918	34.42	2.95
3-920	37.47	3
3-928	53.09	3
3-932	59.36	3

O-ring dimension

5-xxx sizes

Parker no.	Ø d mm	Cross-section d ₂
5-035	45.36	3.53
5-037	51.71	3.53
5-051	1.78	1.02
5-052	6.86	1.78
5-092	701.68	6.99
5-108	4.47	1.27
5-157	33.99	2.34
5-190	3.35	1.78
5-212	9.75	1.78
5-239	14.48	2.69
5-243	15.34	2.62
5-256	17.96	2.62
5-321	39.6	3.53
5-330	42.52	5.33
5-332	42.85	3.53
5-361	67.84	3.53
5-381	88.27	6.99
5-434	180.54	6.99
5-445	210.24	6.99
5-488	316.56	2.62
5-525	425.83	3.18
5-578	2.6	1.9
5-579	3.4	1.9
5-580	4.2	1.9
5-581	4.9	1.9
5-582	5.7	1.9
5-583	6.4	1.9
5-584	7.2	1.9
5-585	8	1.88
5-586	8.9	1.9
5-587	8.9	2.7
5-588	10.5	2.7
5-589	12.1	2.7
5-590	13.59	2.69

Parker no.	Ø d mm	Cross-section d ₂
5-591	15.1	2.7
5-592	16.9	2.7
5-593	18.4	2.7
5-594	18.3	3.6
5-595	19.8	3.6
5-596	21.3	3.6
5-597	23	3.6
5-598	24.6	3.6
5-599	26.2	3.6
5-600	27.8	3.6
5-601	29.3	3.6
5-602	30.8	3.6
5-603	32.5	3.6
5-604	34.1	3.6
5-605	35.6	3.6
5-606	37.3	3.6
5-612	8.74	1.78
5-613	11.1	1.78
5-614	9.93	2.62
5-615	11.91	2.62
5-616	13.11	2.62
5-617	15.88	2.62
5-618	25.81	3.53
5-643	16.51	1.14
5-664	8.13	1.78
5-670	36.5	1.78
5-673	7.75	1.88
5-676	15.49	1.47
5-683	3.1	1.6
5-686	6.3	2.39
5-690	17.3	2.4
5-700	9	3
5-701	49.2	3.53
5-702	58.74	3.53
5-703	65.09	3.53
5-704	71.44	3.53

Parker no.	Ø d mm	Cross-section d ₂
5-705	74.61	3.53
5-716	9.19	3
5-805	64.39	1.78
5-816	80.31	1.78
5-843	118.72	2.62
5-850	125.09	6.6
5-976	264.79	6.6

O-ring dimension

O-ring dimension

6-xxx sizes

Parker no.	Ø d mm	Cross-section d ₂	Parker no.	Ø d mm	Cross-section d ₂	Parker no.	Ø d mm	Cross-section d ₂
6-001	6	2	6-039	19	2.5	6-083	10	1.5
6-002	8	2	6-040	15	1.6	6-084	11	1.5
6-003	10	2	6-041	17.9	1.25	6-085	15	1.8
6-005	15	2	6-042	16	3	6-086	11	2
6-006	16.7	1.45	6-043	15	3	6-087	18	1.5
6-007	18	3.15	6-044	17	2	6-088	22	1.5
6-008	21	2	6-045	72	3	6-089	21	3.5
6-009	47.5	4	6-046	38	2	6-090	14	2
6-010	9	1.5	6-047	35	2	6-091	7.5	1.5
6-011	7	1.5	6-048	30	2	6-092	24.8	1.5
6-012	9.3	2.4	6-049	27	2	6-094	106	3
6-013	89.5	3	6-050	24.2	3	6-095	132	3
6-015	42	1.5	6-051	50	2	6-096	13.5	2.75
6-016	13	2.5	6-052	7.1	1.6	6-097	31	4.5
6-017	20	2.5	6-053	12	1.5	6-099	20	1.3
6-018	3	1	6-054	45	2	6-100	91	3
6-019	4	1.1	6-055	50	2.5	6-101	28	1.5
6-020	2.7	1.5	6-056	30	3	6-102	40.6	4
6-021	3.5	1.2	6-058	12.3	2.4	6-103	161	3
6-022	24	2	6-059	135	3.23	6-104	4	2
6-023	27.3	2.4	6-060	135	3.43	6-105	10	2.5
6-025	101	3	6-061	146	3.23	6-106	15	2.5
6-026	137	3	6-063	5.35	1.5	6-107	60	4.1
6-027	40	2	6-065	12	2	6-108	79.6	3.2
6-028	7	2.5	6-066	23	2.5	6-109	58	4
6-030	73	3	6-067	14	2.5	6-110	5	2
6-031	70	3	6-069	5	1.5	6-112	53	6.5
6-032	118	2	6-070	8.3	2.4	6-113	53	5
6-033	13	1.5	6-072	15	3.2	6-114	60	5
6-034	29.5	1.5	6-074	8	1.5	6-115	125	8
6-035	4	1.5	6-075	13	2	6-116	10	1
6-036	22	2.5	6-076	18	2	6-118	15	1.5
6-037	30	3.15	6-078	20	1.5	6-119	19.5	1.5
6-038	6	1.5	6-079	6	5	6-120	9	1.8
			6-080	7	3	6-121	81	3
			6-082	45	1.5	6-122	186.44	6.99

O-ring dimension

O-ring dimension

Parker no.	Ø d mm	Cross-section d ₂	Parker no.	Ø d mm	Cross-section d ₂	Parker no.	Ø d mm	Cross-section d ₂
6-123	118.5	3	6-163	13.1	1.6	6-218	10.6	2
6-124	12	3	6-164	420	5	6-221	38	5
6-125	18	4	6-165	420	3.5	6-222	150	5.4
6-126	25.3	1.6	6-166	3.9	1.8	6-223	15.8	2.4
6-128	15	5	6-167	2.5	1.2	6-224	138	6
6-129	13.23	1.78	6-168	2.5	1.7	6-226	200	6
6-130	20	3	6-170	159	4	6-227	42	3
6-132	18	2.5	6-173	422	2	6-228	740	10
6-133	4.7	1.9	6-174	100	2.5	6-229	837	10
6-134	7.5	2.5	6-175	273.05	3.53	6-230	882	10
6-135	14.3	2.4	6-176	577.85	6.99	6-232	984	10
6-136	33	2	6-177	18.3	2.4	6-233	602	8
6-137	100	5	6-178	74	2	6-234	283	12
6-138	2.5	1.3	6-179	533.4	3.18	6-235	637	10
6-139	22	2	6-180	28	2.2	6-236	689	10
6-140	28	2	6-183	219	5.3	6-237	786	10
6-141	55	2	6-184	83.8	2.62	6-238	285	12
6-142	30.7	2	6-189	25.5	2	6-239	1029	10
6-143	14	1.5	6-190	840	12	6-240	1075	10
6-146	16	2	6-192	8.1	1.6	6-241	291	6
6-147	27	3	6-193	44.35	3	6-242	63	2.5
6-148	177	2	6-194	49.5	3	6-243	67	1.5
6-149	205	2	6-195	79.5	3	6-245	1154	10
6-150	227	2	6-198	12.5	2	6-247	624	6.99
6-151	63	4	6-202	514	8	6-248	783	6.99
6-152	210	5	6-203	367	3.5	6-249	910	6.99
6-153	320	5.33	6-204	381	5	6-250	936	6.99
6-154	36.3	1.78	6-205	39.2	3	6-251	3.7	1.9
6-155	48	3	6-206	15.3	2.4	6-252	231.5	6
6-156	30	2.5	6-207	13	3.5	6-253	106.8	2.66
6-157	98	3	6-208	26.7	2.5	6-254	218	12
6-158	437	3	6-209	398	8	6-255	126	5
6-159	46.02	3.53	6-212	20.34	4.25	6-256	480.06	10
6-160	13.75	2.8	6-214	4.5	1.5	6-257	93.39	1.47
6-161	9	2.5	6-215	425	6	6-258	17.96	2.62
6-162	7.3	2.7	6-216	90	3	6-260	506	2.62

O-ring dimension

O-ring dimension

Parker no.	Ø d mm	Cross-section d ₂	Parker no.	Ø d mm	Cross-section d ₂	Parker no.	Ø d mm	Cross-section d ₂
6-261	504	6.99	6-299	191	1.78	6-342	204	8
6-262	532	7	6-300	19.8	2.4	6-343	21.5	1.78
6-263	22.7	1.5	6-301	677	7	6-344	6.2	1.5
6-265	619.5	8	6-302	955	12.6	6-345	8.2	1.5
6-266	693.5	10.1	6-303	763.01	6.99	6-346	9.4	2.1
6-267	734	6.99	6-304	887	6.99	6-347	11.4	2.1
6-268	827	7	6-305	736	3.53	6-348	13.4	2.1
6-269	950.5	12.06	6-306	2.2	1.6	6-349	15.4	2.1
6-270	1046	7	6-307	3.33	1.02	6-350	19.4	2.1
6-271	1103	10	6-308	18.5	1.5	6-351	23.7	2.8
6-272	69.24	3.4	6-309	87.3	2	6-352	29.7	2.8
6-273	196	12	6-311	7	2	6-353	38.7	2.8
6-274	115	3	6-313	16.5	2.7	6-354	46.7	2.8
6-275	20.3	2.4	6-314	31.02	3	6-356	22.1	1.6
6-276	88	3	6-316	67	2.5	6-360	19	2
6-277	8.79	1.14	6-317	7.8	3.6	6-361	3.3	2.4
6-278	622	8	6-318	151.7	5.6	6-363	865	12
6-279	810	7.1	6-320	608	10	6-364	1.98	0.84
6-280	1016	7	6-321	700	10	6-366	11.89	1.78
6-281	241	7	6-322	810	10	6-367	17.81	1.02
6-282	171	11	6-323	45	2.5	6-369	1.5	1
6-283	330	6	6-324	31	2.5	6-370	48	2
6-285	21.7	0.73	6-328	500	3.53	6-372	720	6.99
6-286	21.82	1	6-329	36	2.5	6-373	9.53	1.6
6-287	22.89	1	6-330	850	10	6-374	6.3	1.6
6-288	24.32	1	6-331	431.8	7.1	6-375	10.25	1.4
6-289	25.79	1	6-332	1011	5.33	6-376	25	5
6-290	30.3	2.4	6-333	1042	5.33	6-377	35	5.3
6-291	37	2.5	6-334	960	5.33	6-379	138	2.1
6-292	40	3	6-335	914	5.33	6-380	594.51	7.14
6-293	47.2	5.7	6-336	262	5.33	6-381	647.7	6.99
6-294	74.2	5.7	6-337	41.4	2.62	6-382	20.2	3
6-295	19	0.8	6-338	5.6	2.4	6-385	1071	14.4
6-296	27.71	1.02	6-339	94.5	3	6-387	25.8	3.3
6-297	16.58	1.5	6-340	14.6	2.4	6-388	17.4	2.5
6-298	23.6	1.02	6-341	137.3	8	6-389	723.9	6.99

O-ring dimension

O-ring dimension

Parker no.	Ø d mm	Cross-section d ₂	Parker no.	Ø d mm	Cross-section d ₂	Parker no.	Ø d mm	Cross-section d ₂
6-390	8	3	6-434	51.5	1.5	6-474	63	4.5
6-392	99	6.99	6-435	48.4	4.85	6-475	10.3	2.4
6-393	1060	10	6-436	240	12	6-476	17	1.5
6-394	514	8	6-437	8	1	6-480	6.6	1.5
6-395	9.35	1.6	6-438	12	1	6-483	74	3
6-396	18.2	3	6-439	16	1	6-485	225	5
6-397	14.5	1.6	6-440	6.8	2	6-486	7.8	4.6
6-399	94.5	3	6-441	3	1.5	6-487	2.9	1.02
6-400	27	1.5	6-442	25	2	6-489	21	6
6-401	4.5	1	6-443	24	6	6-491	3.5	1.1
6-402	3.5	1.25	6-444	159.2	5.7	6-492	174	3
6-404	19	5	6-445	82	4	6-493	22	1.39
6-405	93.5	9.5	6-446	94	2	6-494	162.5	3.53
6-407	242	6	6-447	58	2	6-495	190	3
6-408	0.8	1.6	6-448	119.2	5.7	6-496	151	3
6-409	940	10	6-449	41	3	6-497	27.5	1.5
6-411	60	2.5	6-451	129.2	5.7	6-498	90	2
6-412	238	5	6-452	85.2	9.25	6-499	18.6	2
6-413	100	4	6-453	24	4	6-500	66	2
6-414	41.75	2.6	6-454	30	4	6-501	65	2
6-415	800	5.33	6-455	62	2.5	6-502	220	3
6-416	65	5.3	6-456	84	3	6-503	19.3	2.4
6-417	760	5	6-458	400	12	6-504	120	3
6-418	1.85	1.5	6-459	37.36	2.6	6-505	270	3
6-420	4	2.2	6-460	996	7	6-508	849	7
6-421	112	3	6-461	213.68	7.14	6-509	819	7
6-422	607	4	6-462	558	10	6-510	315	6
6-423	46.87	2.62	6-464	76	4.5	6-511	140	3
6-425	18	3	6-466	188	4	6-512	144	3.7
6-426	25	4	6-467	528	8	6-513	82	2
6-427	57	3	6-468	3.5	1.5	6-514	250	3
6-428	4	2.5	6-469	330	8	6-515	134	3
6-430	21.2	2.4	6-470	9	2	6-516	230	3
6-431	44	2	6-471	11.3	2.4	6-517	335	3
6-432	7.5	2	6-472	33.3	2.4	6-518	355	3
6-433	38	2.5	6-473	13.6	2.5	6-520	8	2.2

O-ring dimension

O-ring dimension

Parker no.	Ø d mm	Cross-section d ₂	Parker no.	Ø d mm	Cross-section d ₂	Parker no.	Ø d mm	Cross-section d ₂
6-521	716	8	6-561	88.3	7	6-603	50	4
6-523	65	3	6-562	16	2.5	6-604	240	3
6-524	17	1.1	6-564	8	2.5	6-605	10	3
6-525	41.28	3.53	6-566	40	2.5	6-606	35	2.5
6-527	974	7	6-568	56	2	6-607	315	4
6-528	16	1.5	6-569	80	2	6-608	94.2	5.7
6-529	524	10	6-570	215	6	6-609	36	2.2
6-530	455	8	6-571	10.15	1.4	6-610	9	1.2
6-531	710	5.33	6-572	6.5	2	6-611	25	1.5
6-532	10	2.2	6-573	19	1.5	6-612	125	3
6-534	1004	8	6-574	86.84	5.33	6-613	4	1
6-535	680	5	6-575	39	2	6-614	190	5
6-536	635	5	6-576	160	3	6-615	3	2
6-538	2.4	1.9	6-577	130	6	6-618	234.32	1.78
6-539	70	4.5	6-578	445	8	6-619	20	2
6-540	33	2.5	6-579	87	3	6-621	535.46	7.24
6-541	41	2.5	6-580	118.31	3.53	6-622	34	2.8
6-542	44.2	2.5	6-581	6.5	1.5	6-623	149.2	5.7
6-543	6	1	6-582	95.5	3.53	6-626	580	8
6-544	24	1.5	6-583	5	1.2	6-627	10.1	1
6-545	35	4.5	6-584	13	1	6-628	19.3	3.65
6-546	205	3	6-585	34.4	3.1	6-629	210	3
6-547	197	3	6-586	39.4	3.1	6-630	51	3
6-548	5.7	3.2	6-587	74.4	3.1	6-631	179	3
6-549	3	1.2	6-588	84.4	3.1	6-632	16	1.25
6-550	12.5	1.1	6-589	105	2	6-633	61	4.5
6-551	10.8	1.5	6-592	8	1.25	6-634	71	4.5
6-552	70	2	6-593	19.2	3	6-635	236	7
6-553	304.8	1.78	6-594	42	2.5	6-636	64	3
6-554	17.4	2.1	6-595	24	2.5	6-638	281	5
6-555	37	5	6-596	65	4.5	6-640	97	1.5
6-556	52	3	6-597	875	8	6-642	40	1.5
6-557	18.6	3.5	6-598	375	5.34	6-641	70	1.5
6-558	87.2	2.5	6-600	209.2	5.7	6-643	57	1.5
6-559	137	14	6-601	100	2	6-644	638.89	5.44
6-560	59.7	7	6-602	140	10	6-645	665	5

O-ring dimension

O-ring dimension

Parker no.	Ø d mm	Cross-section d ₂
6-646	32	2.7
6-647	617	7
6-648	820	7
6-649	798	7
6-650	853	7
6-651	9	4
6-652	6	5.2
6-653	664	5
6-654	28	2.5
6-655	174.2	5.7
6-656	26	2
6-657	7	1
6-659	67	3
6-660	27	5
6-661	7.5	1.25
6-662	12	3.8
6-663	30	4.65
6-665	60	3
6-666	24	1
6-667	770	10
6-668	708	10
6-669	450	10
6-670	550	10
6-671	245	10
6-672	364	10
6-673	48.2	1.78
6-674	120	1.5
6-676	84	2.5
6-677	11.5	1
6-678	36	2
6-682	375	10
6-683	15	1
6-684	3.2	1.02
6-686	3.2	1.6
6-687	21.5	1.5
6-688	133.35	5.33

Parker no.	Ø d mm	Cross-section d ₂
6-689	150	3
6-690	546	7
6-692	8.5	1.5
6-693	130	2.5
6-694	36	2.1
6-698	140	2
6-699	62	3
6-700	96	2
6-701	695	6.99
6-702	707	6.99
6-703	55.3	2
6-704	180	3
6-705	14	3
6-706	189.2	5.7
6-707	865	8.4
6-708	929	6
6-709	565	7
6-710	7.5	1
6-711	388	5
6-713	6	1.25
6-714	1.8	1
6-715	8.8	1
6-716	320	6
6-717	11	2.5
6-718	258.4	1.6
6-719	57	2.5
6-720	93	2
6-722	128	2
6-723	380	4
6-724	102	3
6-725	16.56	1.78
6-726	45	5
6-728	26	1
6-729	78	3
6-730	13	3
6-731	18	1.3

Parker no.	Ø d mm	Cross-section d ₂
6-733	85	2
6-734	430	12
6-736	3.17	1.02
6-737	13.89	1.3
6-738	5.33	1.02
6-739	56	4.5
6-740	109	3
6-741	428	5.7
6-742	614	7
6-743	93	3
6-745	25.3	2.4
6-746	169.2	5.7
6-748	5.7	1.05
6-749	26	2.5
6-750	45.9	1.5
6-751	5.3	2.4
6-752	34.65	2.6
6-753	39.5	2.6
6-754	76	2.5
6-755	18	5
6-756	148	10
6-757	73	4
6-758	19.75	2.5
6-759	43.25	2.6
6-760	31.95	2.6
6-762	107.31	6.99
6-764	59.6	5.85
6-766	31.7	3.5
6-767	109.4	3.1
6-768	119.6	5.7
6-769	114.4	3.1
6-772	44.7	3.5
6-773	155	10
6-774	12	2.5
6-775	515	10
6-777	10.6	1.8

O-ring dimension

O-ring dimension

Parker no.	Ø d mm	Cross-section d ₂	Parker no.	Ø d mm	Cross-section d ₂	Parker no.	Ø d mm	Cross-section d ₂
6-779	19	2.65	6-819	54	3	6-863	95	4
6-780	21.2	2.65	6-820	79	1.5	6-865	201	4
6-781	28	2.65	6-821	83	1	6-866	9.3	1.5
6-782	38.7	2.65	6-822	85	1.5	6-867	89.2	5.7
6-783	45	2.65	6-823	10	2.65	6-868	195	3.5
6-784	32.5	3.55	6-824	69	3	6-869	32	2
6-785	56	3.55	6-825	27	3.2	6-871	260	5
6-786	67	3.55	6-826	78	3.5	6-872	150	4
6-787	71	3.55	6-827	470	10	6-873	112	4
6-788	80	3.55	6-831	590	3.5	6-874	95	5
6-790	80	1.8	6-832	96	9	6-875	41.6	2.4
6-791	50	4.5	6-833	137	4	6-876	16.5	1
6-792	61	5	6-834	484.86	3.53	6-877	22	4
6-793	20	1.8	6-835	449.5	6.99	6-878	245	3
6-794	28	1.8	6-836	543.5	6.99	6-879	54	4
6-797	2	1	6-837	109.2	5.7	6-880	2.3	1.3
6-798	19	1.8	6-838	32	4	6-881	37	3
6-799	468	6	6-839	10.1	1.78	6-882	45	1
6-800	500	8	6-840	282.37	3.53	6-883	60	1.2
6-801	21.2	3.55	6-841	175	10	6-884	68	3
6-802	33.5	2.65	6-842	255	4	6-885	80.5	4
6-803	30	3.55	6-844	135	4	6-887	172	3
6-804	92.5	3.55	6-845	42.5	1.8	6-889	174.3	3.5
6-805	77	2	6-846	234.2	7	6-890	870	8
6-806	105	3.5	6-848	18.14	1.78	6-891	16	2.65
6-807	370	5.5	6-849	4.8	0.75	6-892	400	5
6-808	20	3.55	6-850	32	2.5	6-893	52.2	5.7
6-809	43.7	1.8	6-851	61	2	6-894	27	2.5
6-810	54.5	2.65	6-852	64.39	1.78	6-895	359.2	13.8
6-812	133.5	12	6-853	85	4	6-896	257.2	14
6-813	341	14	6-854	298	2.62	6-897	380	6
6-814	164.2	5.84	6-855	6.3	1.8	6-898	429	6
6-815	109.2	5.84	6-856	7.5	1.8	6-899	70	5
6-816	670	10	6-857	16	1.8	6-900	83	3
6-817	590	10	6-861	5.8	0.75	6-902	130	5
6-818	160	4	6-862	180	10	6-903	110	3

O-ring dimension

O-ring dimension

Parker no.	Ø d mm	Cross-section d ₂	Parker no.	Ø d mm	Cross-section d ₂	Parker no.	Ø d mm	Cross-section d ₂
6-904	13	1.3	6-944	46	4	6-981	36	2
6-905	28	1	6-945	11.5	2.5	6-982	114	3
6-907	6.8	1.8	6-946	17	3	6-983	164.2	5.7
6-909	449	12	6-947	325	5.33	6-984	2965	7
6-910	10	2.62	6-948	274	5.33	6-985	56	3
6-911	165	2	6-949	223	5.33	6-986	635	9
6-912	49.2	3	6-950	5.5	2	6-988	270	5.33
6-913	27.2	3	6-951	526	6.99	6-990	69	2.5
6-914	34	3	6-952	9.5	1	6-991	86	2.62
6-915	110	5	6-953	11	3	6-992	79.3	2.62
6-916	25	2.5	6-954	214.63	2.18	6-993	35	3.2
6-917	296	6	6-955	5	1.75	6-994	4	3
6-918	234.1	8.4	6-956	7.1	2	6-995	105	4
6-919	515.9	6	6-957	25.6	1.93	6-996	43	3
6-920	195.5	12	6-958	20	4	6-997	45	3
6-921	76	3	6-959	7	1.2	6-998	19	3
6-922	7	1.4	6-960	5.61	1.68	6-999	23	2
6-924	900	10	6-961	122	3	6-1000	29	3
6-925	2.06	0.66	6-963	93	4	6-1001	75	4
6-927	380	8	6-964	50	3	6-1002	78	5
6-928	11.5	1.5	6-965	10.4	1	6-1003	120	6
6-929	13.3	2.4	6-966	2.5	1	6-1004	172	6
6-930	477	10.5	6-967	245	10.85	6-1005	114.2	5.7
6-931	10	6.5	6-968	5.5	1.5	6-1007	187.1	8.4
6-932	150	2	6-969	25	3	6-1008	463	7
6-933	6.4	1.3	6-970	37	1.5	6-1010	249.3	5.7
6-934	401.71	3.53	6-971	2.8	1.9	6-1012	84.3	5.7
6-935	307.57	3.53	6-972	40.82	2.59	6-1013	72	4
6-936	272.64	3.53	6-973	3.5	0.8	6-1014	85	3
6-937	7	2.35	6-974	17	3.5	6-1015	132	4
6-938	409	6.99	6-975	44.83	2.67	6-1016	87.2	5.7
6-939	434	6.99	6-976	10.5	1.5	6-1017	613.92	6.99
6-940	15.3	2.2	6-977	28	3	6-1018	289.42	5.87
6-941	68	5	6-978	78	2.5	6-1019	2.35	1
6-942	23.6	2.9	6-979	72	2.5	6-1020	46	3
6-943	748.5	7	6-980	36	1.5	6-1021	16	4

O-ring dimension

O-ring dimension

Parker no.	Ø d mm	Cross-section d ₂	Parker no.	Ø d mm	Cross-section d ₂	Parker no.	Ø d mm	Cross-section d ₂
6-1022	6.75	1.78	6-1058	185	3	6-1094	63	6
6-1023	40	5	6-1059	47	4	6-1095	94	3
6-1024	53	3.5	6-1060	43	4	6-1096	129	4
6-1025	38	3.5	6-1061	92	4	6-1097	170	4
6-1026	5	1	6-1062	95	4.5	6-1098	179.2	5.7
6-1027	24	3	6-1063	220	5	6-1099	15	4
6-1028	185	5	6-1064	22.2	3	6-1100	35	1.5
6-1029	94	4	6-1065	55	3	6-1101	360	7.5
6-1030	248	5	6-1066	1960	10.85	6-1102	5.69	1.14
6-1031	28	5	6-1067	2072	10	6-1103	90	7
6-1032	7.7	2	6-1068	175	6	6-1104	62	4
6-1033	2.8	1.6	6-1069	77.1	2.62	6-1105	116.5	1.78
6-1034	61	4	6-1070	49.2	5.7	6-1106	108	8
6-1035	5	2.5	6-1071	755	5	6-1107	152	8
6-1036	4.6	2	6-1072	465	5	6-1108	180.52	5.33
6-1037	65	5	6-1073	128	5	6-1109	17.2	3
6-1038	39	3	6-1074	105	5	6-1110	180	6
6-1039	16.3	2.4	6-1075	75	3	6-1111	88	8
6-1040	18	2.2	6-1076	120	4	6-1112	23	3
6-1041	47	2.5	6-1077	81	4	6-1113	90	2.5
6-1042	261	6	6-1078	23	1.5	6-1114	40	6
6-1043	338	6	6-1079	750	5	6-1115	22	1.3
6-1044	190	4	6-1080	485	5	6-1116	35	3
6-1045	162	2.5	6-1081	160	5	6-1117	62	6
6-1046	145	5	6-1082	26	3	6-1118	210	4
6-1047	34	1	6-1083	22	3	6-1119	180	8
6-1048	218	5.8	6-1084	130	4	6-1120	3	2.7
6-1049	14	1.1	6-1085	135	5	6-1121	185	6
6-1050	218	6	6-1086	22.3	2.4	6-1122	9	3
6-1051	142	4	6-1087	36.2	3	6-1123	64.2	5.7
6-1052	88	4	6-1088	180	4	6-1124	35.15	3.15
6-1053	65	4	6-1089	99.2	5.7	6-1125	311	10
6-1054	44	3	6-1090	336	7	6-1126	329	10
6-1055	103	5	6-1091	20	5	6-1127	580.5	3.53
6-1056	93	5	6-1092	38	3	6-1128	460	5.34
6-1057	80	4	6-1093	142	6	6-1129	335	7

O-ring dimension

O-ring dimension

Parker no.	Ø d mm	Cross-section d ₂	Parker no.	Ø d mm	Cross-section d ₂	Parker no.	Ø d mm	Cross-section d ₂
6-1130	840.5	7	6-1166	35	4	6-1202	13.3	3
6-1131	835.5	7	6-1167	248	7	6-1203	30	2.15
6-1132	250	8	6-1168	300	6	6-1204	24.69	1.78
6-1133	9.52	1.78	6-1169	115	5	6-1205	362	5
6-1134	84	3.5	6-1170	515	5	6-1206	9.5	2.5
6-1135	345	5	6-1171	315	5	6-1207	142	12
6-1136	140	5	6-1172	320.62	3.53	6-1208	10.9	1.2
6-1137	57	4	6-1173	764	6.99	6-1209	62	3.53
6-1138	33	3	6-1174	85	6	6-1210	320	3
6-1139	200	5	6-1175	104.5	3	6-1211	228	3
6-1140	36	3	6-1176	46	2	6-1212	70	8
6-1141	47	2	6-1177	172	4	6-1213	1005	15
6-1142	360	4	6-1178	45	4	6-1214	90	5
6-1143	124	4	6-1179	90	4	6-1215	780	7
6-1144	41	1.5	6-1180	120	5	6-1216	10	1.6
6-1145	56	4	6-1181	80	5	6-1217	131.5	4
6-1146	31.5	3.15	6-1182	112	7	6-1218	340	4
6-1147	150	6	6-1183	7.5	2.1	6-1219	480	4
6-1148	39.4	2.1	6-1184	54	2	6-1220	610	4
6-1149	6.5	1.2	6-1185	52.5	1.8	6-1221	500	5
6-1150	34.4	2.1	6-1186	55	4	6-1222	770	7
6-1151	115	2	6-1187	37	3	6-1223	860	3
6-1152	79.2	5.7	6-1188	37	2	6-1224	42	5
6-1153	206	7	6-1189	43	2	6-1225	222	7
6-1154	136	4	6-1190	266	4	6-1226	50	5
6-1155	245	5	6-1191	290	5	6-1227	252	4
6-1156	890	5	6-1192	55	3.5	6-1228	8.5	2
6-1157	615	5	6-1193	66	3	6-1229	564.3	6.99
6-1158	520	5	6-1194	70	4	6-1230	10.8	1.9
6-1159	115	5	6-1195	45	4.5	6-1231	260	4
6-1160	695	5	6-1196	48	4	6-1232	26	1.5
6-1161	160	5	6-1197	34	2	6-1233	145	4
6-1162	63	3.5	6-1198	13.3	1.2	6-1234	52	2.5
6-1163	102	4	6-1199	125	4	6-1235	336	5.33
6-1164	114	5	6-1200	104	5.3	6-1236	11	1
6-1165	88	6	6-1201	260	8	6-1237	100	8

O-ring dimension

O-ring dimension

Parker no.	Ø d mm	Cross-section d ₂	Parker no.	Ø d mm	Cross-section d ₂	Parker no.	Ø d mm	Cross-section d ₂
6-1238	194	14	6-1274	54	2	6-1310	300	10
6-1239	238	14	6-1275	11.6	2.2	6-1311	21	3
6-1240	285	14.1	6-1276	19	1	6-1312	6	1.52
6-1241	385	14.2	6-1277	135	3	6-1313	11.5	2
6-1242	415	14.2	6-1278	299.5	5	6-1314	9.5	1.78
6-1243	480	14	6-1279	273.6	5	6-1315	22	2.1
6-1244	585	14	6-1280	180	5	6-1316	80	3.5
6-1245	735	15	6-1281	125	2.5	6-1317	53.8	4
6-1246	853	20	6-1282	238	10	6-1318	155	4
6-1247	1.56	1	6-1283	195	5	6-1319	42	4
6-1248	46	5	6-1284	240	8	6-1320	107	8
6-1249	7.3	3.4	6-1285	49.2	3.53	6-1321	7.1	3.6
6-1250	225	3	6-1286	8.65	2.8	6-1322	116	3
6-1251	6.36	0.72	6-1287	4	1.8	6-1323	11.6	1.2
6-1252	21	4	6-1288	14	1	6-1324	155	5
6-1253	49	2	6-1289	24.5	3.15	6-1325	1865	5
6-1254	368	6	6-1290	170	5	6-1326	410	6
6-1255	343	6	6-1291	4.5	2.25	6-1327	6	2.5
6-1256	440	4	6-1292	160	6	6-1328	383.6	5
6-1257	37.5	4	6-1293	230	8	6-1329	134	8
6-1258	330	5	6-1294	155	3	6-1330	12	10.6
6-1259	26	4	6-1295	150	5	6-1331	272	8
6-1260	192	4	6-1296	130	3	6-1332	32	3
6-1261	62	4	6-1297	9.5	2	6-1333	51.94	3.53
6-1262	632	6	6-1298	17.86	2.62	6-1334	340	10
6-1263	246	4	6-1299	540	5	6-1335	412	8
6-1264	2.2	1	6-1300	579	5	6-1336	167.5	3.5
6-1265	90	4.8	6-1301	602	5	6-1337	11.1	1.82
6-1266	7.3	2.4	6-1302	216	4	6-1338	23.8	2.4
6-1267	40	5	6-1303	99	3	6-1339	13.7	2.5
6-1268	6.3	2.4	6-1304	1840	5	6-1340	15.5	2.6
6-1269	1.5	0.6	6-1305	100	3	6-1341	17.2	1.82
6-1270	80	3	6-1306	97	5	6-1342	14	1.82
6-1271	56.7	3	6-1307	200	4	6-1343	48.2	3
6-1272	68	4	6-1308	640	6	6-1345	14	1.6
6-1273	66	5	6-1309	740	6	6-1346	240	5

O-ring dimension

O-ring dimension

Parker no.	Ø d mm	Cross-section d ₂	Parker no.	Ø d mm	Cross-section d ₂	Parker no.	Ø d mm	Cross-section d ₂
6-1347	53	2	6-1386	11	3.4	6-1423	29	2.5
6-1348	73	7	6-1387	390	4	6-1424	297	4
6-1349	44.3	5.7	6-1388	256	4	6-1425	220	7
6-1350	104.3	5.7	6-1389	38	1.5	6-1426	238	6
6-1351	309.3	5.7	6-1390	155	3.53	6-1427	120	10
6-1352	419.3	5.7	6-1391	192	8	6-1428	185	4
6-1353	21	1	6-1392	354.96	6.09	6-1429	91	2
6-1354	58	3	6-1393	14.7	3.5	6-1430	19.35	1
6-1356	175	5	6-1394	5.15	1.8	6-1431	23	4
6-1357	75	2.5	6-1395	100	6	6-1434	5	1.6
6-1358	0.9	0.53	6-1396	15.08	2.62	6-1435	440	4.3
6-1359	304.8	3.18	6-1398	15	3.5	6-1436	131	5.3
6-1360	236	6	6-1399	42	4.5	6-1437	50	3.5
6-1361	12.1	1.6	6-1400	7	2.75	6-1438	54.7	3.53
6-1362	39.2	5.7	6-1401	31	2	6-1439	61.7	4.5
6-1363	3.9	2.4	6-1402	165	4	6-1440	9.55	1.75
6-1364	17.5	4	6-1403	265	5	6-1443	675	5.3
6-1365	17	4	6-1404	325	5	6-1444	490	5
6-1366	30	5	6-1405	4.05	1.77	6-1445	85	5
6-1367	110	2.5	6-1406	85	6.99	6-1446	21.3	2.3
6-1368	60	4.5	6-1407	9.5	1.8	6-1447	27	2.7
6-1369	76	2	6-1408	331.5	6	6-1448	55	5
6-1370	300	8	6-1409	534	8	6-1449	10	8
6-1371	310	5	6-1410	1	0.63	6-1450	198	4
6-1372	65	1.8	6-1411	33	3.5	6-1451	235	4
6-1373	20	2.65	6-1412	38	5	6-1452	92	3
6-1374	395	12	6-1413	43	5.5	6-1453	195	6
6-1375	21.2	1.8	6-1414	35	5	6-1454	11.5	2.3
6-1376	11.2	1.8	6-1415	97	4	6-1456	24.6	3.4
6-1377	65	2.65	6-1416	8.1	2	6-1457	86	4
6-1378	28.2	1	6-1417	77	2.5	6-1458	320	6.5
6-1379	12.5	1.8	6-1418	661	14	6-1460	10.2	1.5
6-1380	68	3.5	6-1419	62	1.5	6-1461	31.57	1.98
6-1381	105	3	6-1420	500	6	6-1462	70	2.5
6-1384	240.66	7.4	6-1421	115	6	6-1463	19.5	3.5
6-1385	5.6	1.8	6-1422	7.65	2	6-1464	14.5	3

O-ring dimension

O-ring dimension

Parker no.	Ø d mm	Cross-section d ₂	Parker no.	Ø d mm	Cross-section d ₂	Parker no.	Ø d mm	Cross-section d ₂
6-1465	20.5	2	6-1503	12.83	1.27	6-1546	328	6.99
6-1466	12	1.3	6-1504	13.59	2.69	6-1547	39	2.5
6-1467	77.5	2.62	6-1505	10.78	2.62	6-1554	70	3.5
6-1468	11.75	1.55	6-1506	1.42	1.58	6-1555	14	2.2
6-1469	12	1.4	6-1507	92.2	2.62	6-1556	32	1.5
6-1470	21	1.5	6-1508	88.5	6.5	6-1558	7	1.47
6-1471	6	1.8	6-1510	11.1	2.15	6-1559	136	3
6-1472	82	3	6-1511	9.5	2.15	6-1560	221	1.78
6-1473	128	3	6-1512	32	1.5	6-1562	8	1.6
6-1474	30	2.25	6-1513	54	1.5	6-1563	198	8
6-1475	78	2	6-1516	11	1.6	6-1564	240	8
6-1476	275	5	6-1517	29.1	1.6	6-1565	205	5
6-1477	285	5	6-1518	10	1.2	6-1566	12	1.2
6-1478	31	1.5	6-1519	7.5	1.5	6-1567	12.5	1.5
6-1480	17.7	1.78	6-1520	44.35	2.58	6-1568	3.8	1.9
6-1481	8.56	1.07	6-1521	450	2.62	6-1569	17.3	2.2
6-1482	39	5	6-1522	255	5	6-1570	7.5	3
6-1483	47	5.5	6-1523	7.1	1.37	6-1571	13.5	1.5
6-1484	13	1.58	6-1524	16.3	1.4	6-1573	86.5	4
6-1485	11.8	2.65	6-1525	11.1	1.6	6-1575	11.5	1.78
6-1486	42	1	6-1526	13	1.3	6-1576	14	1.3
6-1487	9.2	2.7	6-1528	621	8.5	6-1577	736.6	5
6-1488	5	1.9	6-1529	165	5	6-1578	31	4
6-1489	50.2	3	6-1530	9.1	1.6	6-1579	16.5	1.5
6-1490	20.5	3	6-1531	9.1	1.65	6-1580	110	1.5
6-1491	10.1	1.6	6-1532	3.5	1.35	6-1581	6.07	1.3
6-1493	16.5	2	6-1533	28	4	6-1582	250	10
6-1494	15.7	2.5	6-1534	245	7	6-1583	350	10
6-1495	1.45	1.75	6-1536	11.3	2.2	6-1584	430	16
6-1496	3.9	1.8	6-1537	14.2	1.9	6-1585	59.2	5.7
6-1497	40	4	6-1538	7.6	1.9	6-1586	18	10
6-1498	11.5	1.8	6-1539	8.55	1.75	6-1587	52	1
6-1499	9.6	2	6-1540	27.5	2	6-1588	65	1
6-1500	7.52	3.51	6-1541	15.5	1.5	6-1589	38	1
6-1501	5.46	0.89	6-1543	18.8	1.9	6-1590	21.5	1
6-1502	9.78	1.27	6-1545	24.5	1	6-1591	129	1.5

O-ring dimension

O-ring dimension

Parker no.	Ø d mm	Cross-section d ₂	Parker no.	Ø d mm	Cross-section d ₂	Parker no.	Ø d mm	Cross-section d ₂
6-1592	142.9	3.2	6-1645	3.4	1.5	6-1699	9.8	1.5
6-1593	165.1	3.2	6-1648	10	1.25	6-1700	17	2.5
6-1594	152.4	3.2	6-1650	35.5	4	6-1701	2.5	1.6
6-1599	28.3	3.1	6-1651	112	2.5	6-1702	160	5.3
6-1600	35.4	3.25	6-1652	36	5	6-1703	56.5	5.3
6-1601	42.4	4.25	6-1654	224	6	6-1704	69.2	5.3
6-1602	54.4	4.25	6-1655	26.5	4	6-1705	88.4	5.3
6-1605	156	4	6-1656	9.86	1.78	6-1706	180	5.3
6-1607	67	4	6-1657	53.5	2	6-1707	320	3.53
6-1608	538	6	6-1658	14.4	2	6-1708	98	2.5
6-1609	74.6	3.53	6-1659	171.45	3.2	6-1709	55	2.5
6-1610	17.64	2	6-1660	115	5.33	6-1710	23.3	1.6
6-1611	23.47	2.4	6-1661	64	4	6-1711	37.5	1.8
6-1612	164	2	6-1662	77.5	2	6-1715	83	4
6-1613	27	1.4	6-1663	294	3	6-1716	635	10
6-1614	33	5	6-1664	1.33	1.61	6-1717	12.3	1.9
6-1615	0.83	1.63	6-1665	94	5.7	6-1718	11	1.9
6-1625	154.6	1.78	6-1666	58	3.75	6-1719	22.6	1.78
6-1627	30	1	6-1667	278.99	2.62	6-1720	104.2	5.7
6-1628	73	2	6-1668	246	3	6-1721	51.1	1.6
6-1629	88	5	6-1671	110	6	6-1722	21.1	1.6
6-1630	122	6	6-1672	93.4	2.57	6-1723	43.7	3.55
6-1631	34	2.5	6-1673	95	3	6-1724	44.96	2.57
6-1632	145	2.5	6-1674	455	6	6-1725	208	4
6-1633	47	3	6-1675	79.5	2.65	6-1726	60	2
6-1634	32.5	3	6-1676	24.5	4	6-1727	230	4.5
6-1635	11.8	1.8	6-1677	3.8	1.5	6-1728	5.5	0.8
6-1636	13	1.8	6-1678	571	8	6-1729	28.68	2.4
6-1637	9.55	1.75	6-1679	223	2.65	6-1731	22	1
6-1638	20.95	2.62	6-1680	147.6	2.65	6-1735	0.7	0.5
6-1639	351.21	4	6-1684	50.3	2.5	6-1740	70.5	3.2
6-1640	10	4	6-1694	4.3	2.4	6-1742	690	8
6-1641	546	2.62	6-1695	55	1.2	6-1743	5.6	1.9
6-1642	7.6	2.1	6-1696	145	2.88	6-1744	4.8	1.3
6-1643	54	3.15	6-1697	71	3.55	6-1745	7.6	2.62
6-1644	110	3.5	6-1698	29	2	6-1747	15.3	1.5

O-ring dimension

O-ring dimension

Parker no.	Ø d mm	Cross-section d ₂	Parker no.	Ø d mm	Cross-section d ₂	Parker no.	Ø d mm	Cross-section d ₂
6-1748	16	1.9	6-1810	4.32	0.92	6-1857	14.9	2.7
6-1749	9.96	1.53	6-1813	14.47	3.53	6-1858	602	7
6-1751	6.1	1.6	6-1814	2.95	0.97	6-1859	640	7
6-1752	4.3	1.3	6-1815	163.07	1.63	6-1860	259.2	3.53
6-1753	460	6.99	6-1816	183	1.78	6-1861	245	3.53
6-1754	494.16	6.99	6-1817	14.2	3	6-1862	27.5	1
6-1765	17	1.93	6-1818	21.2	3.6	6-1863	6	1.2
6-1767	230	4.8	6-1819	17.2	4	6-1864	59.5	5
6-1768	24.5	5.5	6-1822	13	2.62	6-1865	164.33	2.62
6-1769	31.5	7	6-1823	522	10	6-1866	206	5.7
6-1770	15.5	4	6-1824	623.08	5.33	6-1867	215	5
6-1771	74.5	3	6-1825	13.3	1.8	6-1868	270	6
6-1772	19.5	4	6-1826	114.55	2.57	6-1869	19.5	2.66
6-1773	153.5	3.2	6-1827	13.3	2.8	6-1873	11.5	3
6-1774	148.6	3.2	6-1828	14.6	2.1	6-1875	21.5	1.6
6-1775	131.1	3.2	6-1832	19.84	0.79	6-1876	67	2.8
6-1776	86	3.2	6-1833	7.4	2.62	6-1877	11	2.3
6-1777	90.8	3.5	6-1834	11.2	2.62	6-1879	8.15	1.83
6-1778	70	3.5	6-1836	362	4	6-1880	313	5.33
6-1779	87.6	3	6-1837	515	5.33	6-1881	340	5.33
6-1780	33	1.5	6-1838	532.18	5.33	6-1883	2	1.5
6-1781	95	1.5	6-1839	34	4	6-1885	22	2.3
6-1782	90	1.5	6-1840	745	10	6-1886	7.1	1.84
6-1783	135	1.5	6-1841	618.5	2	6-1888	355	8
6-1784	329.57	4.8	6-1842	367.89	2.66	6-1889	74.9	1.78
6-1785	8.73	1.78	6-1843	455	5.33	6-1890	34	1.1
6-1786	365	5.3	6-1844	595	5.33	6-1892	5.96	1.7
6-1795	359.53	5.33	6-1845	2324	6.99	6-1893	9.11	2
6-1797	67.39	2.26	6-1846	2350	6.99	6-1895	239.2	3.53
6-1803	151.39	2.57	6-1847	736	7	6-1896	226.2	3.53
6-1804	83.77	1.78	6-1848	190	1.78	6-1897	45	6
6-1805	35.96	2.32	6-1849	205	1.78	6-1903	43	3.5
6-1806	20.2	1.81	6-1851	425.33	5.33	6-1904	90	5.5
6-1807	136.53	1.78	6-1854	48	1	6-1905	100	5.5
6-1808	35.95	1.78	6-1855	9.7	5.33	6-1906	30	3.5
6-1809	14.23	1.6	6-1856	11.82	2.62	6-1907	45	3.5

O-ring dimension

O-ring dimension

Parker no.	Ø d mm	Cross-section d ₂	Parker no.	Ø d mm	Cross-section d ₂	Parker no.	Ø d mm	Cross-section d ₂
6-1908	68	5.5	6-1950	77.8	1.5	6-2016	58	3.55
6-1909	72	5.5	6-1951	764	7	6-2018	43	5
6-1910	95	5.5	6-1952	555	3	6-2019	58	3.55
6-1911	23	2.62	6-1953	589	3	6-2020	38	4
6-1912	40	3.5	6-1956	786	4	6-2021	148	2.5
6-1913	47	5	6-1957	522	4	6-2022	150	2.5
6-1914	53	4	6-1958	372	4	6-2023	598	7
6-1915	28	3.5	6-1959	645	4	6-2032	6.4	2.62
6-1916	75	4.5	6-1960	645	3.53	6-2033	78	1.5
6-1917	70	5.5	6-1961	17.3	2.2	6-2034	10.24	1.83
6-1918	349	5.33	6-1962	128	4	6-2036	109.5	5.33
6-1919	27	2.8	6-1963	587	7	6-2037	297.8	6.99
6-1920	32	3.5	6-1964	560	7	6-2038	16	3.5
6-1922	11.3	4.75	6-1966	69	4.5	6-2039	22.22	2.62
6-1923	14.2	2	6-1967	13	1.2	6-2040	26	3.5
6-1924	3.3	1.78	6-1969	1.1	0.25	6-2041	4.45	3.53
6-1925	4.09	1.78	6-1974	66	1.5	6-2042	801	4
6-1926	35	3.5	6-1975	19.3	2.2	6-2043	14	5
6-1927	65	5.5	6-1977	8.5	3	6-2044	18	3.5
6-1928	75	5.5	6-1978	11.8	3	6-2045	63	3
6-1929	168.4	6	6-1979	484	8.4	6-2046	130	5.8
6-1930	23.4	4	6-1980	36	4	6-2047	34.5	2.65
6-1931	49.5	5	6-1981	50	1.5	6-2051	212	5.3
6-1932	197	6	6-1982	3.2	1.78	6-2052	48	2.3
6-1933	133	3	6-1985	58	2.5	6-2053	6	2.1
6-1934	469	5.33	6-1990	125	3.5	6-2054	36.6	2.9
6-1936	13.3	2.2	6-1991	52.39	3.53	6-2055	20.8	2
6-1937	428	5	6-1993	250	4	6-2064	121	8
6-1939	5.7	2.62	6-1994	16.82	5.33	6-2065	510	3
6-1942	126.3	5.33	6-2000	135.5	6	6-2066	820	3
6-1943	818	12	6-2005	276	2.62	6-2067	750	3
6-1944	777	12	6-2008	45.3	1.93	6-2068	17.1	1.6
6-1945	224	7	6-2009	855	10	6-2069	12.3	3.5
6-1947	334	2.62	6-2012	74	2.5	6-2070	14.6	2.95
6-1948	230	5	6-2013	335	5	6-2071	11	3.5
6-1949	137.5	3.3	6-2015	470	4.5	6-2073	492	3.53

O-ring dimension

O-ring dimension

Parker no.	Ø d mm	Cross-section d ₂
6-2074	48	2.1
6-2075	74.5	4
6-2077	70	7
6-2078	3.5	1
6-2079	68	2.5
6-2080	300	5
6-2081	29.2	5.05
6-2082	22.4	2.5
6-2083	41.5	2
6-2084	188.14	1.78
6-2087	18	1.8
6-2088	42	2
6-2090	45.69	1.78
6-2093	8	2.65
6-2094	15.22	1.78
6-2096	74.9	2
6-2097	3.1	1.2
6-2098	193.7	7
6-2099	1.9	2.8
6-2100	12	5
6-2101	11.56	1.78
6-2102	16.4	1.78
6-2104	74	4.5
6-2105	34	1.5
6-2107	123	3
6-2108	89	1.9
6-2109	312.9	1.78
6-2111	310	2.62
6-2112	14.6	1.5
6-2113	49.88	1.78
6-2114	285	6
6-2117	54	4.5
6-2118	60.4	3
6-2119	42.5	3.53
6-2120	69.6	5
6-2121	104	5

Parker no.	Ø d mm	Cross-section d ₂
6-2122	84.5	3
6-2123	4.45	3
6-2124	1020	5.7
6-2125	165.3	1.78
6-2127	7.77	3.77
6-2128	9.75	1.5
6-2129	150	5.3
6-2130	32	1.78
6-2131	169.98	3.56
6-2132	63.1	3.53
6-2133	36	1.78
6-2134	300	4
6-2135	14.1	2.4
6-2137	27.6	2.4
6-2138	3.5	0.9
6-2139	23.8	1.5
6-2140	295	6
6-2143	53	3.55
6-2145	235	6
6-2146	260	6
6-2147	29.2	5
6-2148	29.2	4.95
6-2149	143	1.45
6-2150	22	6

O-ring dimension

O-ring dimension

O-ring sizes acc. to inner diameter d

Parker no.	Ø d mm	Cross-section d ₂
6-1735	0.7	0.5
2-001	0.74	1.02
6-408	0.8	1.6
6-1615	0.83	1.63
6-1358	0.9	0.53
6-1410	1	0.63
2-002	1.07	1.27
6-1969	1.1	0.25
2-102	1.24	2.62
6-1664	1.33	1.61
2-003	1.42	1.52
6-1506	1.42	1.58
6-1495	1.45	1.75
6-1269	1.5	0.6
6-369	1.5	1
6-1247	1.56	1
5-051	1.78	1.02
2-004	1.78	1.78
6-714	1.8	1
6-418	1.85	1.5
6-2099	1.9	2.8
6-364	1.98	0.84
6-797	2	1
6-1883	2	1.5
6-925	2.06	0.66
2-103	2.06	2.62
6-1264	2.2	1
6-306	2.2	1.6
6-880	2.3	1.3
6-1019	2.35	1
6-538	2.4	1.9
6-966	2.5	1
6-167	2.5	1.2
6-138	2.5	1.3

Parker no.	Ø d mm	Cross-section d ₂
6-1701	2.5	1.6
6-168	2.5	1.7
2-005	2.57	1.78
5-578	2.6	1.9
6-020	2.7	1.5
6-1033	2.8	1.6
6-971	2.8	1.9
2-104	2.84	2.62
6-487	2.9	1.02
2-006	2.9	1.78
6-1814	2.95	0.97
6-018	3	1
6-549	3	1.2
6-441	3	1.5
6-615	3	2
6-1120	3	2.7
6-2097	3.1	1.2
5-683	3.1	1.6
6-736	3.17	1.02
6-684	3.2	1.02
6-686	3.2	1.6
6-1982	3.2	1.78
6-1924	3.3	1.78
6-361	3.3	2.4
6-307	3.33	1.02
5-190	3.35	1.78
6-1645	3.4	1.5
5-579	3.4	1.9
6-973	3.5	0.8
6-2138	3.5	0.9
6-2078	3.5	1
6-491	3.5	1.1
6-021	3.5	1.2
6-402	3.5	1.25
6-1532	3.5	1.35
6-468	3.5	1.5

Parker no.	Ø d mm	Cross-section d ₂
2-105	3.63	2.62
2-007	3.68	1.78
6-251	3.7	1.9
6-1677	3.8	1.5
6-1568	3.8	1.9
6-166	3.9	1.8
6-1363	3.9	2.4
6-613	4	1
6-019	4	1.1
6-035	4	1.5
6-1287	4	1.8
6-104	4	2
6-420	4	2.2
6-428	4	2.5
6-994	4	3
6-1405	4.05	1.77
6-1925	4.09	1.78
5-580	4.2	1.9
6-1752	4.3	1.3
6-1694	4.3	2.4
6-1810	4.32	0.92
2-201	4.34	3.53
2-106	4.42	2.62
6-2123	4.45	3
6-2041	4.45	3.53
5-108	4.47	1.27
2-008	4.47	1.78
6-401	4.5	1
6-214	4.5	1.5
6-1291	4.5	2.25
6-1036	4.6	2
6-133	4.7	1.9
6-849	4.8	0.75
6-1744	4.8	1.3
5-581	4.9	1.9
6-1026	5	1

O-ring dimension

O-ring dimension

Parker no.	Ø d mm	Cross-section d ₂	Parker no.	Ø d mm	Cross-section d ₂	Parker no.	Ø d mm	Cross-section d ₂
6-583	5	1.2	6-2053	6	2.1	6-1523	7.1	1.37
6-069	5	1.5	6-1327	6	2.5	6-052	7.1	1.6
6-1434	5	1.6	6-079	6	5	6-1886	7.1	1.84
6-955	5	1.75	6-652	6	5.2	6-956	7.1	2
6-1488	5	1.9	2-108	6.02	2.62	6-1321	7.1	3.6
6-110	5	2	6-1581	6.07	1.3	5-584	7.2	1.9
6-1035	5	2.5	3-902	6.07	1.63	6-1266	7.3	2.4
6-1394	5.15	1.8	2-010	6.07	1.78	6-162	7.3	2.7
2-107	5.23	2.62	6-1751	6.1	1.6	6-1249	7.3	3.4
2-009	5.28	1.78	6-344	6.2	1.5	6-1833	7.4	2.62
6-751	5.3	2.4	6-374	6.3	1.6	6-710	7.5	1
6-738	5.33	1.02	6-855	6.3	1.8	6-661	7.5	1.25
6-063	5.35	1.5	5-686	6.3	2.39	6-091	7.5	1.5
6-1501	5.46	0.89	6-1268	6.3	2.4	6-856	7.5	1.8
6-1728	5.5	0.8	6-1251	6.36	0.72	6-432	7.5	2
6-968	5.5	1.5	6-933	6.4	1.3	6-1183	7.5	2.1
6-950	5.5	2	5-583	6.4	1.9	6-134	7.5	2.5
6-1385	5.6	1.8	6-2032	6.4	2.62	6-1570	7.5	3
6-1743	5.6	1.9	6-1149	6.5	1.2	6-1500	7.52	3.51
6-338	5.6	2.4	6-581	6.5	1.5	2-203	7.52	3.53
6-960	5.61	1.68	6-572	6.5	2	2-109	7.59	2.62
6-1102	5.69	1.14	6-480	6.6	1.5	6-1538	7.6	1.9
6-748	5.7	1.05	6-1022	6.75	1.78	6-1642	7.6	2.1
5-582	5.7	1.9	6-907	6.8	1.8	6-1745	7.6	2.62
6-1939	5.7	2.62	6-440	6.8	2	3-903	7.65	1.63
6-548	5.7	3.2	5-052	6.86	1.78	2-011	7.65	1.78
6-861	5.8	0.75	6-657	7	1	6-1422	7.65	2
2-202	5.94	3.53	6-959	7	1.2	6-1032	7.7	2
6-1892	5.96	1.7	6-922	7	1.4	5-673	7.75	1.88
6-543	6	1	6-1558	7	1.47	6-2127	7.77	3.77
6-1863	6	1.2	6-011	7	1.5	6-317	7.8	3.6
6-713	6	1.25	6-311	7	2	6-486	7.8	4.6
6-038	6	1.5	6-937	7	2.35	6-437	8	1
6-1312	6	1.52	6-028	7	2.5	6-592	8	1.25
6-1471	6	1.8	6-1400	7	2.75	6-074	8	1.5
6-001	6	2	6-080	7	3	6-1562	8	1.6

O-ring dimension

O-ring dimension

Parker no.	Ø d mm	Cross-section d ₂	Parker no.	Ø d mm	Cross-section d ₂	Parker no.	Ø d mm	Cross-section d ₂
5-585	8	1.88	2-110	9.19	2.62	6-605	10	3
6-002	8	2	5-716	9.19	3	6-1640	10	4
6-520	8	2.2	6-1487	9.2	2.7	6-931	10	6.5
6-564	8	2.5	2-012	9.25	1.78	6-1449	10	8
6-2093	8	2.65	6-866	9.3	1.5	6-627	10.1	1
6-390	8	3	6-012	9.3	2.4	6-1491	10.1	1.6
6-192	8.1	1.6	6-395	9.35	1.6	6-839	10.1	1.78
6-1416	8.1	2	6-346	9.4	2.1	6-571	10.15	1.4
5-664	8.13	1.78	6-952	9.5	1	6-1460	10.2	1.5
6-1879	8.15	1.83	6-1314	9.5	1.78	6-2034	10.24	1.83
6-345	8.2	1.5	6-1407	9.5	1.8	6-375	10.25	1.4
6-070	8.3	2.4	6-1297	9.5	2	6-475	10.3	2.4
6-692	8.5	1.5	6-1511	9.5	2.15	6-965	10.4	1
6-1228	8.5	2	6-1206	9.5	2.5	2-309	10.46	5.33
6-1977	8.5	3	6-1133	9.52	1.78	6-976	10.5	1.5
6-1539	8.55	1.75	6-373	9.53	1.6	5-588	10.5	2.7
6-1481	8.56	1.07	6-1637	9.55	1.75	3-905	10.52	1.83
6-1286	8.65	2.8	6-1499	9.6	2	6-777	10.6	1.8
6-1785	8.73	1.78	5-212	9.75	1.78	6-218	10.6	2
5-612	8.74	1.78	6-1855	9.7	5.33	2-205	10.69	3.53
6-277	8.79	1.14	6-2128	9.75	1.5	2-111	10.77	2.62
6-715	8.8	1	6-1502	9.78	1.27	6-1505	10.78	2.62
5-586	8.9	1.9	6-1699	9.8	1.5	6-551	10.8	1.5
5-587	8.9	2.7	6-1656	9.86	1.78	6-1230	10.8	1.9
3-904	8.92	1.83	5-614	9.93	2.62	2-013	10.82	1.78
6-610	9	1.2	6-1749	9.96	1.53	6-1208	10.9	1.2
6-010	9	1.5	6-116	10	1	6-1236	11	1
6-120	9	1.8	6-1518	10	1.2	6-084	11	1.5
6-470	9	2	6-1648	10	1.25	6-1516	11	1.6
6-161	9	2.5	6-083	10	1.5	6-1718	11	1.9
6-1122	9	3	6-1216	10	1.6	6-086	11	2
6-651	9	4	6-003	10	2	6-1877	11	2.3
6-1530	9.1	1.6	6-532	10	2.2	6-717	11	2.5
6-1531	9.1	1.65	6-105	10	2.5	6-953	11	3
6-1893	9.11	2	6-910	10	2.62	6-1386	11	3.4
2-204	9.12	3.53	6-823	10	2.65	6-2071	11	3.5

O-ring dimension

O-ring dimension

Parker no.	Ø d mm	Cross-section d ₂	Parker no.	Ø d mm	Cross-section d ₂	Parker no.	Ø d mm	Cross-section d ₂
6-1525	11.1	1.6	6-124	12	3	6-1827	13.3	2.8
5-613	11.1	1.78	6-662	12	3.8	6-1202	13.3	3
6-1337	11.1	1.82	6-2100	12	5	6-348	13.4	2.1
6-1510	11.1	2.15	6-1330	12	10.6	3-907	13.46	2.08
6-1376	11.2	1.8	2-310	12.07	5.33	6-1571	13.5	1.5
6-1834	11.2	2.62	6-1361	12.1	1.6	6-096	13.5	2.75
6-1536	11.3	2.2	5-589	12.1	2.7	5-590	13.59	2.69
6-471	11.3	2.4	2-206	12.29	3.53	6-473	13.6	2.5
6-1922	11.3	4.75	6-1717	12.3	1.9	2-311	13.64	5.33
6-347	11.4	2.1	6-058	12.3	2.4	6-1339	13.7	2.5
6-677	11.5	1	6-2069	12.3	3.5	6-160	13.75	2.8
6-928	11.5	1.5	2-112	12.37	2.62	2-207	13.87	3.53
6-1575	11.5	1.78	2-014	12.42	1.78	6-737	13.89	1.3
6-1498	11.5	1.8	6-550	12.5	1.1	2-113	13.94	2.62
6-1313	11.5	2	6-1567	12.5	1.5	6-1288	14	1
6-1454	11.5	2.3	6-1379	12.5	1.8	6-1049	14	1.1
6-945	11.5	2.5	6-198	12.5	2	6-1576	14	1.3
6-1873	11.5	3	6-1503	12.83	1.27	6-143	14	1.5
6-2101	11.56	1.78	6-584	13	1	6-1345	14	1.6
6-1323	11.6	1.2	6-904	13	1.3	2-015	14	1.78
6-1275	11.6	2.2	6-033	13	1.5	6-1342	14	1.82
6-1468	11.75	1.55	6-1484	13	1.58	6-090	14	2
6-1635	11.8	1.8	6-1636	13	1.8	6-1555	14	2.2
6-1485	11.8	2.65	6-075	13	2	6-067	14	2.5
6-1978	11.8	3	6-016	13	2.5	6-705	14	3
6-1856	11.82	2.62	6-1967	13	1.2	6-2043	14	5
6-366	11.89	1.78	6-1822	13	2.62	6-2135	14.1	2.4
3-906	11.89	1.98	6-730	13	3	6-1537	14.2	1.9
5-615	11.91	2.62	6-207	13	3.5	6-1923	14.2	2
6-438	12	1	6-163	13.1	1.6	6-1817	14.2	3
6-1566	12	1.2	5-616	13.11	2.62	6-1809	14.23	1.6
6-1466	12	1.3	6-129	13.23	1.78	6-135	14.3	2.4
6-1469	12	1.4	6-1198	13.3	1.2	6-1658	14.4	2
6-053	12	1.5	6-1825	13.3	1.8	5-239	14.48	2.69
6-065	12	2	6-1936	13.3	2.2	6-1813	14.47	3.53
6-774	12	2.5	6-929	13.3	2.4	6-397	14.5	1.6

O-ring dimension

O-ring dimension

Parker no.	Ø d mm	Cross-section d ₂	Parker no.	Ø d mm	Cross-section d ₂	Parker no.	Ø d mm	Cross-section d ₂
6-1464	14.5	3	5-617	15.88	2.62	6-2068	17.1	1.6
6-2112	14.6	1.5	6-439	16	1	2-115	17.12	2.62
6-1828	14.6	2.1	6-632	16	1.25	2-017	17.17	1.78
6-340	14.6	2.4	6-528	16	1.5	6-1341	17.2	1.82
6-2070	14.6	2.95	6-857	16	1.8	6-1109	17.2	3
6-1393	14.7	3.5	6-1748	16	1.9	6-1819	17.2	4
6-1857	14.9	2.7	6-146	16	2	6-1961	17.3	2.2
6-683	15	1	6-562	16	2.5	5-690	17.3	2.4
6-118	15	1.5	6-891	16	2.65	6-554	17.4	2.1
6-040	15	1.6	6-042	16	3	6-388	17.4	2.5
6-085	15	1.8	6-2038	16	3.5	6-1364	17.5	4
6-005	15	2	6-1021	16	4	6-1610	17.64	2
6-106	15	2.5	6-1524	16.3	1.4	6-1480	17.7	1.78
6-043	15	3	6-1039	16.3	2.4	6-367	17.81	1.02
6-072	15	3.2	3-908	16.36	2.21	6-1298	17.86	2.62
6-1398	15	3.5	6-2102	16.4	1.78	6-041	17.9	1.25
6-1099	15	4	6-876	16.5	1	5-256	17.96	2.62
6-128	15	5	6-1579	16.5	1.5	6-731	18	1.3
6-1396	15.08	2.62	6-1493	16.5	2	6-087	18	1.5
5-591	15.1	2.7	6-313	16.5	2.7	6-2087	18	1.8
6-2094	15.22	1.78	5-643	16.51	1.14	6-076	18	2
2-312	15.24	5.33	6-725	16.56	1.78	6-1040	18	2.2
6-1747	15.3	1.5	6-297	16.58	1.5	6-132	18	2.5
6-940	15.3	2.2	6-006	16.7	1.45	6-425	18	3
6-206	15.3	2.4	2-313	16.81	5.33	6-007	18	3.15
5-243	15.34	2.62	6-1994	16.82	5.33	6-2044	18	3.5
6-349	15.4	2.1	5-592	16.9	2.7	6-125	18	4
2-208	15.47	3.53	6-524	17	1.1	6-755	18	5
5-676	15.49	1.47	6-476	17	1.5	6-1586	18	10
6-1541	15.5	1.5	6-1765	17	1.93	6-848	18.14	1.78
6-1340	15.5	2.6	6-044	17	2	6-396	18.2	3
6-1770	15.5	4	6-1700	17	2.5	6-177	18.3	2.4
2-114	15.54	2.62	6-946	17	3	5-594	18.3	3.6
2-016	15.6	1.78	6-974	17	3.5	5-593	18.4	2.7
6-1494	15.7	2.5	6-1365	17	4	2-314	18.42	5.33
6-223	15.8	2.4	2-209	17.04	3.53	6-308	18.5	1.5

O-ring dimension

O-ring dimension

Parker no.	Ø d mm	Cross-section d ₂	Parker no.	Ø d mm	Cross-section d ₂	Parker no.	Ø d mm	Cross-section d ₂
6-499	18.6	2	6-1373	20	2.65	6-285	21.7	0.73
6-557	18.6	3.5	6-130	20	3	6-286	21.82	1
2-210	18.64	3.53	6-808	20	3.55	2-212	21.82	3.53
2-116	18.72	2.62	6-958	20	4	2-118	21.89	2.62
2-018	18.77	1.78	6-1091	20	5	3-911	21.92	2.95
6-1543	18.8	1.9	6-1806	20.2	1.81	2-020	21.95	1.78
6-295	19	0.8	6-382	20.2	3	6-1731	22	1
6-1276	19	1	2-211	20.22	3.53	6-1115	22	1.3
6-573	19	1.5	2-117	20.29	2.62	6-493	22	1.39
6-798	19	1.8	6-275	20.3	2.4	6-088	22	1.5
6-360	19	2	6-212	20.34	4.25	6-139	22	2
6-039	19	2.5	2-019	20.35	1.78	6-1315	22	2.1
6-779	19	2.65	6-1465	20.5	2	6-1885	22	2.3
6-998	19	3	6-1490	20.5	3	6-036	22	2.5
6-404	19	5	6-2055	20.8	2	6-1083	22	3
3-910	19.18	2.46	6-1638	20.95	2.62	6-877	22	4
6-593	19.2	3	6-1353	21	1	6-2150	22	6
6-1975	19.3	2.2	6-1470	21	1.5	6-356	22.1	1.6
6-503	19.3	2.4	6-008	21	2	6-1064	22.2	3
6-628	19.3	3.65	6-1311	21	3	6-2039	22.22	2.62
6-1430	19.35	1	6-089	21	3.5	6-1086	22.3	2.4
6-350	19.4	2.1	6-1252	21	4	6-2082	22.4	2.5
6-119	19.5	1.5	6-489	21	6	6-1719	22.6	1.78
6-1869	19.5	2.66	6-1722	21.1	1.6	6-263	22.7	1.5
6-1463	19.5	3.5	6-1375	21.2	1.8	6-287	22.89	1
6-1772	19.5	4	6-430	21.2	2.4	6-1078	23	1.5
6-758	19.75	2.5	6-780	21.2	2.65	6-999	23	2
6-300	19.8	2.4	6-801	21.2	3.55	6-066	23	2.5
5-595	19.8	3.6	6-1818	21.2	3.6	6-1911	23	2.62
6-1832	19.84	0.79	6-1446	21.3	2.3	6-1112	23	3
2-315	19.99	5.33	5-596	21.3	3.6	5-597	23	3.6
6-099	20	1.3	6-1590	21.5	1	6-1431	23	4
6-078	20	1.5	6-687	21.5	1.5	2-317	23.16	5.33
6-793	20	1.8	6-1875	21.5	1.6	6-1710	23.3	1.6
6-619	20	2	6-343	21.5	1.78	2-213	23.39	3.53
6-017	20	2.5	2-316	21.59	5.33	6-1930	23.4	4

O-ring dimension

O-ring dimension

Parker no.	Ø d mm	Cross-section d ₂	Parker no.	Ø d mm	Cross-section d ₂	Parker no.	Ø d mm	Cross-section d ₂
6-1611	23.47	2.4	2-022	25.12	1.78	6-1540	27.5	2
2-119	23.47	2.62	6-126	25.3	1.6	6-2137	27.6	2.4
3-912	23.47	2.95	6-745	25.3	2.4	6-296	27.71	1.02
2-021	23.52	1.78	6-189	25.5	2	5-600	27.8	3.6
6-298	23.6	1.02	6-957	25.6	1.93	2-320	27.94	5.33
6-942	23.6	2.9	6-289	25.79	1	6-905	28	1
6-351	23.7	2.8	6-387	25.8	3.3	6-101	28	1.5
6-2139	23.8	1.5	5-618	25.81	3.53	6-794	28	1.8
6-1338	23.8	2.4	6-728	26	1	6-140	28	2
6-666	24	1	6-1232	26	1.5	6-180	28	2.2
6-544	24	1.5	6-656	26	2	6-654	28	2.5
6-022	24	2	6-749	26	2.5	6-781	28	2.65
6-595	24	2.5	6-1082	26	3	6-977	28	3
6-1027	24	3	6-2040	26	3.5	6-1915	28	3.5
6-453	24	4	6-1259	26	4	6-1533	28	4
6-443	24	6	5-599	26.2	3.6	6-1031	28	5
6-050	24.2	3	2-319	26.34	5.33	2-216	28.17	3.53
6-288	24.32	1	6-1655	26.5	4	6-1378	28.2	1
6-1545	24.5	1	2-215	26.57	3.53	2-122	28.24	2.62
6-1289	24.5	3.15	3-914	26.59	2.95	2-024	28.3	1.78
6-1676	24.5	4	2-121	26.64	2.62	6-1599	28.3	3.1
6-1768	24.5	5.5	2-023	26.7	1.78	6-1729	28.68	2.4
6-1456	24.6	3.4	6-208	26.7	2.5	6-1698	29	2
5-598	24.6	3.6	6-1613	27	1.4	6-1423	29	2.5
6-1204	24.69	1.78	6-400	27	1.5	6-1000	29	3
2-318	24.77	5.33	6-049	27	2	6-1517	29.1	1.6
6-092	24.8	1.5	6-894	27	2.5	6-2148	29.2	4.95
2-214	24.99	3.53	6-1447	27	2.7	6-2147	29.2	5
6-611	25	1.5	6-1919	27	2.8	6-2081	29.2	5.05
6-442	25	2	6-147	27	3	5-601	29.3	3.6
6-916	25	2.5	6-825	27	3.2	6-034	29.5	1.5
6-969	25	3	6-660	27	5	2-321	29.51	5.33
6-426	25	4	6-913	27.2	3	6-352	29.7	2.8
6-376	25	5	6-023	27.3	2.4	3-916	29.74	2.95
3-913	25.04	2.95	6-1862	27.5	1	2-217	29.74	3.53
2-120	25.07	2.62	6-497	27.5	1.5	2-123	29.82	2.62

O-ring dimension

O-ring dimension

Parker no.	Ø d mm	Cross-section d ₂	Parker no.	Ø d mm	Cross-section d ₂	Parker no.	Ø d mm	Cross-section d ₂
2-025	29.87	1.78	6-1332	32	3	6-752	34.65	2.6
6-1627	30	1	6-1920	32	3.5	6-1100	35	1.5
6-048	30	2	6-838	32	4	6-047	35	2
6-1203	30	2.15	6-1634	32.5	3	6-606	35	2.5
6-1474	30	2.25	6-784	32.5	3.55	6-1116	35	3
6-156	30	2.5	5-603	32.5	3.6	6-993	35	3.2
6-056	30	3	2-323	32.69	5.33	6-1926	35	3.5
6-037	30	3.15	2-219	32.92	3.53	6-1166	35	4
6-1906	30	3.5	2-125	32.99	2.62	6-545	35	4.5
6-803	30	3.55	6-1780	33	1.5	6-1414	35	5
6-454	30	4	6-136	33	2	6-377	35	5.3
6-663	30	4.65	6-540	33	2.5	6-1124	35.15	3.15
6-1366	30	5	6-1138	33	3	6-1600	35.4	3.25
6-290	30.3	2.4	6-1411	33	3.5	6-1650	35.5	4
6-142	30.7	2	6-1614	33	5	5-605	35.6	3.6
5-602	30.8	3.6	2-027	33.05	1.78	6-1808	35.95	1.78
6-1478	31	1.5	6-472	33.3	2.4	6-1805	35.96	2.32
6-1401	31	2	6-802	33.5	2.65	6-980	36	1.5
6-324	31	2.5	5-157	33.99	2.34	6-2133	36	1.78
6-1578	31	4	6-1047	34	1	6-678	36	2
6-097	31	4.5	6-1890	34	1.1	6-694	36	2.1
6-314	31.02	3	6-2105	34	1.5	6-609	36	2.2
2-322	31.12	5.33	6-1197	34	2	6-329	36	2.5
2-218	31.34	3.53	6-1631	34	2.5	6-1140	36	3
2-124	31.42	2.62	6-622	34	2.8	6-1980	36	4
2-026	31.47	1.78	6-914	34	3	6-1652	36	5
6-1146	31.5	3.15	6-1839	34	4	2-221	36.09	3.53
6-1769	31.5	7	5-604	34.1	3.6	2-127	36.17	2.62
6-1461	31.57	1.98	2-324	34.29	5.33	6-1087	36.2	3
6-766	31.7	3.5	6-1150	34.4	2.1	6-154	36.3	1.78
6-760	31.95	2.6	6-585	34.4	3.1	5-670	36.5	1.78
6-1556	32	1.5	3-918	34.42	2.95	6-2054	36.6	2.9
6-2130	32	1.78	6-2047	34.5	2.65	6-970	37	1.5
6-869	32	2	2-220	34.52	3.53	6-1188	37	2
6-850	32	2.5	2-126	34.59	2.62	6-291	37	2.5
6-646	32	2.7	2-028	34.65	1.78	6-881	37	3

O-ring dimension

O-ring dimension

Parker no.	Ø d mm	Cross-section d ₂	Parker no.	Ø d mm	Cross-section d ₂	Parker no.	Ø d mm	Cross-section d ₂
6-555	37	5	6-1497	40	4	6-1413	43	5.5
5-606	37.3	3.6	6-1023	40	5	6-759	43.25	2.6
6-459	37.36	2.6	6-1114	40	6	6-809	43.7	1.8
3-920	37.47	3	6-102	40.6	4	6-1723	43.7	3.55
2-325	37.47	5.33	2-326	40.64	5.33	2-327	43.82	5.33
6-1711	37.5	1.8	6-972	40.82	2.59	6-431	44	2
6-1257	37.5	4	2-223	40.87	3.53	6-1054	44	3
2-222	37.69	3.53	2-130	40.94	2.62	2-224	44.04	3.53
2-128	37.77	2.62	6-1144	41	1.5	2-132	44.12	2.62
2-029	37.82	1.78	2-030	41	1.78	2-031	44.17	1.78
6-1589	38	1	6-541	41	2.5	6-542	44.2	2.5
6-1389	38	1.5	6-449	41	3	6-1349	44.3	5.7
6-046	38	2	6-525	41.28	3.53	6-1520	44.35	2.58
6-433	38	2.5	6-337	41.4	2.62	6-193	44.35	3
6-1092	38	3	6-2083	41.5	2	6-772	44.7	3.5
6-1025	38	3.5	6-875	41.6	2.4	6-975	44.83	2.67
6-2020	38	4	6-414	41.75	2.6	6-1724	44.96	2.57
6-221	38	5	6-1486	42	1	6-882	45	1
6-782	38.7	2.65	6-015	42	1.5	6-082	45	1.5
6-353	38.7	2.8	6-2088	42	2	6-054	45	2
6-575	39	2	6-594	42	2.5	6-323	45	2.5
6-1547	39	2.5	6-227	42	3	6-783	45	2.65
6-1038	39	3	6-1319	42	4	6-997	45	3
6-1482	39	5	6-1399	42	4.5	6-1907	45	3.5
6-205	39.2	3	6-1224	42	5	6-1178	45	4
6-1362	39.2	5.7	6-1601	42.4	4.25	6-1195	45	4.5
2-129	39.34	2.62	6-845	42.5	1.8	6-726	45	5
6-1148	39.4	2.1	6-2119	42.5	3.53	6-1897	45	6
6-586	39.4	3.1	2-131	42.52	2.62	6-2008	45.3	1.93
6-753	39.5	2.6	5-330	42.52	5.33	5-035	45.36	3.53
5-321	39.6	3.53	5-332	42.85	3.53	6-2090	45.69	1.78
6-642	40	1.5	6-1189	43	2	2-133	45.69	2.62
6-027	40	2	6-996	43	3	6-750	45.9	1.5
6-566	40	2.5	6-1903	43	3.5	6-1176	46	2
6-292	40	3	6-1060	43	4	6-1020	46	3
6-1912	40	3.5	6-2018	43	5	6-944	46	4

O-ring dimension

O-ring dimension

Parker no.	Ø d mm	Cross-section d ₂	Parker no.	Ø d mm	Cross-section d ₂	Parker no.	Ø d mm	Cross-section d ₂
6-1248	46	5	6-964	50	3	6-1513	54	1.5
6-159	46.02	3.53	6-1437	50	3.5	6-1274	54	2
6-354	46.7	2.8	6-603	50	4	6-819	54	3
6-423	46.87	2.62	6-791	50	4.5	6-1643	54	3.15
2-328	46.99	5.33	6-1226	50	5	6-879	54	4
6-1141	47	2	2-329	50.17	5.33	6-2117	54	4.5
6-1041	47	2.5	6-1489	50.2	3	6-1602	54.4	4.25
6-1633	47	3	6-1684	50.3	2.5	6-810	54.5	2.65
6-1059	47	4	2-226	50.39	3.53	6-1438	54.7	3.53
6-1913	47	5	2-136	50.47	2.62	6-1695	55	1.2
6-1483	47	5.5	2-033	50.52	1.78	6-141	55	2
6-293	47.2	5.7	6-630	51	3	6-1709	55	2.5
2-225	47.22	3.53	6-1721	51.1	1.6	6-1065	55	3
2-134	47.29	2.62	6-434	51.5	1.5	6-1192	55	3.5
2-032	47.35	1.78	5-037	51.71	3.53	6-1186	55	4
6-009	47.5	4	6-1333	51.94	3.53	6-1448	55	5
6-1854	48	1	6-1587	52	1	2-139	55.25	2.62
6-370	48	2	6-1234	52	2.5	6-703	55.3	2
6-2074	48	2.1	6-556	52	3	6-568	56	2
6-2052	48	2.3	2-137	52.07	2.62	6-985	56	3
6-155	48	3	6-893	52.2	5.7	6-785	56	3.55
6-1196	48	4	6-1991	52.39	3.53	6-1145	56	4
6-673	48.2	1.78	6-1185	52.5	1.8	6-739	56	4.5
6-1343	48.2	3	6-1347	53	2	6-1703	56.5	5.3
6-435	48.4	4.85	6-1024	53	3.5	2-331	56.52	5.33
2-135	48.9	2.62	6-2143	53	3.55	6-1271	56.7	3
6-1253	49	2	6-1914	53	4	2-228	56.74	3.53
6-912	49.2	3	6-113	53	5	2-140	56.82	2.62
5-701	49.2	3.53	6-112	53	6.5	2-035	56.87	1.78
6-1070	49.2	5.7	3-928	53.09	3	6-643	57	1.5
6-194	49.5	3	2-330	53.34	5.33	6-719	57	2.5
6-1931	49.5	5	6-1657	53.5	2	6-427	57	3
6-2113	49.88	1.78	2-227	53.57	3.53	6-1137	57	4
6-1981	50	1.5	2-138	53.64	2.62	6-447	58	2
6-051	50	2	2-034	53.7	1.78	6-1985	58	2.5
6-055	50	2.5	6-1317	53.8	4	6-1354	58	3

O-ring dimension

O-ring dimension

Parker no.	Ø d mm	Cross-section d ₂	Parker no.	Ø d mm	Cross-section d ₂	Parker no.	Ø d mm	Cross-section d ₂
6-2019	58	3.55	6-2045	63	3	6-659	67	3
6-1666	58	3.75	6-1162	63	3.5	6-786	67	3.55
6-109	58	4	6-151	63	4	6-1607	67	4
2-141	58.42	2.62	6-474	63	4.5	6-1797	67.39	2.26
5-702	58.74	3.53	6-1094	63	6	5-361	67.84	3.53
6-1585	59.2	5.7	2-230	63.09	3.53	2-147	67.95	2.62
3-932	59.36	3	6-2132	63.1	3.53	6-2079	68	2.5
6-1864	59.5	5	2-144	63.17	2.62	6-884	68	3
6-764	59.6	5.85	2-037	63.22	1.78	6-1380	68	3.5
2-332	59.69	5.33	6-636	64	3	6-1272	68	4
6-560	59.7	7	6-1661	64	4	6-941	68	5
2-229	59.92	3.53	6-1123	64.2	5.7	6-1908	68	5.5
2-142	59.99	2.62	5-805	64.39	1.78	6-990	69	2.5
6-883	60	1.2	2-145	64.77	2.62	6-824	69	3
6-1726	60	2	6-1588	65	1	6-1966	69	4.5
6-411	60	2.5	6-1372	65	1.8	6-1704	69.2	5.3
6-665	60	3	6-501	65	2	2-335	69.22	5.33
6-107	60	4.1	6-1377	65	2.65	6-272	69.24	3.4
6-1368	60	4.5	6-523	65	3	2-232	69.44	3.53
6-114	60	5	6-1053	65	4	2-148	69.52	2.62
2-036	60.05	1.78	6-596	65	4.5	2-039	69.57	1.78
6-2118	60.4	3	6-1037	65	5	6-2120	69.6	5
6-851	61	2	6-416	65	5.3	6-0641	70	1.5
6-1034	61	4	6-1927	65	5.5	6-552	70	2
6-633	61	4.5	5-703	65.09	3.53	6-1462	70	2.5
6-792	61	5	6-1974	66	1.5	6-031	70	3
2-143	61.6	2.62	6-500	66	2	6-1778	70	3.5
6-1439	61.7	4.5	6-1193	66	3	6-1194	70	4
6-1419	62	1.5	6-1273	66	5	6-539	70	4.5
6-455	62	2.5	2-334	66.04	5.33	6-899	70	5
6-699	62	3	2-231	66.27	3.53	6-1917	70	5.5
6-1209	62	3.53	2-146	66.34	2.62	6-2077	70	7
6-1261	62	4	2-038	66.4	1.78	6-1212	70	8
6-1117	62	6	6-243	67	1.5	6-1740	70.5	3.2
2-333	62.87	5.33	6-316	67	2.5	6-787	71	3.55
6-242	63	2.5	6-1876	67	2.8	6-634	71	4.5

O-ring dimension

O-ring dimension

Parker no.	Ø d mm	Cross-section d ₂	Parker no.	Ø d mm	Cross-section d ₂	Parker no.	Ø d mm	Cross-section d ₂
2-149	71.12	2.62	6-754	76	2.5	6-1472	82	3
5-704	71.44	3.53	6-921	76	3	6-445	82	4
6-979	72	2.5	6-464	76	4.5	2-236	82.14	3.53
6-045	72	3	6-805	77	2	2-152	82.22	2.62
6-1013	72	4	6-1417	77	2.5	2-042	82.27	1.78
6-1909	72	5.5	6-1069	77.1	2.62	6-821	83	1
2-336	72.39	5.33	6-1662	77.5	2	6-900	83	3
2-233	72.62	3.53	6-1467	77.5	2.62	6-1715	83	4
2-150	72.69	2.62	6-1950	77.8	1.5	6-1804	83.77	1.78
2-040	72.75	1.78	6-2033	78	1.5	6-184	83.8	2.62
6-1628	73	2	6-1475	78	2	6-676	84	2.5
6-030	73	3	6-978	78	2.5	6-456	84	3
6-757	73	4	6-729	78	3	6-1134	84	3.5
6-1348	73	7	6-826	78	3.5	6-1012	84.3	5.7
6-178	74	2	6-1002	78	5	6-588	84.4	3.1
6-2012	74	2.5	2-338	78.74	5.33	6-2122	84.5	3
6-483	74	3	2-235	78.97	3.53	6-822	85	1.5
6-2104	74	4.5	6-820	79	1.5	6-733	85	2
6-294	74.2	5.7	6-1152	79.2	5.7	6-1014	85	3
6-587	74.4	3.1	6-992	79.3	2.62	6-853	85	4
6-1771	74.5	3	6-1675	79.5	2.65	6-1445	85	5
6-2075	74.5	4	6-195	79.5	3	6-1174	85	6
6-1609	74.6	3.53	6-108	79.6	3.2	6-1406	85	6.99
5-705	74.61	3.53	6-790	80	1.8	2-340	85.09	5.33
6-1889	74.9	1.78	6-569	80	2	6-452	85.2	9.25
6-2096	74.9	2	6-1270	80	3	2-237	85.32	3.53
6-1357	75	2.5	6-1316	80	3.5	6-991	86	2.62
6-1075	75	3	6-788	80	3.55	6-1776	86	3.2
6-1001	75	4	6-1057	80	4	6-1457	86	4
6-1916	75	4.5	6-1181	80	5	6-1573	86.5	4
6-1928	75	5.5	5-816	80.31	1.78	6-574	86.84	5.33
2-337	75.57	5.33	6-885	80.5	4	6-579	87	3
2-234	75.79	3.53	6-121	81	3	6-558	87.2	2.5
2-151	75.87	2.62	6-1077	81	4	6-1016	87.2	5.7
2-041	75.92	1.78	2-339	81.92	5.33	6-309	87.3	2
6-1369	76	2	6-513	82	2	6-1779	87.6	3

O-ring dimension

O-ring dimension

Parker no.	Ø d mm	Cross-section d ₂
6-276	88	3
6-1052	88	4
6-1629	88	5
6-1165	88	6
6-1111	88	8
2-341	88.27	5.33
5-381	88.27	6.99
6-561	88.3	7
6-1705	88.4	5.3
2-238	88.49	3.53
6-1508	88.5	6.5
2-153	88.57	2.62
2-043	88.62	1.78
6-2030	89	1.5
6-2108	89	1.9
6-867	89.2	5.7
6-013	89.5	3
6-1782	90	1.5
6-498	90	2
6-1113	90	2.5
6-216	90	3
6-1179	90	4
6-1265	90	4.8
6-1214	90	5
6-1904	90	5.5
6-1103	90	7
6-1777	90.8	3.5
6-1429	91	2
6-100	91	3
2-342	91.44	5.33
2-239	91.67	3.53
6-1452	92	3
6-1061	92	4
6-1507	92.2	2.62
6-804	92.5	3.55
6-720	93	2

Parker no.	Ø d mm	Cross-section d ₂
6-743	93	3
6-963	93	4
6-1056	93	5
6-257	93.39	1.47
6-1672	93.4	2.57
6-405	93.5	9.5
6-446	94	2
6-1095	94	3
6-1029	94	4
6-1665	94	5.7
6-608	94.2	5.7
6-339	94.5	3
2-343	94.62	5.33
2-240	94.84	3.53
2-154	94.92	2.62
2-044	94.97	1.78
6-1781	95	1.5
6-1673	95	3
6-863	95	4
6-1062	95	4.5
6-874	95	5
6-1910	95	5.5
6-582	95.5	3.53
6-700	96	2
6-832	96	9
6-640	97	1.5
6-1415	97	4
6-1306	97	5
2-344	97.79	5.33
6-1708	98	2.5
6-157	98	3
2-241	98.02	3.53
6-1303	99	3
6-392	99	6.99
6-1089	99.2	5.7
6-601	100	2

Parker no.	Ø d mm	Cross-section d ₂
6-174	100	2.5
6-1305	100	3
6-413	100	4
6-137	100	5
6-1905	100	5.5
6-1395	100	6
6-1237	100	8
2-345	100.97	5.33
6-025	101	3
2-242	101.19	3.53
2-155	101.27	2.62
2-045	101.32	1.78
6-724	102	3
6-1163	102	4
6-1055	103	5
6-2121	104	5
6-1200	104	5.3
2-346	104.14	5.33
6-1720	104.2	5.7
6-1350	104.3	5.7
2-243	104.37	3.53
6-1175	104.5	3
6-589	105	2
6-1381	105	3
6-806	105	3.5
6-995	105	4
6-1074	105	5
6-094	106	3
6-253	106.8	2.66
6-1320	107	8
6-762	107.31	6.99
2-347	107.32	5.33
2-244	107.54	3.53
2-156	107.62	2.62
2-046	107.67	1.78
6-1106	108	8

O-ring dimension

O-ring dimension

Parker no.	Ø d mm	Cross-section d ₂	Parker no.	Ø d mm	Cross-section d ₂	Parker no.	Ø d mm	Cross-section d ₂
6-740	109	3	2-247	117.07	3.53	2-250	126.59	3.53
6-837	109.2	5.7	6-032	118	2	2-159	126.67	2.62
6-815	109.2	5.84	6-580	118.31	3.53	2-049	126.72	1.78
6-767	109.4	3.1	6-123	118.5	3	6-722	128	2
6-2036	109.5	5.33	5-843	118.72	2.62	6-1473	128	3
6-1580	110	1.5	6-448	119.2	5.7	6-1962	128	4
6-1367	110	2.5	6-768	119.6	5.7	6-1073	128	5
6-903	110	3	6-674	120	1.5	6-1591	129	1.5
6-1644	110	3.5	6-504	120	3	6-1096	129	4
6-915	110	5	6-1076	120	4	6-451	129.2	5.7
6-1671	110	6	6-1180	120	5	2-354	129.54	5.33
2-348	110.49	5.33	6-1003	120	6	2-430	129.54	6.99
2-245	110.72	3.53	6-1427	120	10	2-251	129.77	3.53
6-1651	112	2.5	2-351	120.02	5.33	6-693	130	2.5
6-421	112	3	2-427	120.02	6.99	6-1296	130	3
6-873	112	4	2-248	120.24	3.53	6-1084	130	4
6-1182	112	7	2-158	120.32	2.62	6-902	130	5
2-349	113.67	5.33	2-048	120.37	1.78	6-2046	130	5.8
2-425	113.67	6.99	6-2064	121	8	6-577	130	6
2-246	113.89	3.53	6-961	122	3	6-1436	131	5.3
2-157	113.97	2.62	6-1630	122	6	6-1775	131.1	3.2
6-982	114	3	6-2107	123	3	6-1217	131.5	4
6-1164	114	5	2-352	123.19	5.33	6-095	132	3
2-047	114.02	1.78	2-428	123.19	6.99	6-1015	132	4
6-1005	114.2	5.7	2-249	123.42	3.53	2-355	132.72	5.33
6-769	114.4	3.1	6-1143	124	4	2-431	132.72	6.99
6-1826	114.55	2.57	6-1281	125	2.5	2-252	132.94	3.53
6-1151	115	2	6-612	125	3	6-1933	133	3
6-274	115	3	6-1990	125	3.5	2-160	133.02	2.62
6-1169	115	5	6-1199	125	4	2-050	133.07	1.78
6-1660	115	5.33	6-115	125	8	6-688	133.35	5.33
6-1421	115	6	5-850	125.09	6.6	6-812	133.5	12
6-1322	116	3	6-255	126	5	6-515	134	3
6-1105	116.5	1.78	6-1942	126.3	5.33	6-1329	134	8
2-350	116.84	5.33	2-353	126.37	5.33	6-1783	135	1.5
2-426	116.84	6.99	2-429	126.37	6.99	6-1277	135	3

O-ring dimension

O-ring dimension

Parker no.	Ø d mm	Cross-section d ₂	Parker no.	Ø d mm	Cross-section d ₂	Parker no.	Ø d mm	Cross-section d ₂
6-059	135	3.23	6-1696	145	2.88	6-1390	155	3.53
6-060	135	3.43	6-1233	145	4	6-1318	155	4
6-844	135	4	6-1046	145	5	6-1324	155	5
6-1085	135	5	2-359	145.42	5.33	6-773	155	10
6-2000	135.5	6	2-435	145.42	6.99	6-1605	156	4
2-356	135.89	5.33	2-256	145.64	3.53	2-362	158.12	5.33
2-432	135.89	6.99	2-162	145.72	2.62	2-438	158.12	6.99
6-1559	136	3	6-061	146	3.23	2-259	158.34	3.53
6-1154	136	4	6-1680	147.6	2.65	2-164	158.42	2.62
2-253	136.12	3.53	6-2021	148	2.5	6-170	159	4
6-1807	136.53	1.78	6-756	148	10	6-444	159.2	5.7
6-026	137	3	2-257	148.52	3.53	6-576	160	3
6-833	137	4	2-360	148.59	5.33	6-818	160	4
6-559	137	14	2-436	148.59	6.99	6-1081	160	5
6-341	137.3	8	6-1774	148.6	3.2	6-1702	160	5.3
6-1949	137.5	3.3	6-623	149.2	5.7	6-1292	160	6
6-379	138	2.1	6-932	150	2	6-103	161	3
6-224	138	6	6-2022	150	2.5	6-1045	162	2.5
2-357	139.07	5.33	6-689	150	3	6-494	162.5	3.53
2-433	139.07	6.99	6-872	150	4	6-1815	163.07	1.63
2-254	139.29	3.53	6-1295	150	5	6-1612	164	2
2-161	139.37	2.62	6-2129	150	5.3	6-983	164.2	5.7
6-698	140	2	6-222	150	5.4	6-814	164.2	5.84
6-511	140	3	6-1147	150	6	6-1865	164.33	2.62
6-1136	140	5	6-496	151	3	2-363	164.47	5.33
6-602	140	10	6-1803	151.39	2.57	2-439	164.47	6.99
6-1051	142	4	6-318	151.7	5.6	2-260	164.69	3.53
6-1093	142	6	2-361	151.77	5.33	2-165	164.77	2.62
6-1207	142	12	2-437	151.77	6.99	6-911	165	2
2-358	142.24	5.33	2-258	151.99	3.53	6-1402	165	4
2-434	142.24	6.99	6-1107	152	8	6-1529	165	5
2-255	142.47	3.53	2-163	152.07	2.62	6-1593	165.1	3.2
6-1592	142.9	3.2	6-1594	152.4	3.2	6-2125	165.3	1.78
6-2149	143	1.45	6-1773	153.5	3.2	6-1336	167.5	3.5
6-512	144	3.7	6-1625	154.6	1.78	6-1929	168.4	6
6-1632	145	2.5	6-1294	155	3	6-746	169.2	5.7

O-ring dimension

O-ring dimension

Parker no.	Ø d mm	Cross-section d ₂	Parker no.	Ø d mm	Cross-section d ₂	Parker no.	Ø d mm	Cross-section d ₂
6-2131	169.98	3.56	2-442	183.52	6.99	6-1450	198	4
6-1097	170	4	2-263	183.74	3.53	6-1563	198	8
6-1290	170	5	2-168	183.82	2.62	6-1307	200	4
2-364	170.82	5.33	6-1058	185	3	6-1139	200	5
2-440	170.82	6.99	6-1428	185	4	6-226	200	6
6-282	171	11	6-1028	185	5	6-865	201	4
2-261	171.04	3.53	6-1121	185	6	2-369	202.57	5.33
2-166	171.12	2.62	6-122	186.44	6.99	2-445	202.57	6.99
6-1659	171.45	3.2	6-1007	187.1	8.4	2-266	202.79	3.53
6-887	172	3	6-466	188	4	2-171	202.87	2.62
6-1177	172	4	6-2084	188.14	1.78	6-342	204	8
6-1004	172	6	6-706	189.2	5.7	6-1849	205	1.78
6-492	174	3	2-367	189.87	5.33	6-149	205	2
6-655	174.2	5.7	2-443	189.87	6.99	6-546	205	3
6-889	174.3	3.5	6-1848	190	1.78	6-1565	205	5
6-1356	175	5	6-495	190	3	6-1866	206	5.7
6-1068	175	6	6-1044	190	4	6-1153	206	7
6-841	175	10	6-614	190	5	6-1725	208	4
6-148	177	2	2-264	190.09	3.53	2-370	208.92	5.33
2-365	177.17	5.33	2-169	190.17	2.62	2-267	209.14	3.53
2-441	177.17	6.99	6-299	191	1.78	6-600	209.2	5.7
2-262	177.39	3.53	6-1260	192	4	2-172	209.22	2.62
2-167	177.47	2.62	6-1391	192	8	6-0629	210	3
6-631	179	3	6-1238	194	14	6-1118	210	4
6-1098	179.2	5.7	6-2098	193.7	7	6-152	210	5
6-704	180	3	6-868	195	3.5	5-445	210.24	6.99
6-1088	180	4	6-1283	195	5	6-2051	212	5.3
6-1280	180	5	6-1453	195	6	6-461	213.68	7.14
6-1706	180	5.3	6-920	195.5	12	6-954	214.63	2.18
6-1110	180	6	6-273	196	12	6-1867	215	5
6-1119	180	8	2-368	196.22	5.33	6-570	215	6
6-862	180	10	2-444	196.22	6.99	2-371	215.27	5.33
6-1108	180.52	5.33	2-265	196.44	3.53	2-446	215.27	6.99
5-434	180.54	6.99	2-170	196.52	2.62	2-268	215.49	3.53
6-1816	183	1.78	6-547	197	3	2-173	215.57	2.62
2-366	183.52	5.33	6-1932	197	6	6-1302	216	4

O-ring dimension

O-ring dimension

Parker no.	Ø d mm	Cross-section d ₂	Parker no.	Ø d mm	Cross-section d ₂	Parker no.	Ø d mm	Cross-section d ₂
6-1048	218	5.8	2-176	234.62	2.62	6-1993	250	4
6-1050	218	6	6-1451	235	4	6-1132	250	8
6-254	218	12	6-2145	235	6	6-1582	250	10
6-183	219	5.3	6-1360	236	6	6-1227	252	4
6-502	220	3	6-635	236	7	2-377	253.37	5.33
6-1063	220	5	6-412	238	5	2-449	253.37	6.99
6-1425	220	7	6-1426	238	6	2-274	253.59	3.53
6-1560	221	1.78	6-1282	238	10	6-842	255	4
2-372	221.62	5.33	6-1239	238	14	6-1522	255	5
2-269	221.84	3.53	6-1895	239.2	3.53	6-1388	256	4
2-174	221.92	2.62	6-604	240	3	6-896	257.2	14
6-1225	222	7	6-1346	240	5	6-718	258.4	1.6
6-1679	223	2.65	6-1564	240	8	6-1860	259.2	3.53
6-949	223	5.33	6-436	240	12	6-1231	260	4
6-1654	224	6	6-1384	240.66	7.4	6-871	260	5
6-1945	224	7	2-375	240.67	5.33	6-2146	260	6
6-1250	225	3	2-448	240.67	6.99	6-1201	260	8
6-485	225	5	2-272	240.89	3.53	6-1042	261	6
6-1896	226.2	3.53	2-177	240.97	2.62	6-336	262	5.33
6-150	227	2	6-281	241	7	5-976	264.79	6.6
2-373	227.97	5.33	6-407	242	6	6-1403	265	5
2-447	227.97	6.99	6-878	245	3	6-1190	266	4
6-1211	228	3	6-1861	245	3.53	2-378	266.07	5.33
2-270	228.19	3.53	6-1155	245	5	2-450	266.07	6.99
2-175	228.27	2.62	6-1534	245	7	2-275	266.29	3.53
6-516	230	3	6-671	245	10	6-505	270	3
6-1727	230	4.5	6-967	245	10.85	6-988	270	5.33
6-1767	230	4.8	6-1668	246	3	6-1868	270	6
6-1948	230	5	6-1263	246	4	6-1331	272	8
6-1293	230	8	2-376	247.02	5.33	6-936	272.64	3.53
6-252	231.5	6	2-273	247.24	3.53	6-175	273.05	3.53
6-918	234.1	8.4	2-178	247.32	2.62	6-1279	273.6	5
6-846	234.2	7	6-1030	248	5	6-948	274	5.33
6-618	234.32	1.78	6-1167	248	7	6-1476	275	5
2-374	234.34	5.33	6-1010	249.3	5.7	6-2005	276	2.62
2-271	234.54	3.53	6-514	250	3	2-379	278.77	5.33

O-ring dimension

O-ring dimension

Parker no.	Ø d mm	Cross-section d ₂	Parker no.	Ø d mm	Cross-section d ₂	Parker no.	Ø d mm	Cross-section d ₂
2-451	278.77	6.99	6-2111	310	2.62	6-1334	340	10
6-1667	278.99	2.62	6-1125	311	10	6-813	341	14
2-276	278.99	3.53	6-2109	312.9	1.78	2-456	342.27	6.99
6-638	281	5	6-1880	313	5.33	6-1255	343	6
6-840	282.37	3.53	6-607	315	4	6-1135	345	5
6-234	283	12	6-1171	315	5	6-1918	349	5.33
6-1477	285	5	6-510	315	6	6-1583	350	10
6-2114	285	6	5-488	316.56	2.62	6-1639	351.21	4
6-238	285	12	2-454	316.87	6.99	6-1392	354.96	6.09
6-1240	285	14.1	6-1210	320	3	2-383	354.97	5.33
6-1018	289.42	5.87	6-1707	320	3.53	2-457	354.97	6.99
6-1191	290	5	6-716	320	6	6-518	355	3
6-241	291	6	6-1458	320	6.5	6-1888	355	8
2-380	291.47	5.33	6-153	320	5.33	2-280	355.19	3.53
2-452	291.47	6.99	6-1172	320.62	3.53	6-895	359.2	13.8
2-277	291.69	3.53	6-1404	325	5	6-1795	359.53	5.33
6-1663	294	3	6-947	325	5.33	6-1142	360	4
6-2140	295	6	6-1546	328	6.99	6-1101	360	7.5
6-917	296	6	6-1126	329	10	6-1836	362	4
6-1424	297	4	6-1784	329.57	4.8	6-1205	362	5
6-2037	297.8	6.99	2-382	329.57	5.33	6-672	364	10
6-854	298	2.62	2-455	329.57	6.99	6-1786	365	5.3
6-1278	299.5	5	2-279	329.79	3.53	6-203	367	3.5
6-2134	300	4	6-1258	330	5	2-458	367.67	6.99
6-2080	300	5	6-283	330	6	6-1842	367.89	2.66
6-1168	300	6	6-469	330	8	6-1254	368	6
6-1370	300	8	6-1408	331.5	6	6-807	370	5.5
6-1310	300	10	6-1947	334	2.62	6-1958	372	4
2-381	304.17	5.33	6-517	335	3	6-598	375	5.34
2-453	304.17	6.99	6-2013	335	5	6-682	375	10
2-278	304.39	3.53	6-1129	335	7	6-723	380	4
6-553	304.8	1.78	6-1235	336	5.33	6-897	380	6
6-1359	304.8	3.18	6-1090	336	7	6-927	380	8
6-935	307.57	3.53	6-1043	338	6	2-384	380.37	5.33
6-1351	309.3	5.7	6-1218	340	4	2-459	380.37	6.99
6-1371	310	5	6-1881	340	5.33	2-281	380.59	3.53

O-ring dimension

O-ring dimension

Parker no.	Ø d mm	Cross-section d ₂	Parker no.	Ø d mm	Cross-section d ₂	Parker no.	Ø d mm	Cross-section d ₂
6-204	381	5	6-158	437	3	6-328	500	3.53
6-1328	383.6	5	6-1256	440	4	6-1221	500	5
6-1241	385	14.2	6-1435	440	4.3	6-1420	500	6
6-711	388	5	2-464	443.36	6.99	6-800	500	8
6-1387	390	4	6-578	445	8	6-261	504	6.99
2-460	393.07	6.99	6-909	449	12	6-260	506	2.62
6-1374	395	12	6-835	449.5	6.99	2-389	506.81	5.33
6-209	398	8	6-1521	450	2.62	2-469	506.86	6.99
6-892	400	5	6-669	450	10	6-2065	510	3
6-458	400	12	6-1843	455	5.33	6-202	514	8
6-934	401.71	3.53	6-1674	455	6	6-394	514	8
2-282	405.26	3.53	6-530	455	8	6-1837	515	5.33
2-385	405.26	5.33	2-284	456.06	3.53	6-1170	515	5
2-461	405.26	6.99	2-387	456.06	5.33	6-775	515	10
6-938	409	6.99	2-465	456.06	6.99	6-919	515.9	6
6-1326	410	6	6-1128	460	5.34	6-1158	520	5
6-1335	412	8	6-1753	460	6.99	6-1957	522	4
6-1242	415	14.2	6-1008	463	7	6-1823	522	10
2-462	417.96	6.99	6-1072	465	5	6-529	524	10
6-1352	419.3	5.7	6-799	468	6	6-951	526	6.99
6-165	420	3.5	2-466	468.76	6.99	6-467	528	8
6-164	420	5	6-1934	469	5.33	6-262	532	7
6-173	422	2	6-2015	470	4.5	6-1838	532.18	5.33
6-215	425	6	6-827	470	10	2-390	532.21	5.33
6-1851	425.33	5.33	6-930	477	10.5	2-470	532.26	6.99
5-525	425.83	3.18	6-1219	480	4	6-179	533.4	3.18
6-1937	428	5	6-1243	480	14	6-1409	534	8
6-741	428	5.7	6-256	480.06	10	6-621	535.46	7.24
6-898	429	6	2-388	481.41	5.33	6-1608	538	6
6-734	430	12	2-467	481.46	6.99	6-1299	540	5
6-1584	430	16	6-1979	484	8.4	6-836	543.5	6.99
2-283	430.66	3.53	6-834	484.86	3.53	6-690	546	7
2-386	430.66	5.33	6-1080	485	5	6-1641	546	2.62
2-463	430.66	6.99	6-1444	490	5	6-670	550	10
6-331	431.8	7.1	6-2073	492	3.53	6-1952	555	3
6-939	434	6.99	2-468	494.16	6.99	2-391	557.61	5.33

O-ring dimension

O-ring dimension

Parker no.	Ø d mm	Cross-section d ₂	Parker no.	Ø d mm	Cross-section d ₂	Parker no.	Ø d mm	Cross-section d ₂
2-471	557.66	6.99	6-1824	623.08	5.33	6-389	723.9	6.99
6-462	558	10	6-247	624	6.99	6-267	734	6.99
6-1964	560	7	6-1262	632	6	6-1245	735	15
6-1229	564.3	6.99	2-394	633.48	5.33	6-305	736	3.53
6-709	565	7	2-474	633.48	6.99	6-1847	736	7
6-1678	571	8	6-536	635	5	6-1577	736.6	5
6-176	577.85	6.99	6-986	635	9	6-1309	740	6
6-1300	579	5	6-1716	635	10	6-228	740	10
6-626	580	8	6-235	637	10	6-1840	745	10
6-1127	580.5	3.53	6-644	638.89	5.44	6-943	748.5	7
2-392	582.68	5.33	6-1308	640	6	6-2067	750	3
2-472	582.68	6.99	6-1859	640	7	6-1079	750	5
6-1244	585	14	6-1960	645	3.53	6-1071	755	5
6-1963	587	7	6-1959	645	4	6-417	760	5
6-1953	589	3	6-381	647.7	6.99	6-303	763.01	6.99
6-817	590	10	2-395	658.88	5.33	6-1173	764	6.99
6-831	590	3.5	2-475	658.88	6.99	6-1222	770	7
6-380	594.51	7.14	6-1418	661	14	6-667	770	10
6-1844	595	5.33	6-653	664	5	6-1944	777	12
6-2023	598	7	6-645	665	5	6-1215	780	7
6-1858	602	7	6-816	670	10	6-248	783	6.99
6-233	602	8	6-1443	675	5.3	6-1956	786	4
6-1301	602	5	6-301	677	7	6-237	786	10
6-422	607	4	6-535	680	5	6-649	798	7
6-320	608	10	6-236	689	10	6-415	800	5.33
2-473	608.08	6.99	6-1742	690	8	6-2042	801	4
2-393	608.08	5.33	6-266	693.5	10.1	6-279	810	7.1
6-1220	610	4	6-1160	695	5	6-322	810	10
6-1017	613.92	6.99	6-701	695	6.99	6-1943	818	12
6-742	614	7	6-321	700	10	6-509	819	7
6-1157	615	5	5-092	701.68	6.99	6-2066	820	3
6-647	617	7	6-702	707	6.99	6-648	820	7
6-1841	618.5	2	6-668	708	10	6-268	827	7
6-265	619.5	8	6-531	710	5.33	6-1131	835.5	7
6-1528	621	8.5	6-521	716	8	6-229	837	10
6-278	622	8	6-372	720	6.99	6-190	840	12

O-ring dimension

O-ring dimension

Parker no.	Ø d mm	Cross-section d ₂
6-1130	840.5	7
6-508	849	7
6-330	850	10
6-650	853	7
6-1246	853	20
6-2009	855	10
6-1223	860	3
6-707	865	8.4
6-363	865	12
6-890	870	8
6-597	875	8
6-230	882	10
6-304	887	6.99
6-1156	890	5
6-924	900	10
6-249	910	6.99
6-335	914	5.33
6-708	929	6
6-250	936	6.99
6-409	940	10
6-269	950.5	12.06
6-302	955	12.6
6-334	960	5.33
6-527	974	7
6-232	984	10
6-460	996	7
6-534	1004	8
6-1213	1005	15
6-332	1011	5.33
6-280	1016	7
6-2124	1020	5.7
6-239	1029	10
6-333	1042	5.33
6-270	1046	7
6-393	1060	10
6-385	1071	14.4

Parker no.	Ø d mm	Cross-section d ₂
6-240	1075	10
6-271	1103	10
6-245	1154	10
6-1304	1840	5
6-1325	1865	5
6-1066	1960	10.85
6-1067	2072	10
6-1845	2324	6.99
6-1846	2350	6.99
6-984	2965	7

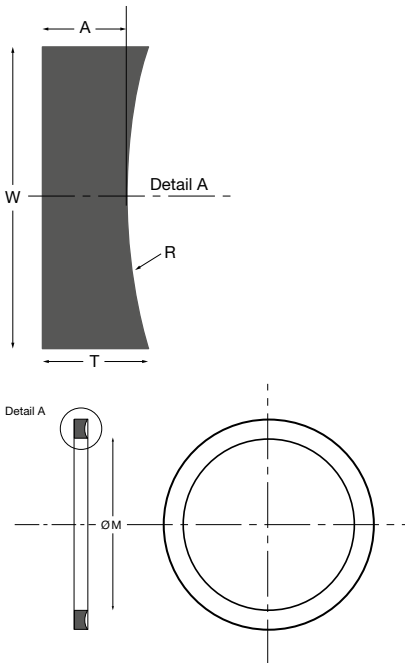
For articles printed in bold, fitting Parker Parbak® back-up rings are available from stock.

O-ring dimension

Parbak®-back-up ring 8-xxx sizes

Parbak® Back-up rings prevent extrusion in high-pressure applications, help to maintain the lubricant film and thus prolong the service life of O-rings.

Developed primarily for service in hydraulic fluids at 40 °C to 120 °C, Parker's standard Parbak® N0300-90 compound provide the maximum benefits in back-up ring service. Compounds for use in other fluids and for temperatures up to 200 °C are available on request. Parbak® Back-up rings will stretch up to 50 %, and are quickly and easily installed. Advantages of the contour design are obtained regardless of how Parbak® Back-up rings are installed — they may be installed, toward or away from the O-ring.



Parbak®-back-up ring 8-xxx sizes

Parker no.	M (mm)	W ^{+0.08} (mm)	Parker no.	M (mm)	W ^{+0.08} (mm)	Parker no.	M (mm)	W ^{+0.08} (mm)
8-004	2.44	1.35	8-040	73.48	1.35	8-127	36.98	2.18
8-005	3.23	1.35	8-041	76.66	1.35	8-128	38.56	2.18
8-006	3.56	1.35	8-042	83.01	1.35	8-129	40.16	2.18
8-007	4.34	1.35	8-043	89.36	1.35	8-130	41.73	2.18
8-008	5.13	1.35	8-044	95.71	1.35	8-131	43.33	2.18
8-009	5.94	1.35	8-045	102.06	1.35	8-132	44.91	2.18
8-010	6.73	1.35	8-046	108.41	1.35	8-133	46.51	2.18
8-011	8.31	1.35	8-047	114.76	1.35	8-134	48.08	2.18
8-012	9.91	1.35	8-048	121.11	1.35	8-135	49.68	2.18
8-013	11.56	1.35	8-049	127.46	1.35	8-136	51.26	2.18
8-014	13.16	1.35	8-050	133.81	1.35	8-137	52.86	2.18
8-015	14.73	1.35	8-102	1.96	2.18	8-138	54.43	2.18
8-016	16.33	1.35	8-103	2.77	2.18	8-139	56.03	2.18
8-017	17.91	1.35	8-104	3.56	2.18	8-140	57.61	2.18
8-018	19.51	1.35	8-105	4.34	2.18	8-141	59.21	2.18
8-019	21.08	1.35	8-106	5.13	2.18	8-142	60.78	2.18
8-020	22.68	1.35	8-107	5.94	2.18	8-143	62.38	2.18
8-021	24.26	1.35	8-108	6.73	2.18	8-144	63.96	2.18
8-022	25.86	1.35	8-109	8.31	2.18	8-145	65.56	2.18
8-023	27.43	1.35	8-110	9.91	2.18	8-146	67.13	2.18
8-024	29.03	1.35	8-111	11.48	2.18	8-147	68.73	2.18
8-025	30.61	1.35	8-112	13.08	2.18	8-148	70.31	2.18
8-026	32.21	1.35	8-113	14.66	2.18	8-149	71.91	2.18
8-027	33.78	1.35	8-114	16.26	2.18	8-150	73.48	2.18
8-028	35.38	1.35	8-115	17.83	2.18	8-151	76.66	2.18
8-029	38.56	1.35	8-116	19.43	2.18	8-152	83.01	2.18
8-030	41.73	1.35	8-117	21.11	2.18	8-153	89.36	2.18
8-031	44.91	1.35	8-118	22.68	2.18	8-154	95.71	2.18
8-032	48.08	1.35	8-119	24.28	2.18	8-155	102.06	2.18
8-033	51.26	1.35	8-120	25.86	2.18	8-156	108.41	2.18
8-034	54.43	1.35	8-121	27.46	2.18	8-157	114.76	2.18
8-035	57.61	1.35	8-122	29.03	2.18	8-158	121.11	2.18
8-036	60.78	1.35	8-123	30.63	2.18	8-159	127.46	2.18
8-037	63.96	1.35	8-124	32.21	2.18	8-160	133.81	2.18
8-038	67.13	1.35	8-125	33.81	2.18	8-161	140.16	2.18
8-039	70.31	1.35	8-126	35.38	2.18	8-162	146.51	2.18

Parbak®-back-up ring
8-xxx sizes

Parbak®-back-up ring 8-xxx sizes

Parker no.	M (mm)	W ^{+0.08} (mm)	Parker no.	M (mm)	W ^{+0.1} (mm)	Parker no.	M (mm)	W ^{+0.1} (mm)
8-163	152.86	2.18	8-201	5.13	3	8-237	85.88	3
8-164	159.21	2.18	8-202	6.73	3	8-238	89.05	3
8-165	165.56	2.18	8-203	8.3	3	8-239	92.23	3
8-166	171.91	2.18	8-204	9.9	3	8-240	95.4	3
8-167	178.26	2.18	8-205	11.56	3	8-241	98.58	3
8-168	184.61	2.18	8-206	13.16	3	8-242	101.75	3
8-169	190.96	2.18	8-207	14.73	3	8-243	104.93	3
8-170	197.31	2.18	8-208	16.33	3	8-244	108.1	3
8-171	203.66	2.18	8-209	17.9	3	8-245	111.28	3
8-172	210.01	2.18	8-210	19.46	3	8-246	114.45	3
8-173	216.36	2.18	8-211	21.03	3	8-247	117.63	3
8-174	222.71	2.18	8-212	22.63	3	8-248	121.11	3
8-175	229.06	2.18	8-213	24.21	3	8-249	124.28	3
8-176	235.41	2.18	8-214	25.81	3	8-250	127.46	3
8-177	241.76	2.18	8-215	27.38	3	8-251	130.63	3
8-178	248.11	2.18	8-216	28.98	3	8-252	133.81	3
			8-217	30.56	3	8-253	136.98	3
			8-218	32.16	3	8-254	140.16	3
			8-219	33.88	3	8-255	143.33	3
			8-220	35.48	3	8-256	146.51	3
			8-221	37.06	3	8-257	149.68	3
			8-222	38.66	3	8-258	152.86	3
			8-223	41.83	3	8-259	159.21	3
			8-224	45.01	3	8-260	165.56	3
			8-225	48.18	3	8-261	171.91	3
			8-226	51.36	3	8-262	178.26	3
			8-227	54.53	3	8-263	184.61	3
			8-228	57.71	3	8-264	190.96	3
			8-229	60.88	3	8-265	197.31	3
			8-230	64.06	3	8-266	203.66	3
			8-231	66.83	3	8-267	210.01	3
			8-232	70	3	8-268	216.36	3
			8-233	73.18	3	8-269	222.71	3
			8-234	76.35	3	8-270	229.06	3
			8-235	79.53	3	8-271	235.41	3
			8-236	82.7	3	8-272	241.76	3

Parbak®-back-up ring 8-xxx sizes

Parker no.	M (mm)	W ^{+0.1} (mm)
8-273	248.11	3
8-274	254.46	3
8-275	267.16	3
8-276	279.86	3
8-277	292.56	3
8-278	305.26	3
8-279	330.66	3
8-280	356.05	3
8-281	381.46	3
8-282	406.12	3
8-283	431.52	3
8-284	456.92	3

Parker no.	M (mm)	W ^{+0.13} (mm)
8-309	11.43	4.65
8-310	13.03	4.65
8-311	14.6	4.65
8-312	16.2	4.65
8-313	17.78	4.65
8-314	19.38	4.65
8-315	20.96	4.65
8-316	22.56	4.65
8-317	24.13	4.65
8-318	25.73	4.65
8-319	27.31	4.65
8-320	28.91	4.65
8-321	30.42	4.65
8-322	32.08	4.65
8-323	33.43	4.65
8-324	35.26	4.65
8-325	38.43	4.65
8-326	41.61	4.65
8-327	44.78	4.65
8-328	47.96	4.65
8-329	51.13	4.65
8-330	54.31	4.65
8-331	57.61	4.65
8-332	60.78	4.65
8-333	63.96	4.65
8-334	67.13	4.65
8-335	70.31	4.65
8-336	73.48	4.65
8-337	76.66	4.65
8-338	79.83	4.65
8-339	83.13	4.65
8-340	86.31	4.65
8-341	89.48	4.65
8-342	92.66	4.65
8-343	95.83	4.65
8-344	99.01	4.65

Parker no.	M (mm)	W ^{+0.13} (mm)
8-345	102.31	4.65
8-346	105.49	4.65
8-347	108.66	4.65
8-348	111.84	4.65
8-349	115.01	4.65
8-350	118.19	4.65
8-351	121.36	4.65
8-352	124.54	4.65
8-353	127.71	4.65
8-354	130.89	4.65
8-355	134.09	4.65
8-356	137.24	4.65
8-357	140.41	4.65
8-358	143.59	4.65
8-359	146.76	4.65
8-360	149.94	4.65
8-361	153.11	4.65
8-362	159.46	4.65
8-363	165.81	4.65
8-364	172.16	4.65
8-365	178.51	4.65
8-366	184.86	4.65
8-367	191.21	4.65
8-368	197.56	4.65
8-369	203.91	4.65
8-370	210.26	4.65
8-371	216.61	4.65
8-372	222.96	4.65
8-373	229.31	4.65
8-374	235.66	4.65
8-375	242.01	4.65
8-376	248.36	4.65
8-377	254.71	4.65
8-378	267.41	4.65
8-379	280.11	4.65
8-380	292.81	4.65

Parbak®-back-up ring
8-xxx sizes



Parbak®-back-up ring 8-xxx sizes

Parker no.	M (mm)	W ^{+0.13} (mm)	Parker no.	M (mm)	W ^{+0.15} (mm)	Parker no.	M (mm)	W ^{+0.15} (mm)
8-381	305.51	4.65	8-425	115.6	5.99	8-461	406.5	5.99
8-382	330.91	4.65	8-426	118.77	5.99	8-462	419.2	5.99
8-383	356.31	4.65	8-427	121.95	5.99	8-463	431.9	5.99
8-384	381.71	4.65	8-428	125.2	5.99	8-464	444.6	5.99
8-385	406.6	4.65	8-429	128.3	5.99	8-465	457.3	5.99
8-386	432	4.65	8-430	131.47	5.99	8-466	470	5.99
8-387	457.4	4.65	8-431	134.65	5.99	8-467	482.7	5.99
8-388	482.75	4.65	8-432	137.82	5.99	8-468	495.4	5.99
8-389	508.15	4.65	8-433	141	5.99	8-469	508.1	5.99
8-390	533.55	4.65	8-434	144.17	5.99	8-470	533.5	5.99
8-391	558.95	4.65	8-435	147.35	5.99	8-471	558.9	5.99
8-392	584.02	4.65	8-436	150.52	5.99	8-472	584.3	5.99
8-393	609.42	4.65	8-437	153.7	5.99	8-473	609.7	5.99
8-394	634.82	4.65	8-438	159.36	5.99	8-474	635.1	5.99
8-395	660.22	4.65	8-439	165.71	5.99	8-475	660.5	5.99
			8-440	172.06	5.99			
			8-441	178.41	5.99			
			8-442	184.76	5.99			
			8-443	191.11	5.99			
			8-444	197.46	5.99			
			8-445	203.81	5.99			
			8-446	216.51	5.99			
			8-447	229.21	5.99			
			8-448	241.91	5.99			
			8-449	254.61	5.99			
			8-450	267.31	5.99			
			8-451	280.01	5.99			
			8-452	292.71	5.99			
			8-453	305.41	5.99			
			8-454	318.11	5.99			
			8-455	330.81	5.99			
			8-456	343.51	5.99			
			8-457	356.21	5.99			
			8-458	368.91	5.99			
			8-459	381.61	5.99			
			8-460	394.31	5.99			

Parbak®-back-up ring 8-xxx sizes

Other dimensions			
Parker no.	R (mm)	T (mm)	A (mm)
004-050	2.21	1.24	1.14
102-178	3.28	1.35	1.14
201-284	4.42	1.27	1.02
309-395	6.65	1.93	1.52
425-475	8.74	2.97	2.44

Size tolerances	
Parker no.	A ± mm
004-284	0.08
309-325	0.10
425-475	0.13

Size tolerances	
Parker no.	M ±
004-009	0.15 mm
009-012	0.18 mm
012-019	0.23 mm
020-029	1.00 %
030-041	0.86 %
042-050	0.78 %
102-107	0.15 mm
108-110	0.18 mm
111-117	0.25 mm
118-128	1.10 %
129-151	0.95 %
152-164	0.78 %
165-178	0.74 %
201-204	0.18 mm
204-211	0.25 mm
212-227	1.10 %
228-235	0.90 %
236-259	0.78 %
260-277	0.74 %
278-284	0.67 %
309-315	0.25 mm
316-325	1.10 %
326-338	0.95 %
339-362	0.78 %
363-380	0.74 %
381-395	0.67 %
425-438	0.78 %
439-452	0.74 %
453-475	0.67 %

Parker-Prädifa worldwide

Europe, Middle East, Africa

AE – United Arab Emirates, Dubai
Tel: +971 4 8127100
parker.me@parker.com

AT – Austria, Wiener Neustadt
Tel: +43 (0)2622 23501-0
parker.austria@parker.com

AT – Eastern Europe, Wiener Neustadt
Tel: +43 (0)2622 23501 900
parker.easteurope@parker.com

AZ – Azerbaijan, Baku
Tel: +994 50 2233 458
parker.azerbaijan@parker.com

BE/LU – Belgium, Nivelles
Tel: +32 (0)67 280 900
parker.belgium@parker.com

BG – Bulgaria, Sofia
Tel: +359 2 980 1344
parker.bulgaria@parker.com

BY – Belarus, Minsk
Tel: +48 (0)22 573 24 00
parker.poland@parker.com

CH – Switzerland, Etoy
Tel: +41 (0)21 821 87 00
parker.switzerland@parker.com

CZ – Czech Republic, Klecany
Tel: +420 284 083 111
parker.czechrepublic@parker.com

DE – Germany, Kaarst
Tel: +49 (0)2131 4016 0
parker.germany@parker.com

DK – Denmark, Ballerup
Tel: +45 43 56 04 00
parker.denmark@parker.com

ES – Spain, Madrid
Tel: +34 902 330 001
parker.spain@parker.com

FI – Finland, Vantaa
Tel: +358 (0)20 753 2500
parker.finland@parker.com

FR – France, Contamine s/Arve
Tel: +33 (0)4 50 25 80 25
parker.france@parker.com

GR – Greece, Piraeus
Tel: +30 210 933 6450
parker.greece@parker.com

HU – Hungary, Budaörs
Tel: +36 23 885 470
parker.hungary@parker.com

IE – Ireland, Dublin
Tel: +353 (0)1 466 6370
parker.ireland@parker.com

IL – Israel
Tel: +39 02 45 19 21
parker.israel@parker.com

IT – Italy, Corsico (MI)
Tel: +39 02 45 19 21
parker.italy@parker.com

KZ – Kazakhstan, Almaty
Tel: +7 7273 561 000
parker.easteurope@parker.com

NL – The Netherlands, Oldenzaal
Tel: +31 (0)541 585 000
parker.nl@parker.com

NO – Norway, Asker
Tel: +47 66 75 34 00
parker.norway@parker.com

PL – Poland, Warsaw
Tel: +48 (0)22 573 24 00
parker.poland@parker.com

PT – Portugal
Tel: +351 22 999 7360
parker.portugal@parker.com

RO – Romania, Bucharest
Tel: +40 21 252 1382
parker.romania@parker.com

RU – Russia, Moscow
Tel: +7 495 645-2156
parker.russia@parker.com

SE – Sweden, Spånga
Tel: +46 (0)8 59 79 50 00
parker.sweden@parker.com

SK – Slovakia, Banská Bystrica
Tel: +421 484 162 252
parker.slovakia@parker.com

SL – Slovenia, Novo Mesto
Tel: +386 7 337 6650
parker.slovenia@parker.com

TR – Turkey, Istanbul
Tel: +90 216 4997081
parker.turkey@parker.com

UA – Ukraine, Kiev
Tel: +48 (0)22 573 24 00
parker.poland@parker.com

UK – United Kingdom, Warwick
Tel: +44 (0)1926 317 878
parker.uk@parker.com

ZA – South Africa, Kempton Park
Tel: +27 (0)11 961 0700
parker.southafrica@parker.com

North America

CA – Canada, Milton, Ontario
Tel: +1 905 693 3000

US – USA, Cleveland
Tel: +1 216 896 3000

Asia Pacific

AU – Australia, Castle Hill
Tel: +61 (0)2-9634 7777

CN – China, Shanghai
Tel: +86 21 2899 5000

HK – Hong Kong
Tel: +852 2428 8008

IN – India, Mumbai
Tel: +91 22 6513 7081-85

JP – Japan, Tokyo
Tel: +81 (0)3 6408 3901

KR – South Korea, Seoul
Tel: +82 2 559 0400

MY – Malaysia, Shah Alam
Tel: +60 3 7849 0800

NZ – New Zealand, Mt Wellington
Tel: +64 9 574 1744

SG – Singapore
Tel: +65 6887 6300

TH – Thailand, Bangkok
Tel: +662 186 7000

TW – Taiwan, Taipei
Tel: +886 2 2298 8987

South America

AR – Argentina, Buenos Aires
Tel: +54 3327 44 4129

BR – Brazil, Sao Jose dos Campos
Tel: +55 800 727 5374

CL – Chile, Santiago
Tel: +56 2 623 1216

MX – Mexico, Toluca
Tel: +52 72 2275 4200