

CABLES FOR SERVO DRIVES



**WARNING – USER RESPONSIBILITY**

FAILURE OR IMPROPER SELECTION OR IMPROPER USE OF THE PRODUCTS DESCRIBED HEREIN OR RELATED ITEMS CAN CAUSE DEATH, PERSONAL INJURY AND PROPERTY DAMAGE.

- This document and other information from Parker-Hannifin Corporation, its subsidiaries and authorized distributors provide product or system options for further investigation by users having technical expertise.
- The user, through its own analysis and testing, is solely responsible for making the final selection of the system and components and assuring that all performance, endurance, maintenance, safety and warning requirements of the application are met. The user must analyze all aspects of the application, follow applicable industry standards, and follow the information concerning the product in the current product catalog and in any other materials provided from Parker or its subsidiaries or authorized distributors.
- To the extent that Parker or its subsidiaries or authorized distributors provide component or system options based upon data or specifications provided by the user, the user is responsible for determining that such data and specifications are suitable and sufficient for all applications and reasonably foreseeable uses of the components or systems.

Table of Contents

Order Code	4
Technical Data	5
Motor Power Cables	5
DSL Cables	5
Feedback Cables.....	5
Drawings and Pin Assignment.....	6
Motor Power Cables	6
CBM007HB-C01-D01-xxxx-00	6
CBM007HB-C01-D02-xxxx-00	6
CBM015HB-C02-D01-xxxx-00	6
CBM015HB-C02-D02-xxxx-00	6
CBM015HB-C04-D01-xxxx-00	7
CBM015HB-C04-D02-xxxx-00	7
CBM015HB-T02-D01-xxxx-00	7
CBM015HB-T02-D02-xxxx-00.....	7
CBM025HB-C02-D01-xxxx-00	8
CBM025HB-C02-D02-xxxx-00.....	8
CBM025HB-C04-D01-xxxx-00	8
CBM025HB-C04-D02-xxxx-00	9
CBM025HB-T02-D01-xxxx-00	9
CBM040HB-C02-D02-xxxx-00.....	9
CBM060HB-T02-D01-xxxx-00	9
CBM100HB-T02-D01-xxxx-00.....	9
DSL Cables	10
CBM007HD-C11-D01-xxxx-00.....	10
CBM007HD-C11-D02-xxxx-00	10
CBM007HD-C12-D01-xxxx-00	10
CBM007HD-C12-D02-xxxx-00	11
CBM015HD-C12-D01-xxxx-00.....	11
CBM015HD-C12-D02-xxxx-00	11
CBM025HD-C12-D01-xxxx-00	12
CBM025HD-C12-D02-xxxx-00	12
CBM040HD-C12-D01-xxxx-00	12
CBM040HD-C12-D02-xxxx-00	13
CBM040HD-C13-D01-xxxx-00	13
CBM060HD-C13-D01-xxxx-00	13
Feedback Cables.....	14
CBFRE0H0-C06-D03-xxxx-00	14
CBFRE0H0-C06-D05-xxxx-00	14
CBFRE0H0-C07-D03-xxxx-00	14
CBFRE0H0-C07-D05-xxxx-00	15
CBFRE0H0-C14-D03-xxxx-00	15
CBFRE0H0-C14-D05-xxxx-00	15



If you have questions about the products contained in this catalog, or their applications, please contact:
Parker Hannifin EMEA Sàrl European Headquarters
parker.com/msgc

ORDER CODE

	1	2	3	4	5	6	7	8				
Order example	CBM	015	H	B	-	C01	-	D01	-	0050	-	00
Type												
CBM	Motor cable											
CBF	Feedback cable											
Cross section motor cable / Feedback type												
007	0.75 mm ²											
015	1.5 mm ²											
025	2.5 mm ²											
040	4.0 mm ²											
060	6.0 mm ²											
RE0	Resolver											
Raw cable												
S	Standard											
H	Highflex											
T	High Temperature (for ATEX Motors)											
Equipment Type												
0	Standard											
B	With brake											
D	With brake & DSL											
Type of motor connector												
C01	SMH Motor Power – M15											
C02	SMH or MH – M23											
C04	NX Motor Power – M23											
C06	SMH or MH Motor Resolver – M23											
C07	NX2-8 – Resolver Connector – M23											
C11	M15 Hiperface DSL Feedback+Power											
C12	M23 Hiperface DSL Feedback +Power –SMH, NX											
C13	M40 Hiperface DSL Feedback +Power – MH											
C14	SMH Motor Resolver – M15											
T02	SMx82-100-115 & MB105-205 Motor Power - Terminal Box											
T03	EX/EY Motor Power with Hiperface DSL – Terminal Box											
T04	EX Motor Power – Terminal Box											
Type of drive connector												
D01	PSD1S, PSD1M18, C3											
D02	PSD1MW1-3 (w/o PSD1MW18)											
D03	PSD1S or PSD1M – Resolver/... Feedback											
D05	C3 (Compax3) – Resolver Feedback											
Length												
0030	3 m											
0050	5 m											
0070	7 m											
0100	10 m											
0150	15 m											
0200	20 m											
...	...											
Customization/Special												
00	Standard											

TECHNICAL DATA

Motor Power Cables

	CBM015HB (4G1.5 + (2x1.5)C)C	CBM025HB (4G2.5 + (2x1.5)C)C	CBM040HB (4G4 + (2x1.5)C)C	CBM060HB (4G6 + (2x1.5)C)C
Min bending radius, static	58 mm	67 mm	74 mm	83.5 mm
Min bending radius, dynamic	87 mm	100.5 mm	111 mm	125.25 mm
Min bending cycles	10 Mio.			
Maximum acceleration	50 m/s ²			
Maximum speed	300 m/min			
Diameter	11.6 mm	13.4 mm	14.8 mm	16.7 mm
Outer sheath	PUR Orange RAL 2003			
Insulation	Polyolefin			
Halogen free	yes			
Temperature range, operating	-30 ... 80 °C			
Temperature range, storage	-50 ... 80 °C			
Oil resistance	EN 50363-10-2			
Flame retardant	IEC/EN 60332-1-2; FT1; UL 1581			
Rated voltage UO/U	0.6/1 kV			

DSL Cables

	CBM007HD (4G0.75+(2x0.34)H2 +(2xAWG26)H2H)H2	CBM015HD (4G1.5+(2x0.75)H2 +(2xAWG22)H2H)H2	CBM025HD (4G2.5+(2x1)H2+ (2xAWG22)H2H)H2	CBM040HD (4G4+(2x1)H2+ (2xAWG22)H2H)H2	CBM060HD (4G6+(2x1)H2+ (2xAWG22)H2H)H2
Min bending radius, static	53 mm	66 mm	71.5 mm	80 mm	90.5 mm
Min bending radius, dynamic	74.2 mm	99 mm	107.25 mm	120 mm	135.75 mm
Min bending cycles	5 Mio.				
Maximum acceleration	50 m/s ²	50 m/s ²	50 m/s ²	30 m/s ²	50 m/s ²
Maximum speed	300 m/min				
Diameter	10.6 mm	13.2 mm	14.3 mm	16 mm	18.1 mm
Outer sheath	PUR Orange RAL 2003				
Insulation	Polyolefin				
Halogen free	yes				
Temperature range, operating	-40 ... 80 °C				
Temperature range, storage	-40 ... 80 °C				
Oil resistance	EN 50363-10-2				
Flame retardant	IEC/EN 60332-1-2; FT1; UL 1581				
Rated voltage UO/U	0.6/1 kV				
Test voltage	3 kV				

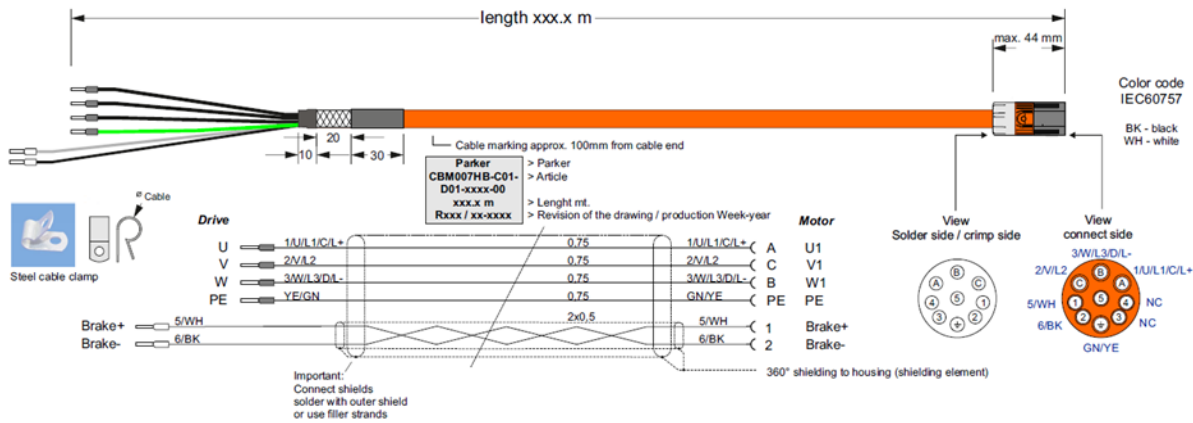
Feedback Cables

	CBFRE0H0 (3x(2x0.14)C+2x(0.5)C)C
Min bending radius, dynamic	83 mm
Min bending cycles	5 Mio.
Maximum acceleration	20 m/s ²
Maximum speed	240 m/min
Diameter	8.3 mm
Outer sheath	PUR Green RAL 6018
Insulation	TPE-E
Halogen free	yes
Temperature range, operating	-30 ... 80 °C
Temperature range, storage	-40 ... 80 °C
Oil resistance	EN 50363-10-2
Flame retardant	IEC/EN 60332-1-2; FT1; UL 1581
Rated voltage UO/U	30 V
Test voltage	1.5 kV

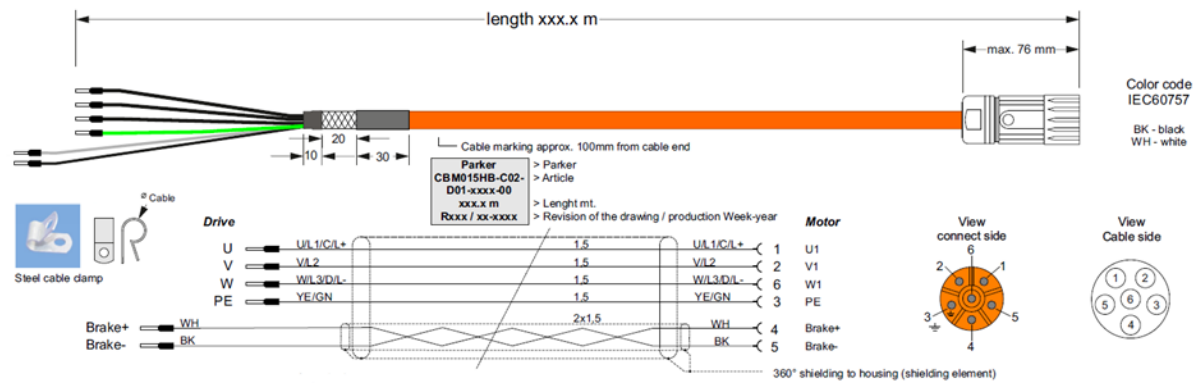
DRAWINGS AND PIN ASSIGNMENT

Motor Power Cables

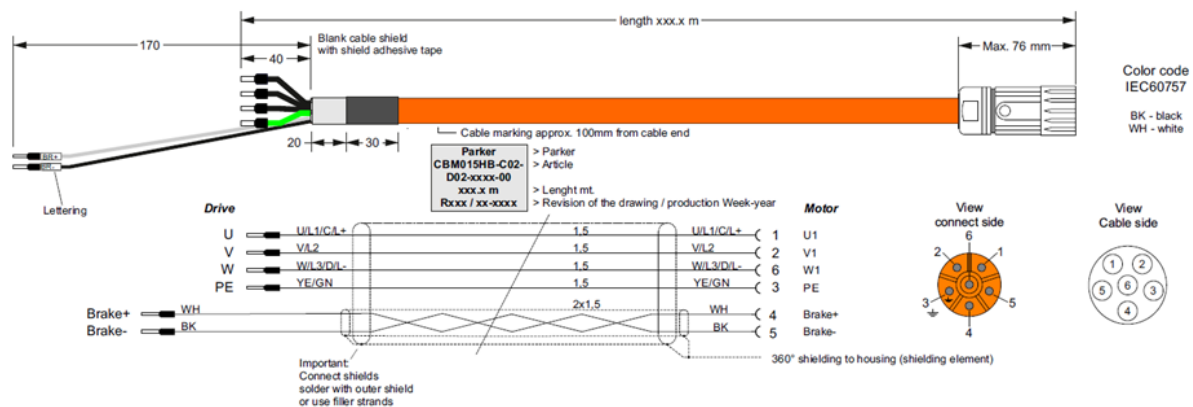
CBM007HB-C01-D01-xxxx-00

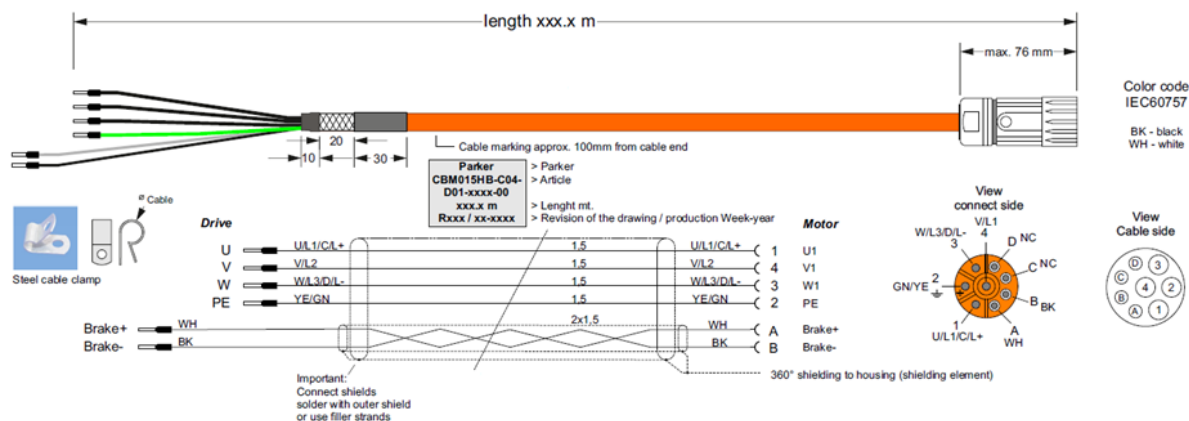
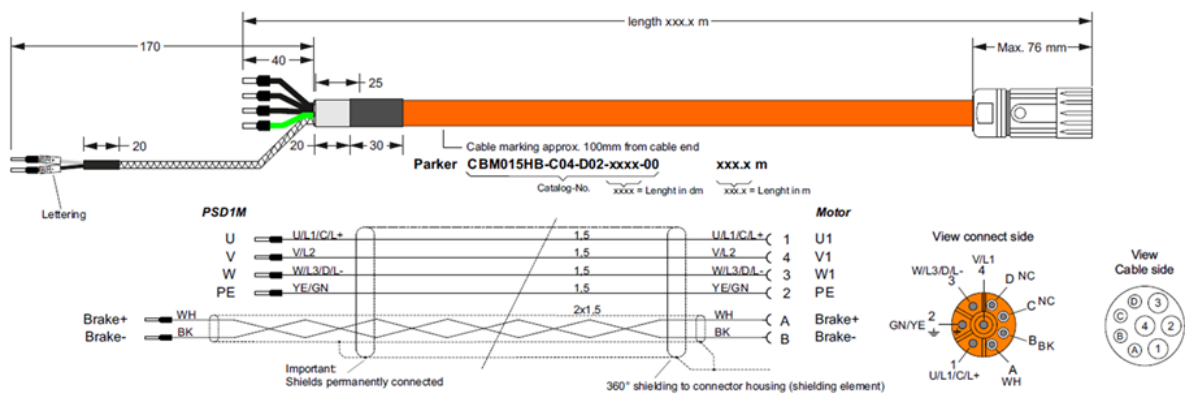
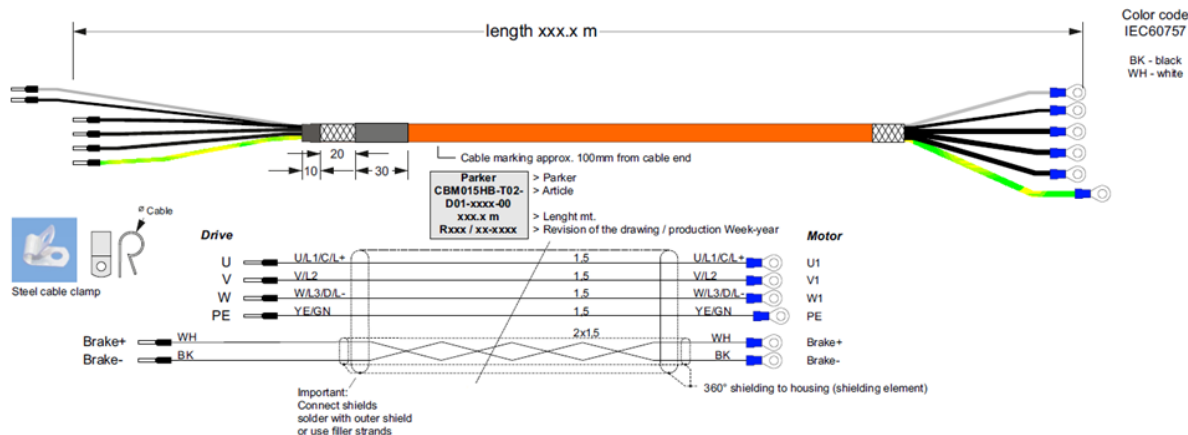


CBM015HB-C02-D01-xxxx-00

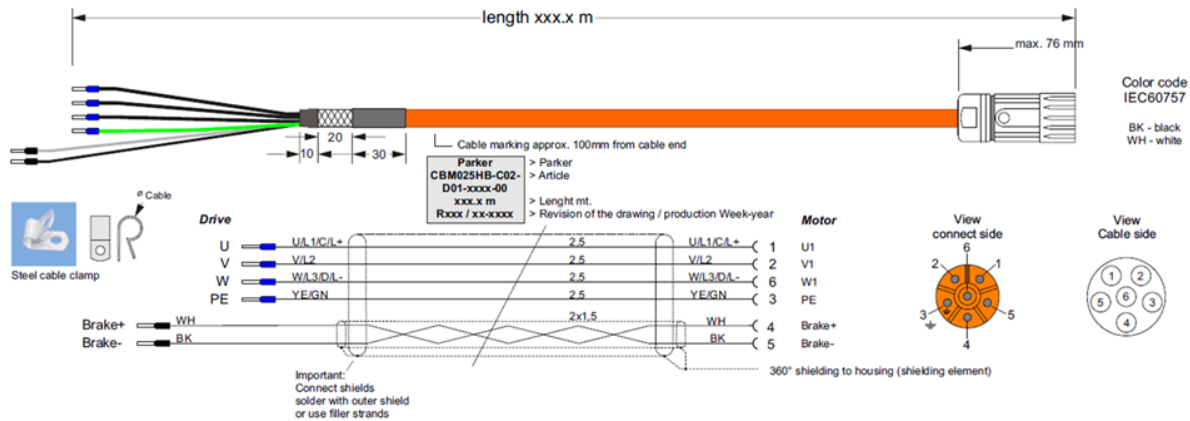


CBM015HB-C02-D01-xxxx-00

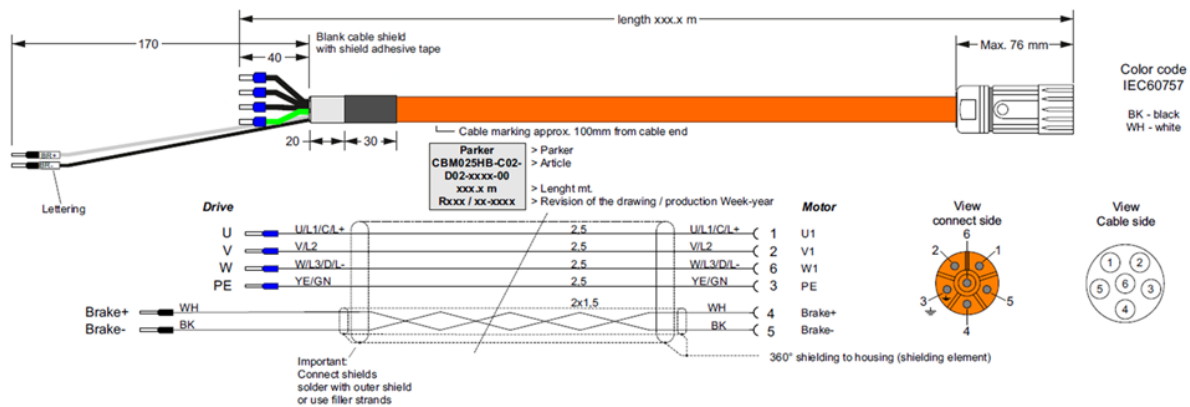


CBM015HB-C04-D01-xxxx-00

CBM015HB-C04-D02-xxxx-00

CBM015HB-T02-D01-xxxx-00


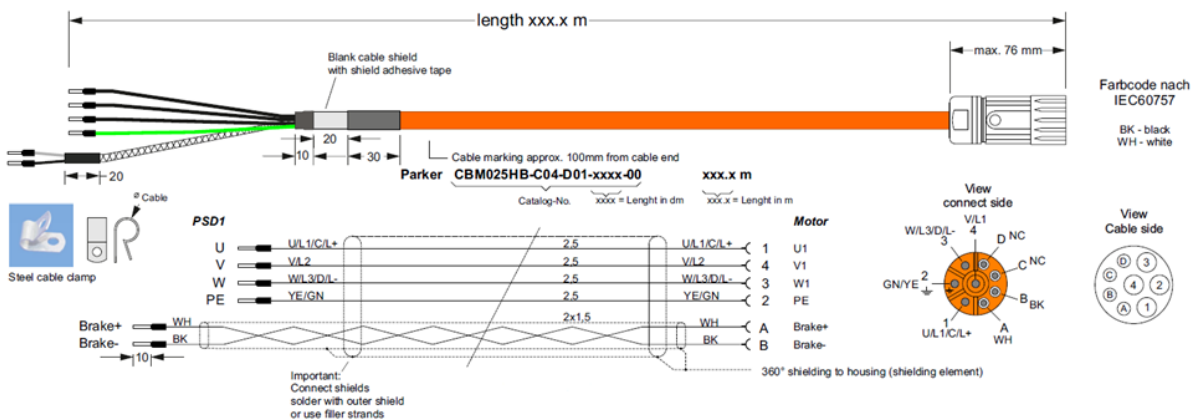
CBM025HB-C02-D01-xxxx-00



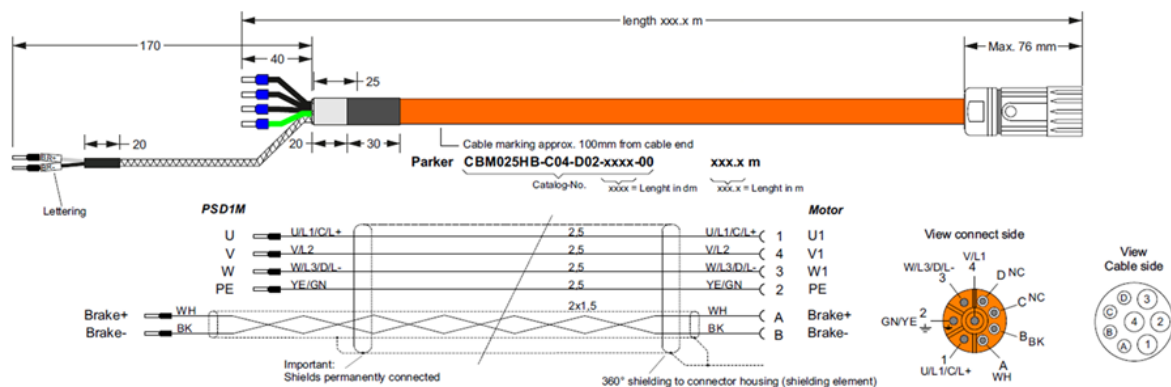
CBM025HB-C02-D02-xxxx-00



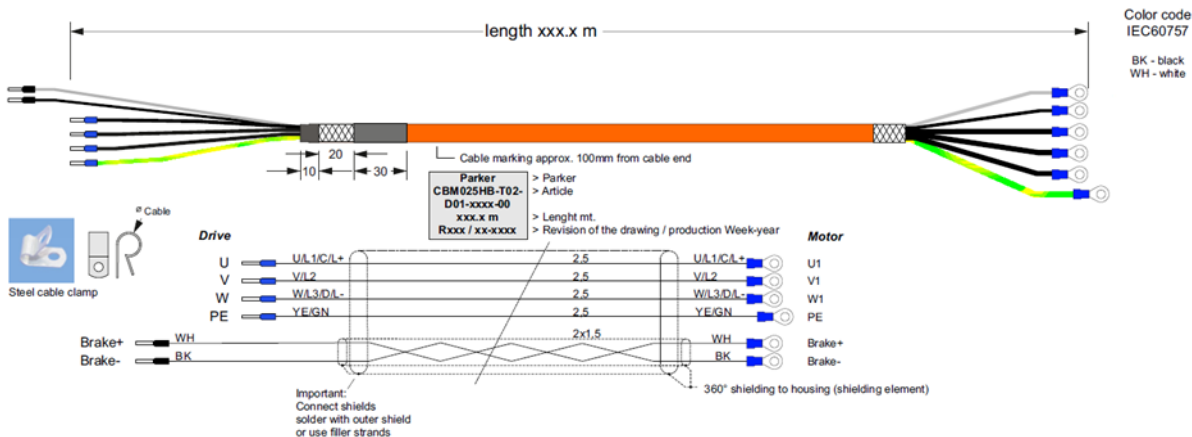
CBM025HB-C04-D01-xxxx-00



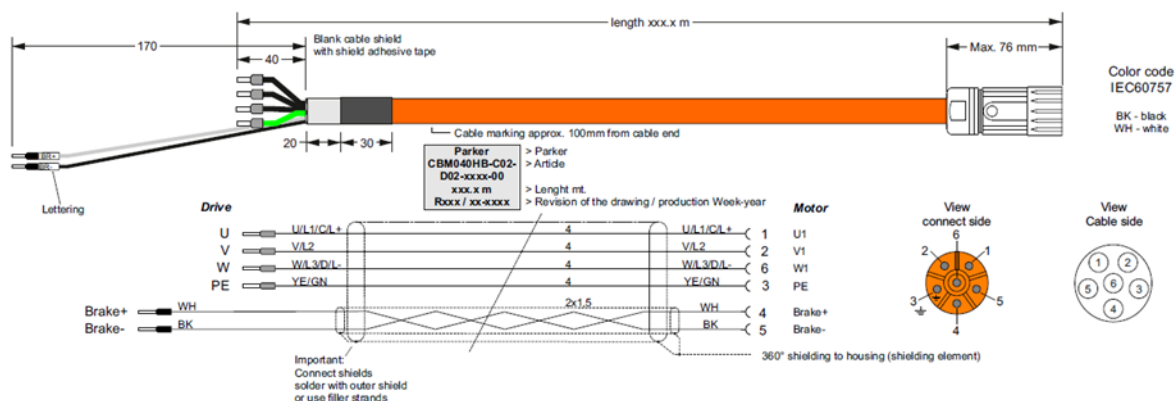
CBM025HB-C04-D02-xxxx-00



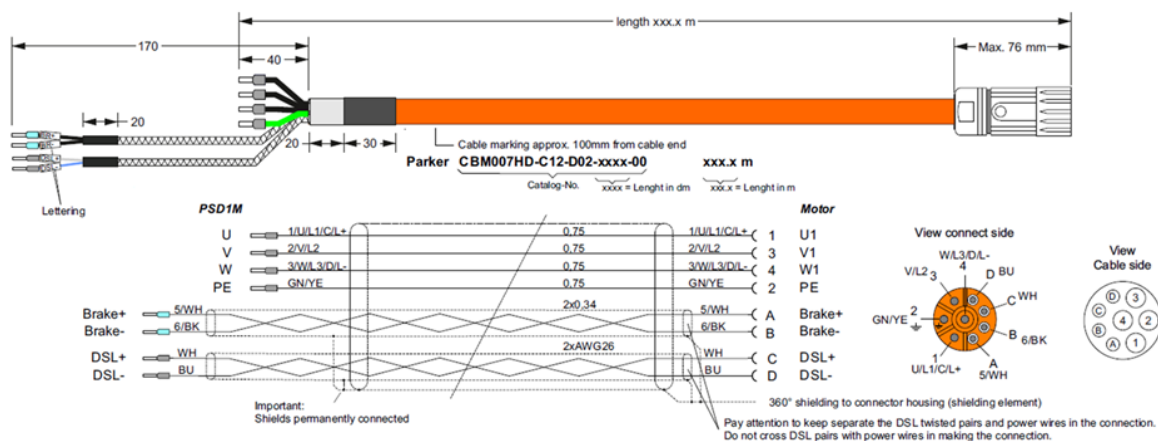
CBM025HB-T02-D01-xxxx-00



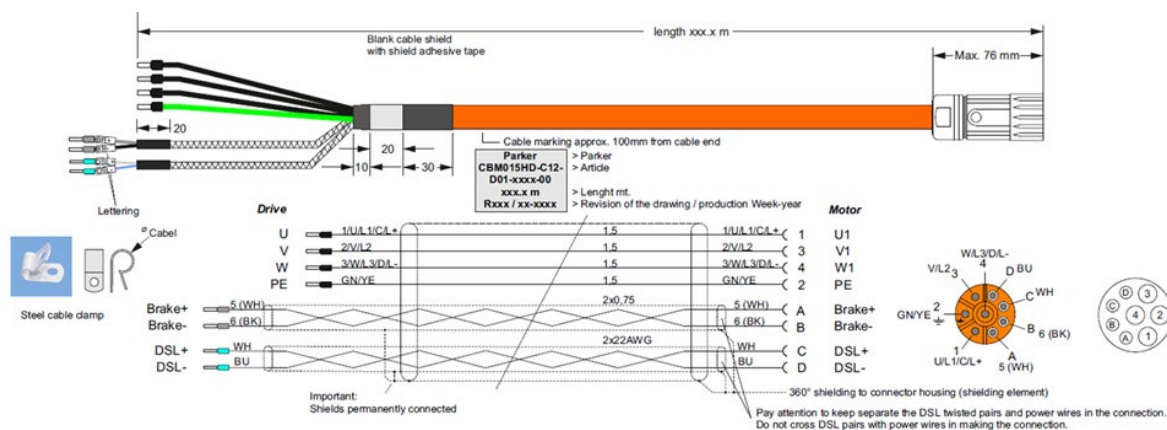
CBM040HB-C02-D02-xxxx-00



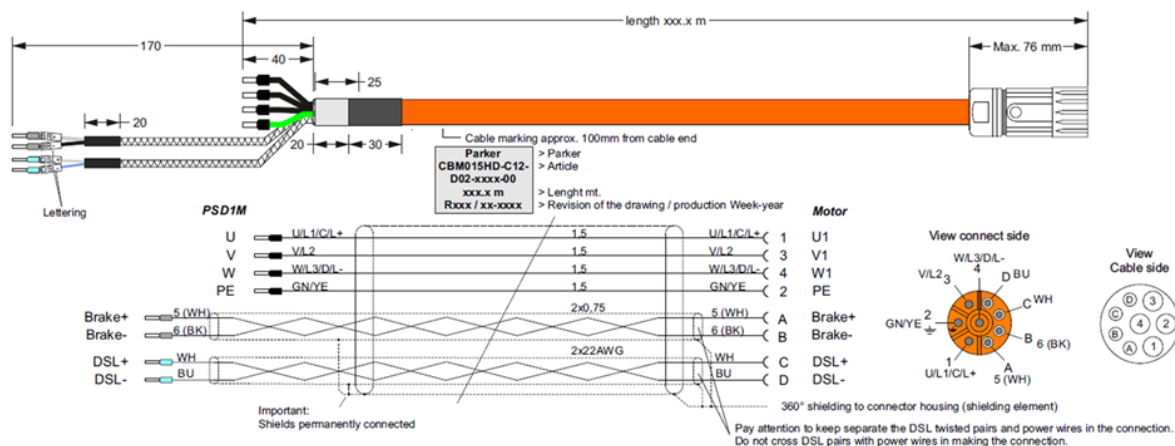
CBM007HD-C12-D02-xxxx-00



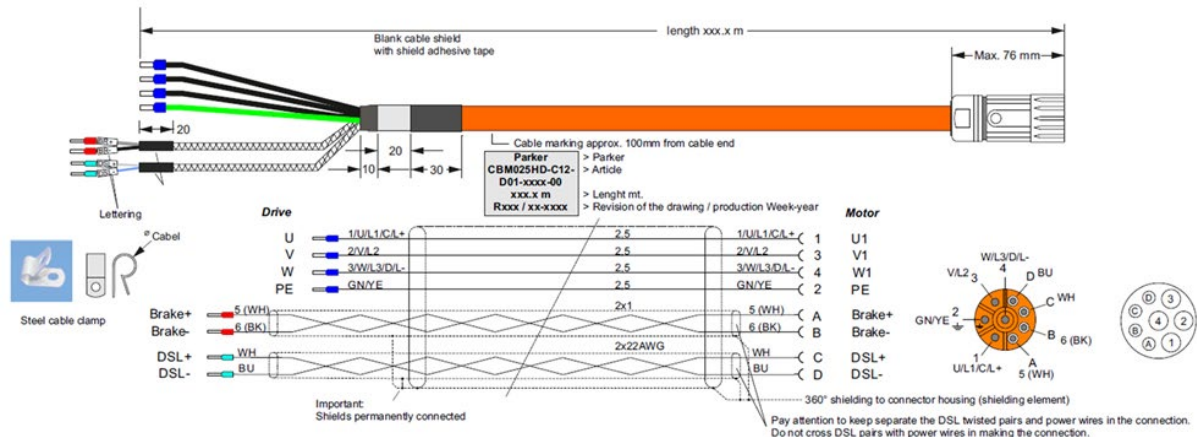
CBM015HD-C12-D01-xxxx-00



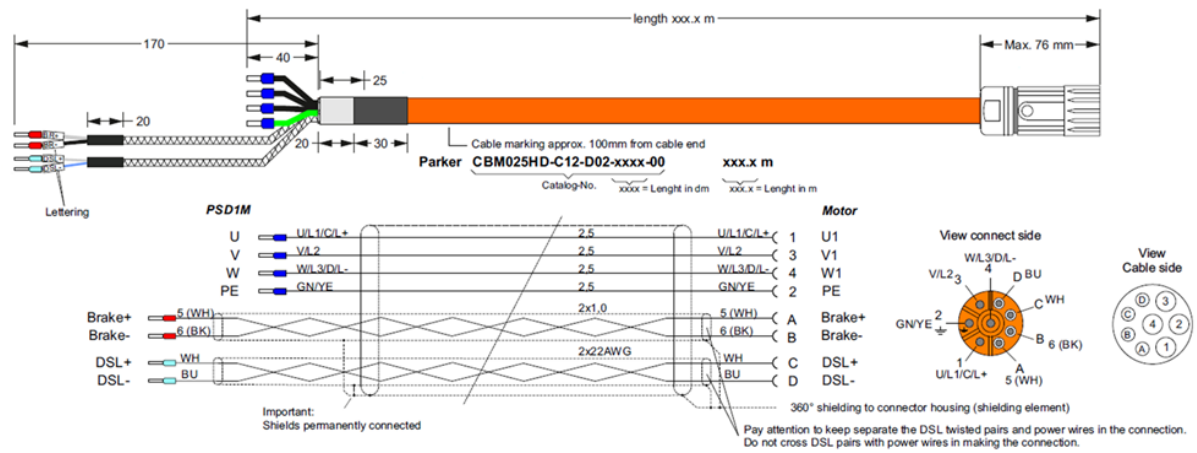
CBM015HD-C12-D02-xxxx-00



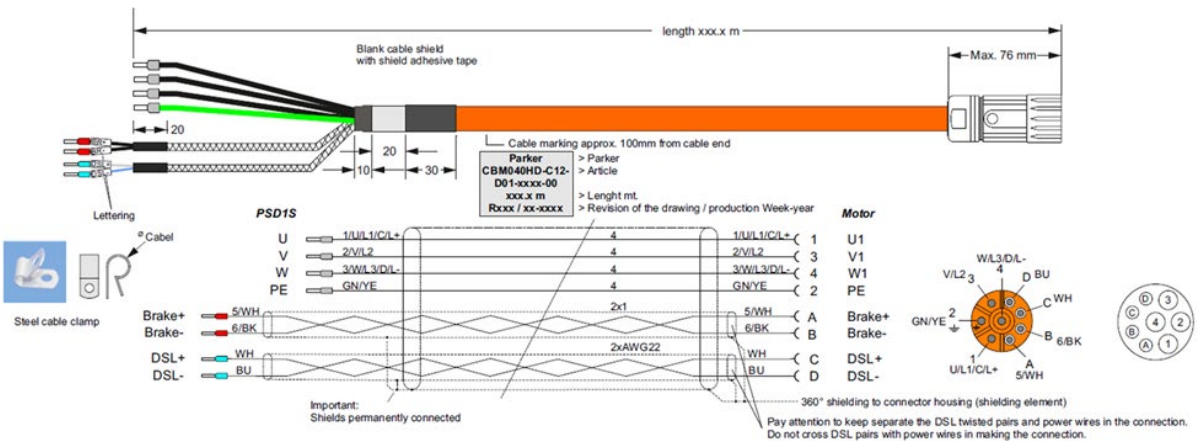
CBM025HD-C12-D01-xxxx-00



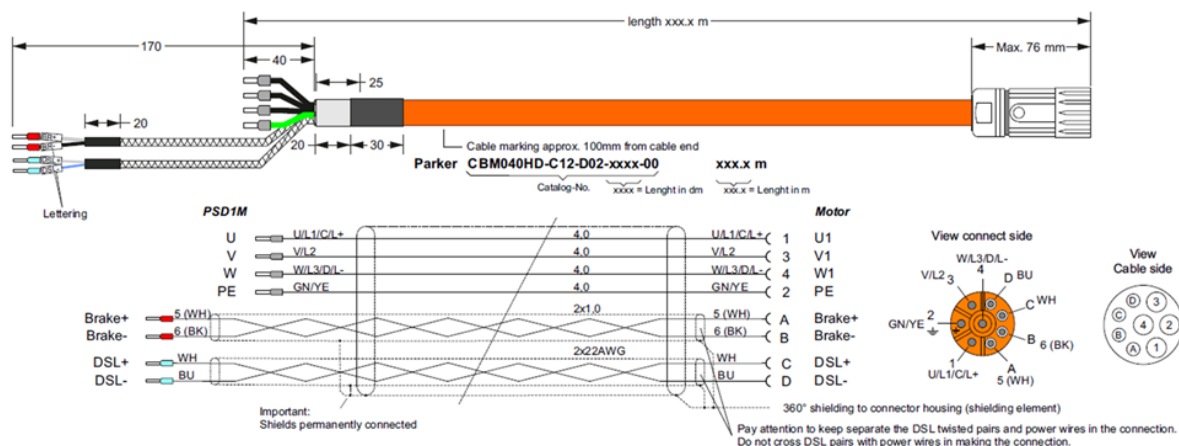
CBM025HD-C12-D02-xxxx-00



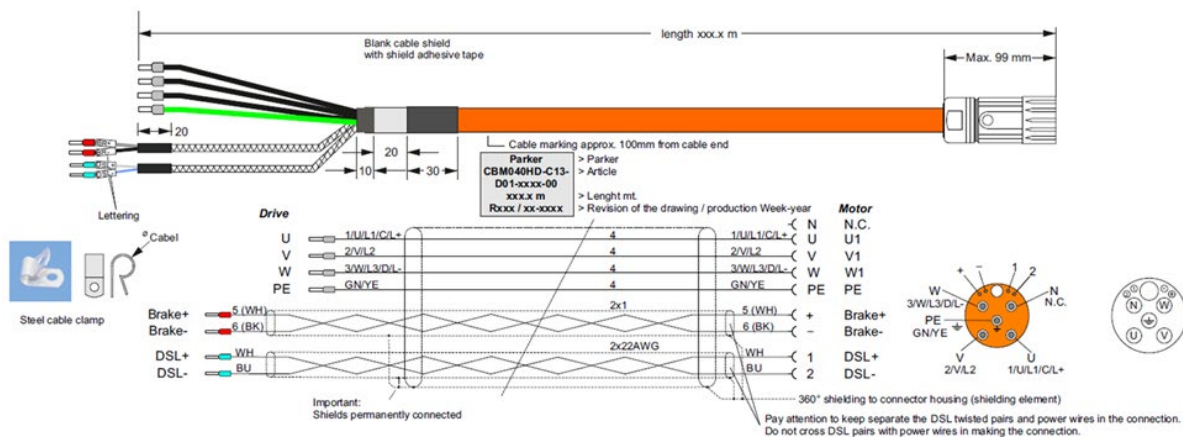
CBM040HD-C12-D01-xxxx-00



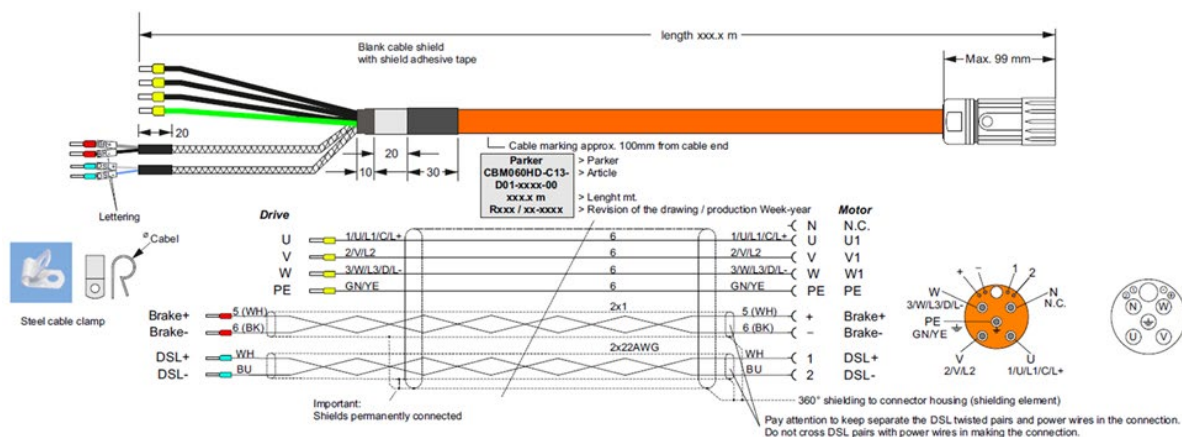
CBM040HD-C12-D02-xxxx-00



CBM040HD-C13-D01-xxxx-00

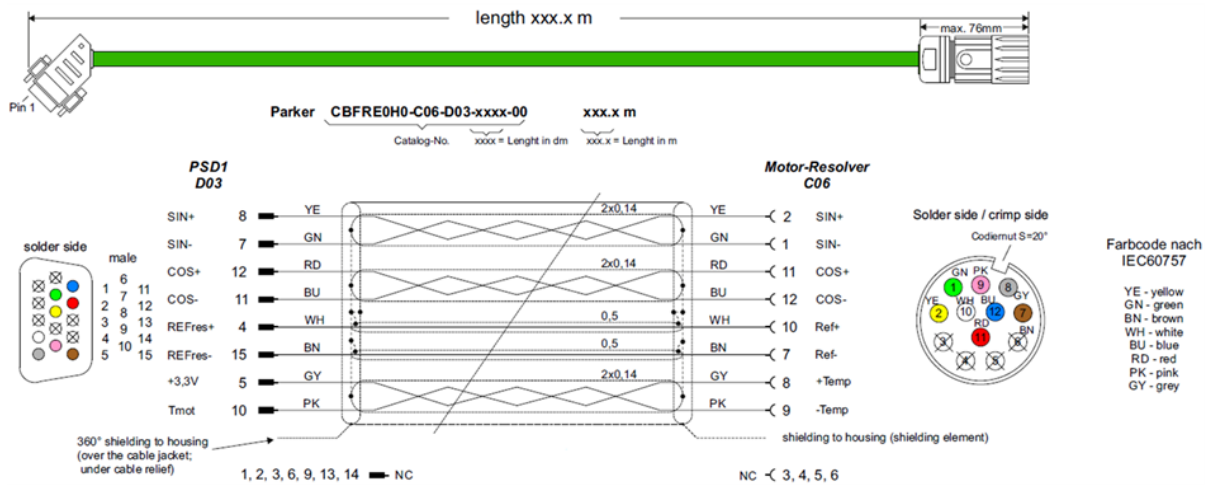


CBM060HD-C13-D01-xxxx-00

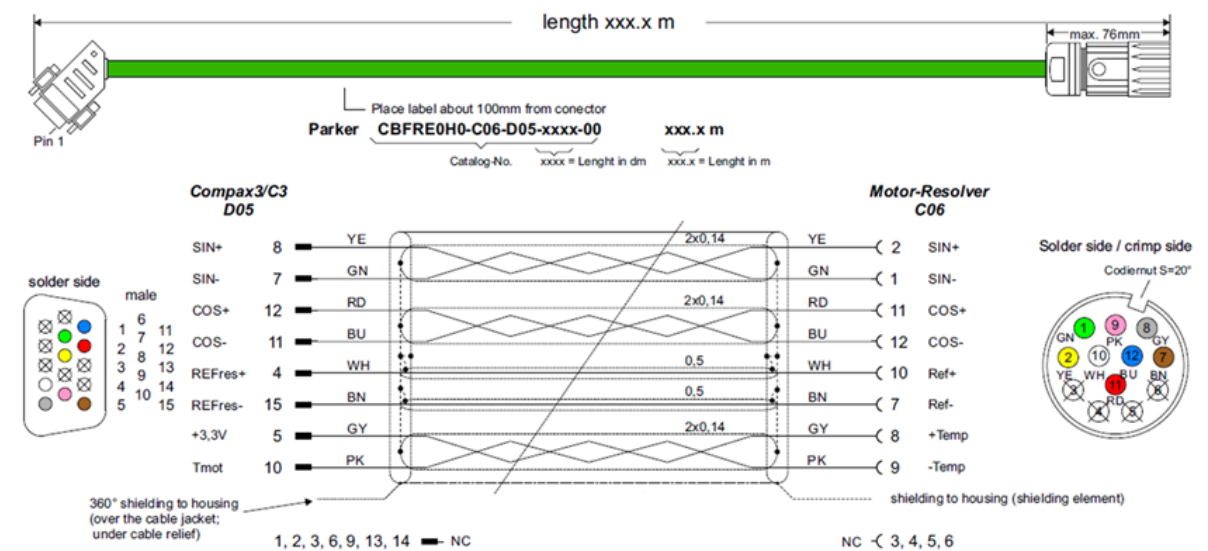


Feedback Cables

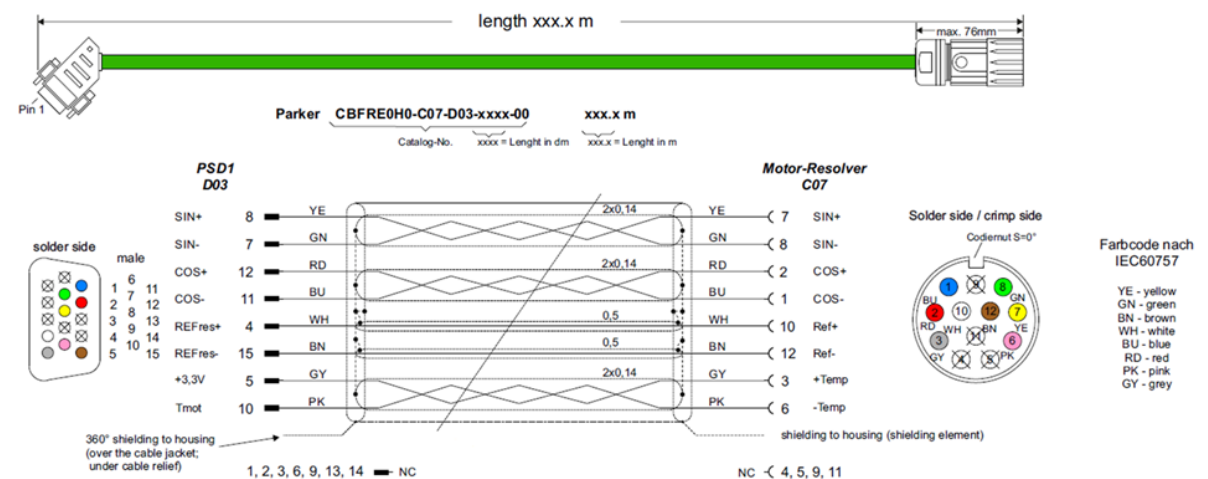
CBFRE0H0-C06-D03-xxxx-00



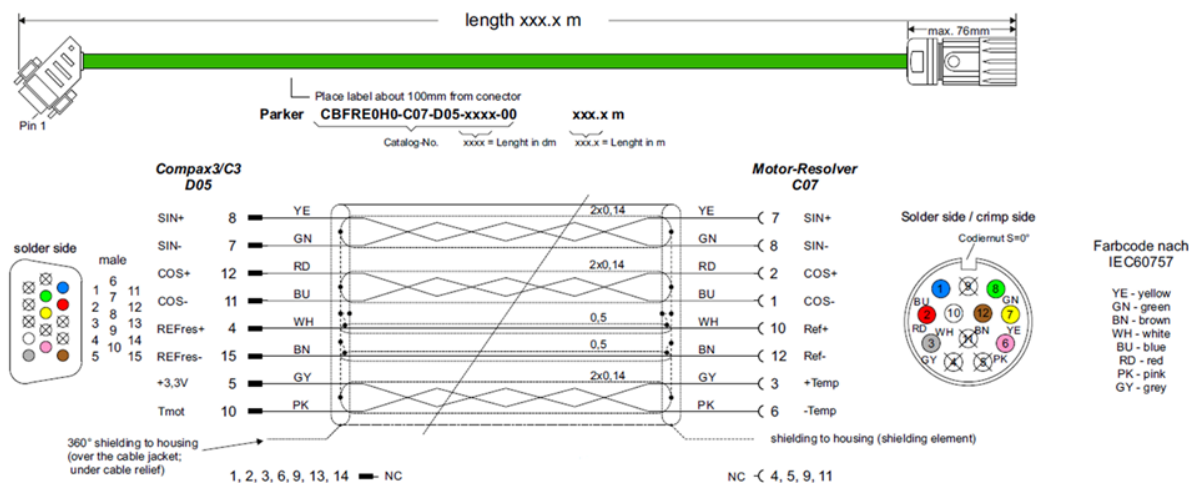
CBFRE0H0-C06-D05-xxxx-00



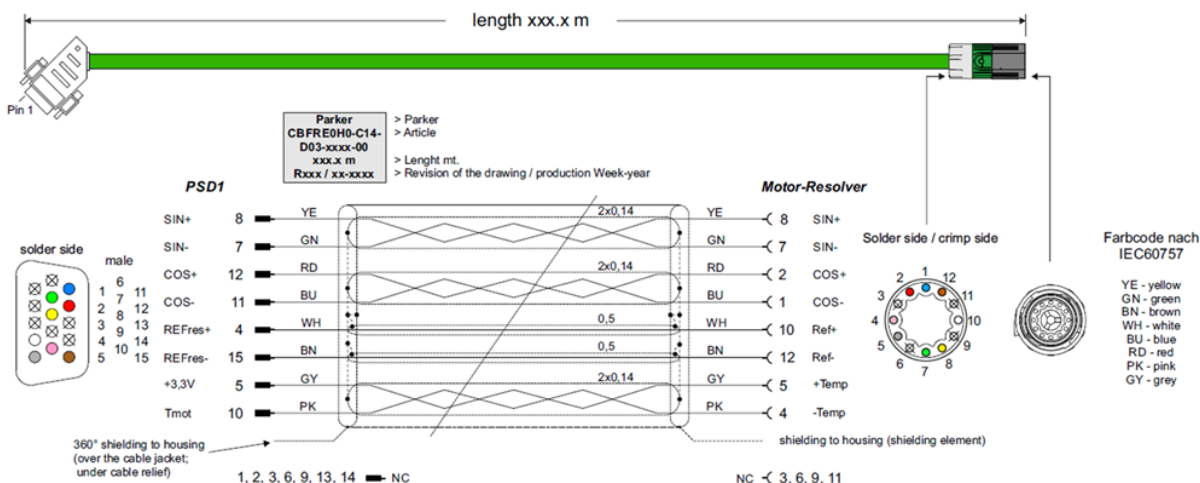
CBFRE0H0-C07-D03-xxxx-00



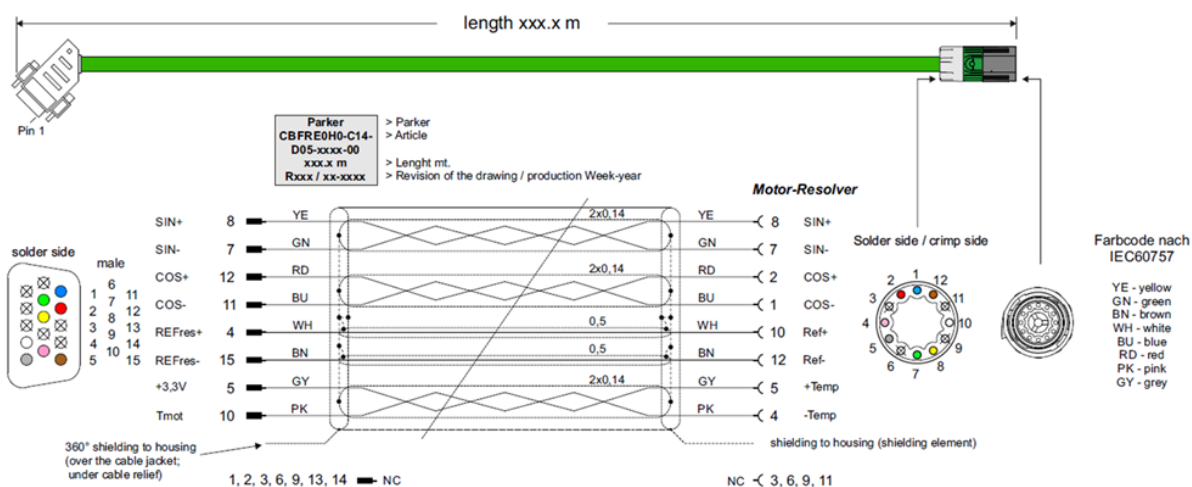
CBFRE0H0-C07-D05-xxxx-00



CBFRE0H0-C14-D03-xxxx-00



CBFRE0H0-C14-D05-xxxx-00



Parker Hannifin Corporation
Motion Systems Group Europe
Parker Hannifin EMEA Sàrl European Headquarters
La Tuilière 6 Etoy
Switzerland CH-1163
www.parker.com

192-01110_Cable data sheet 07/2024

Your Local Authorized Parker Distributor

© 2024 Parker Hannifin Corporation

