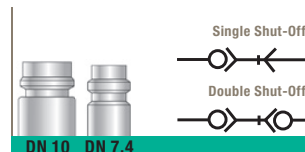


# Stainless Steel European Profile

## X25 and X27 Series



### 9201 Coupler, Male BSPP Thread

	Stainless steel 316L, FKM 		<b>C</b>		<b>E</b>	<b>F</b>	<b>G</b>	<b>L</b>	<b>kg</b>	
										G1/4 <a href="#">9201X25 13</a> G3/8 <a href="#">9201X25 17</a> G1/2 <a href="#">9201X25 21</a> G3/8 <a href="#">9201X27 17</a> G1/2 <a href="#">9201X27 21</a> G3/4 <a href="#">9201X27 27</a>
X25 Series (DN 7.4): single shut-off = 1800 NI/min / X25 Series (DN 7.4): double shut-off = 710 NI/min X27 Series (DN 10): single shut-off = 2400 NI/min / X27 Series (DN 10): double shut-off = 900 NI/min										

### 9214 Coupler, Female BSPP Thread

	Stainless steel 316L, FKM 		<b>C</b>		<b>E</b>	<b>F</b>	<b>G</b>	<b>L</b>	<b>kg</b>	
										G1/4 <a href="#">9214X25 13</a> G3/8 <a href="#">9214X25 17</a> G1/2 <a href="#">9214X25 21</a> G3/8 <a href="#">9214X27 17</a> G1/2 <a href="#">9214X27 21</a> G3/4 <a href="#">9214X27 27</a>
X25 Series (DN 7.4): single shut-off = 1800 NI/min / X25 Series (DN 7.4): double shut-off = 710 NI/min X27 Series (DN 10): single shut-off = 2400 NI/min / X27 Series (DN 10): double shut-off = 900 NI/min										

### 9287 Probe, Valved, Male BSPP Thread

	Stainless steel 316L, FKM 		<b>C</b>		<b>E</b>	<b>F</b>	<b>L</b>	<b>L1</b>	<b>kg</b>	
										G1/4 <a href="#">9287X25 13</a> G3/8 <a href="#">9287X25 17</a> G1/2 <a href="#">9287X25 21</a> G3/8 <a href="#">9287X27 17</a> G1/2 <a href="#">9287X27 21</a> G3/4 <a href="#">9287X27 27</a>
Probe with shut-off										

### 9087 Probe, Straight-Through, Male BSPP Thread

	Stainless steel 316L 		<b>C</b>		<b>E</b>	<b>F</b>	<b>L</b>	<b>L1</b>	<b>kg</b>	
										G1/4 <a href="#">9087X25 13</a> G3/8 <a href="#">9087X25 17</a> G1/2 <a href="#">9087X25 21</a> G3/8 <a href="#">9087X27 17</a> G1/2 <a href="#">9087X27 21</a> G3/4 <a href="#">9087X27 27</a>
Probe without shut-off										

### 9286 Probe, Valved, Female BSPP Thread

	Stainless steel 316L, FKM 		<b>C</b>		<b>E</b>	<b>F</b>	<b>L</b>	<b>L1</b>	<b>kg</b>	
										G1/4 <a href="#">9286X25 13</a> G3/8 <a href="#">9286X25 17</a> G1/2 <a href="#">9286X25 21</a> G3/8 <a href="#">9286X27 17</a> G1/2 <a href="#">9286X27 21</a> G3/4 <a href="#">9286X27 27</a>
Probe with shut-off										

### 9086 Probe, Straight-Through, Female BSPP Thread

	Stainless steel 316L 		<b>C</b>		<b>E</b>	<b>F</b>	<b>L</b>	<b>L1</b>	<b>kg</b>	
										G1/4 <a href="#">9086X25 13</a> G3/8 <a href="#">9086X25 17</a> G1/2 <a href="#">9086X25 21</a> G3/8 <a href="#">9086X27 17</a> G1/2 <a href="#">9086X27 21</a> G3/4 <a href="#">9086X27 27</a>
Probe without shut-off										

Quick-Acting Couplers

Metal

# Metal Quick-Acting Couplers

In order to fulfill the requirements of the **widest range of industrial applications**, Parker Legris offers a range of metal couplers compatible with a large selection of fluids.

**Simple to install**, with or without shut-off valves, these couplers offer a **high flow rate capability**.

## Product Advantages

- Easy-to-Use**
  - Coupler with sliding sleeve: automatic connection and disconnection
  - Wide variety of male probes
  - Extremely compact
  - Single or double shut-off models for greater safety
  - Special range designed for pneumatic applications: 13 Series to 27
  - Special range designed for the transmission of water and fluids: Midi and Maxi series
- Robust & Reliable**
  - 100% leak-tested in production
  - Excellent shock and impact resistance
  - Nickel-plated brass for corrosion resistance
  - Stainless steel version for restrictive environments
- Optimum Performance**
  - Very wide range of flow rates
  - "UltraFlo" technology: 18, 22, 23, 25 and 27 series
  - Low pressure drop
  - Long service life
  - Maximum energy efficiency



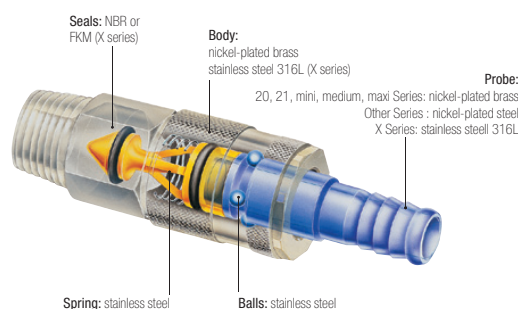
- Applications**
- Workshops
  - Flushing
  - Spraying
  - Packaging
  - Factory Automation
  - Filling Systems
  - Cleaning

## Technical Characteristics

<b>Compatible Fluids</b>	Compressed air, water (see compatibility chart below)
<b>Working Pressure</b>	0 to 20 bar 0 to 35 bar (stainless steel series)
<b>Working Temperature</b>	-20°C to +100°C -15°C to +200°C (stainless steel series)

Guaranteed for use with a vacuum of 655 mm Hg (86% vacuum).

### Component Materials

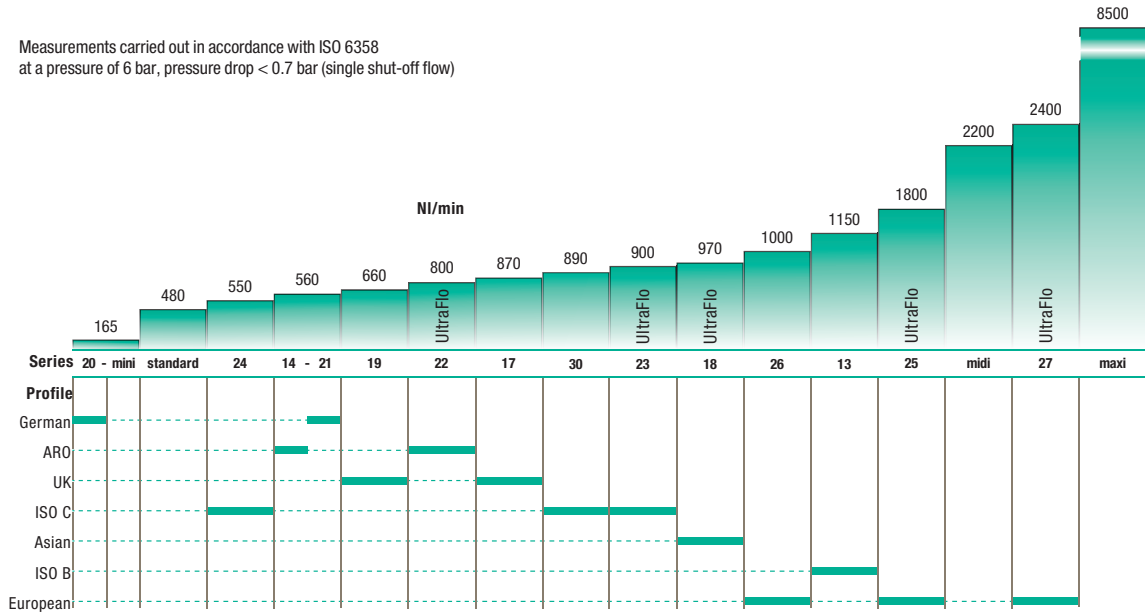


Silicone-free

# Metal Quick-Acting Couplers

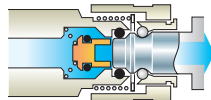
## Metal Quick-Acting Coupler Technology and Flow Rates

Measurements carried out in accordance with ISO 6358  
at a pressure of 6 bar, pressure drop < 0.7 bar (single shut-off flow)



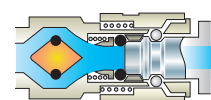
### "Typical" quick-acting coupler

Standard "poppet" technology  
Flow: 1000 NI/min



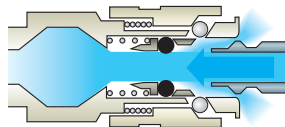
### UltraFlo quick-acting coupler

"Optimal flow" technology  
Flow: 1700 NI/min

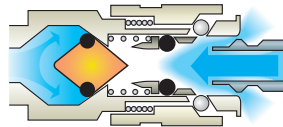
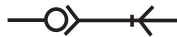


## 3 Shut-Off Functions

### Straight-Through

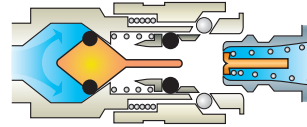


### Single Shut-Off



Single shut-off coupler  
+ probe without shut-off  
When disconnected, the fluid path is closed  
upstream (body side).

### Double Shut-Off




Double shut-off coupler  
+ probe with shut-off  
When disconnected, the fluid path is closed  
upstream (body side) and downstream (probe side).

## Operation



## Installation Options



Metal

# Chemical Compatibility Chart for Metal Couplers

Below are the fluids compatible with Parker Legris metal quick-acting couplers.  
This list is not exhaustive: if your fluid is not shown here, please contact us.

## A

Acetamide  
Ammonium chloride  
Ammonium in solution  
Argon  
ASTM no. 1 oil  
ASTM no. 2 oil  
ASTM no. 3 oil

## B

## C

Butyl alcohol  
Calcium carbonate  
Castor oil  
Coconut oil  
Cod liver oil  
Cold ammonium  
Corn oil  
Cotton seed oil  
Cyclohexane

## D

Detergents  
Diesel oil  
Diethylene glycol

## E

Engine oil  
Ethane  
Ethanol  
Ethyl alcohol  
Ethyl silicate  
Ethylene glycol

## F

## G

Fuel oil  
Gear oil  
Glycerin  
Glycerol triacetate  
Glycol  
Groundnut oil

## H

Heating oil (petroleum-based)

Helium

Heptane N

Hexane N

Hexyl alcohol

Hydraulic liquids:

H group

H-L group

H-LP group

HSA group

HSB group

HSD c (T) group in accordance with

DIN 51524 and 51525

## I

Isododecane

Isooctane

## L

Lard

Linseed oil

Methanol

Mineral oil

Neatsfoot oil

## N

N-Heptane

N-Hexane

Nitrogen

N-Pentane

## O

Octadecane

Olive oil

## P

Pentane N

Petroleum

Propyl alcohol

Propylene glycol

## S

Seawater

Silicone grease

Soap solution

Sodium hydroxide

Sodium sulphate

Soya bean oil

Stearyl alcohol

## T

Terebenthine

## V

Vaseline

Vaseline oil

Vegetable oil

## W

Water

Wood oil

## Z

Zinc chloride

The above recommendations are given in good faith. However, since each application is different, it is advisable to undertake tests in actual working conditions.

# Quick-Acting Coupler Part Numbers

