
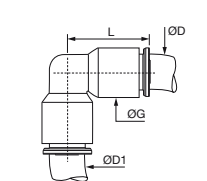



# LIQUIfit+ Push-In Fittings

## 6332 Equal and Unequal Elbow

Inch

		<b>ØD</b>	<b>ØD1</b>		<b>ØG</b>	<b>L</b>	<b>kg</b>
		5/16	5/16	<b>6332 08 00WP3</b>	13.5	29	0.004
			3/8	<b>6332 08 60WP3</b>	16	34	0.009
		3/8	3/8	<b>6332 60 00WP3</b>	16	34	0.006
			1/2	<b>6332 60 62WP3</b>	22	46.5	0.011
1/2	1/2	<b>6332 62 00WP3</b>	22	46.5	0.017		

WP3 suffix = high volume (number of parts per bag: 40, 50 or 100 depending on the diameters).

LIQUIfit®

### Use with Stainless Steel Tubing

- These fittings are approved for use with 304 and 316L stainless steel tubing, 160 Hv, with tolerances on the external diameter +0.05/-0.10 mm.
- Carefully deburr the stainless steel tube end.
- For easy disconnection, press firmly on the release button.
- After 5 connections/disconnections, we recommend that you change the fitting.

