
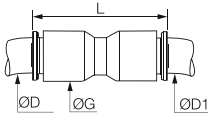






Tube-to-Tube Fittings


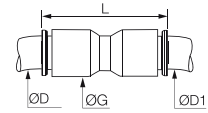



6306 Equal and Unequal Tube-to-Tube Connector

Image	Bio-based polymer, EPDM	ØD	ØD1	Icon	G	L	kg	
								Part Number
		4	4		8.5	26.5	0.002	6306 04 00WP2
								6306 04 06WP2
								6306 04 08WP2
		6	6		10.5	30	0.004	6306 06 00WP2
								6306 06 08WP2
								6306 06 10WP2
		8	8		13.5	37	0.005	6306 08 00WP2
								6306 08 10WP2
								6306 08 12WP2
		10	10		16	42	0.007	6306 10 00WP2
								6306 10 12WP2
								6306 12 00WP2

These part numbers are also available in WP3 = high volumes (number of parts per bag: 40, 50 or 100, depending on the diameters).

6306 Equal and Unequal Tube-to-Tube Connector

Inch

Image	Bio-based polymer, EPDM	ØD	ØD1	Icon	G	L	kg	
								Part Number
		5/16	3/8		16	42	0.008	6306 08 60WP2
								6306 08 62WP2
		1/4	1/4		11	30	0.002	6306 56 00WP2
								6306 56 08WP2
								6306 56 60WP2
		3/8	3/8		16	42	0.006	6306 60 00WP2
								6306 60 62WP2
								6306 62 00WP2

These part numbers are also available in WP3 = high volumes (number of parts per bag: 40, 50 or 100, depending on the diameters).