
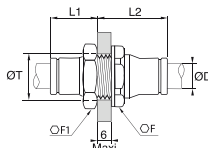


Bulkhead Connector Fittings

3816/3916

Equal Bulkhead Connector


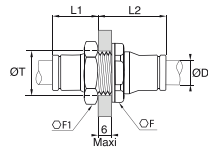
	Stainless steel 316L, FKM 	ØD			F	F1	L1	L2	ØT	kg
		4	3816 04 00	3916 04 00	13	14	13.5	19.5	13	0.017
		6	3816 06 00	3916 06 00	17	17	16.5	21.5	14	0.027
		8	3816 08 00	3916 08 00	19	19	18	24	16	0.034
		10	3816 10 00	3916 10 00	22	22	21.5	27.5	21	0.049
		12	3816 12 00	3916 12 00	24	24	24	29	23	0.059

IP51 sealing

3816/3916

Equal Bulkhead Connector

Inch

	Stainless steel 316L, FKM 	ØD			F	F1	L1	L2	ØT	kg
		3/16	3816 55 00	3916 55 00	17	13	15	21.1	12.4	0.019
		1/4	3816 56 00	3916 56 00	19	17	17	22.6	14.5	0.027
		3/8	3816 60 00	3916 60 00	27	22	22.1	27.4	20.6	0.052
		1/2	3816 62 00	3916 62 00	27	27	20	29	20.1	0.076

IP51 sealing
5/32" (4 mm) and 5/16" (8 mm) also available

LF 3800/LF 3900 push-in fittings allow connection with several types of Parker Legris tubing shown in Chapter 3 of this catalogue, "Technical Tubing and Hose":

- PFA tubing
- Fluoropolymer tubing
- Polyethylene tubing
- Semi-rigid polyamide and flexible Crystal polyurethane tubing