

Stud Fittings

3100 Carstick® Cartridge

	Brass, NBR 	ØD	G	G1	H	L	kg																															
		<table border="1"> <tr> <td>4</td> <td>3100 04 00</td> <td>8</td> <td>11</td> <td>10</td> <td>554</td> <td>0.001</td> </tr> <tr> <td>6</td> <td>3100 06 00</td> <td>10</td> <td>14.5</td> <td>11.5</td> <td>629</td> <td>0.002</td> </tr> <tr> <td>8</td> <td>3100 08 00</td> <td>13</td> <td>15</td> <td>15</td> <td>794</td> <td>0.002</td> </tr> <tr> <td>10</td> <td>3100 10 00</td> <td>15.5</td> <td>19.5</td> <td>17</td> <td>930</td> <td>0.005</td> </tr> <tr> <td>12</td> <td>3100 12 00</td> <td>19.5</td> <td>21</td> <td>19.5</td> <td>1038</td> <td>0.010</td> </tr> </table>	4	3100 04 00	8	11	10	554	0.001	6	3100 06 00	10	14.5	11.5	629	0.002	8	3100 08 00	13	15	15	794	0.002	10	3100 10 00	15.5	19.5	17	930	0.005	12	3100 12 00	19.5	21	19.5	1038	0.010	50 cartridges per Carstick® Cavity dimensions are available in chapter 2.
4	3100 04 00	8	11	10	554	0.001																																
6	3100 06 00	10	14.5	11.5	629	0.002																																
8	3100 08 00	13	15	15	794	0.002																																
10	3100 10 00	15.5	19.5	17	930	0.005																																
12	3100 12 00	19.5	21	19.5	1038	0.010																																

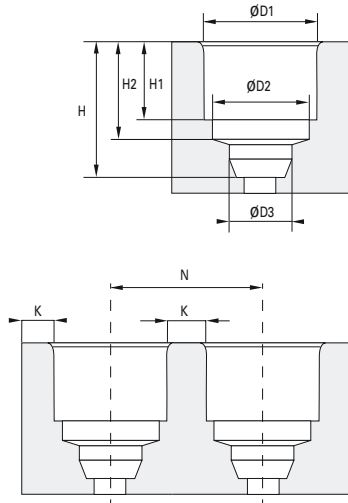
3100 Carstick® Cartridge

	Nickel-plated brass, NBR 	ØD	G	G1	H	L	kg	Inch																
		<table border="1"> <tr> <td>1/8</td> <td>3100 53 00 99</td> <td>7</td> <td>10</td> <td>9</td> <td>508</td> <td>0.002</td> </tr> <tr> <td>1/4</td> <td>3100 56 00 99</td> <td>10.5</td> <td>14.5</td> <td>12</td> <td>600</td> <td>0.003</td> </tr> <tr> <td>3/8</td> <td>3100 60 00 99</td> <td>15.5</td> <td>19</td> <td>16.5</td> <td>930</td> <td>0.006</td> </tr> </table>	1/8	3100 53 00 99	7	10	9	508	0.002	1/4	3100 56 00 99	10.5	14.5	12	600	0.003	3/8	3100 60 00 99	15.5	19	16.5	930	0.006	50 cartridges per Carstick® Cavity dimensions are available in chapter 2.
1/8	3100 53 00 99	7	10	9	508	0.002																		
1/4	3100 56 00 99	10.5	14.5	12	600	0.003																		
3/8	3100 60 00 99	15.5	19	16.5	930	0.006																		

Other products are available upon request; please do not hesitate to consult us.

Polymer Cartridges for Compressed Air

Cavity Dimensions



Please consult us for detailed drawings of cavity dimensions and tolerances.

All our dimensions are in millimeters.

Carstick® et Quick Fitting Metric

Cavity	ØD3	H	H1	H2
4	4.1	10	6	8.15
6	6.1	12	7.5	9.65
8	8.15	15.5	9.9	12.45
10	10.25	19	11.7	14.35
12	12.17	22	13.9	16.75

Carstick® Inch

Cavity	ØD3	H	H1	H2
1/8	3.25	7.45	5.3	9.5
5/32*	4.1	8.15	6	10
1/4	6.45	10.15	8	12.5
5/16*	8.15	12.45	9.9	15.5
3/8	9.65	14.35	11.7	19

Polyamide Cavity

Cavity	ØD1	ØD2	N*	N**	K
4	8.25	7.05	9.8	12.3	1.5
6	10.2	9.15	12.2	12.3	2
8	12.15	10.85	14.2	14.3	2
10	14.8	13.2	16.8	19	2
12	17.5	15.5	20	20.2	2.5

Cavity	ØD1	ØD2	N	K
1/8	7.05	6.02	8.6	1.5
5/32*	8.25	7.05	9.75	1.5
1/4	10.55	9.35	12.6	2
5/16*	12.15	10.85	14.2	2
3/8	14.8	13.1	16.8	2

Aluminium Cavity

Cavity	ØD1	ØD2	N*	N**	K*	K**
4	8.25	7.5	11.5	12.3	3	1.5
6	10.3	9.15	13.5	12.3	3	2
8	12.2	10.85	15.2	15.2	3	2
10	15.05	13.2	17.1	19	2	2
12	17.5	15.5	20	20.2	2.5	2.5

Cavity	ØD1	ØD2	N	K
1/8	7.1	6.2	8.6	1.5
5/32*	8.25	7.05	11.25	3
1/4	10.6	9.35	12.65	2
5/16*	12.2	10.85	15.2	3
3/8	15.05	13.1	17.1	2

Brass Cavity

Cavity	ØD1	ØD2	N*	N**	K*	K**
4	8.25	7.05	10.25	12.3	2	1.5
6	10.25	9.1	12.25	12.3	2	2
8	12.2	10.85	14.25	14.3	2	2
10	15.05	13.2	17.1	19	2	2
12	17.65	15.5	20	20.2	2.5	2.5

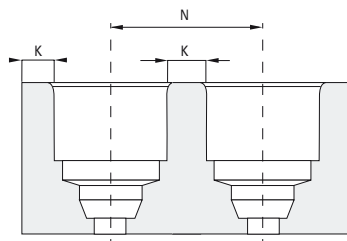
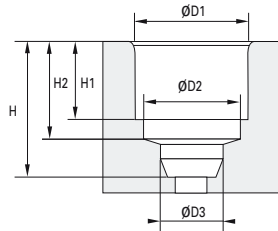
Cavity	ØD1	ØD2	N	K
1/8	7.1	6.2	8.6	1.5
5/32*	8.25	7.05	10.25	2
1/4	10.6	9.35	12.65	2
5/16*	12.2	10.85	14.25	2
3/8	10.05	13.1	17.1	2

*Carstick® / **Quick Fitting

*5/32" = 4 mm and 5/16" = 8 mm

Polymer Cartridges for Fluids and Gases

LIQUIfit® Cavity Dimensions



LIQUIfit® Carstick® Metric

Cavity	ØD3	H	H1	H2
4	4.1	10	6	8.15
6	6.1	12	7.5	9.65
8	8.15	15.5	9.9	12.45
10	10.25	19	11.7	14.35
12	12.17	22	13.9	16.75

LIQUIfit® Carstick® Inch

Cavity	ØD3	H	H1	H2
1/8	3.25	7.45	5.3	9.5
5/32*	4.1	8.15	6	10
1/4	6.45	10.15	8	12.5
5/16*	8.15	12.45	9.9	15.5
3/8	9.65	14.35	11.7	19

Polyamide Cavity

Cavity	ØD1	ØD2	K	N
4	8.25	7.05	9.8	1.5
6	10.2	9.15	12.2	2
8	12.15	10.85	14.2	2
10	14.8	13.2	16.8	2
12	17.5	15.5	20	2.5

Cavity	ØD1	ØD2	K	N
1/8	7.05	6.02	8.6	1.5
5/32*	8.25	7.05	9.75	1.5
1/4	10.55	9.35	12.6	2
5/16*	12.15	10.85	14.2	2
3/8	14.8	13.1	16.8	2

Aluminium Cavity

Cavity	ØD1	ØD2	K	N
4	8.25	7.5	11.5	3
6	10.3	9.15	13.5	3
8	12.2	10.85	15.2	3
10	15.05	13.2	17.1	2
12	17.5	15.5	20	2.5

Cavity	ØD1	ØD2	K	N
1/8	7.1	6.2	8.6	1.5
5/32*	8.25	7.05	11.25	3
1/4	10.6	9.35	12.65	2
5/16*	12.2	10.85	15.2	3
3/8	15.05	13.1	17.1	2

Brass Cavity

Cavity	ØD1	ØD2	K	N
4	8.25	7.05	10.25	2
6	10.25	9.1	12.25	2
8	12.2	10.85	14.25	2
10	15.05	13.2	17.1	2
12	17.65	15.5	20	2.5

Cavity	ØD1	ØD2	K	N
1/8	7.1	6.2	8.6	1.5
5/32*	8.25	7.05	10.25	2
1/4	10.6	9.35	12.65	2
5/16*	12.2	10.85	14.25	2
3/8	10.05	13.1	17.1	2

*5/32" = 4 mm and 5/16" = 8 mm

Please consult us for detailed drawings of cavity dimensions and tolerances.

All our dimensions are in millimeters.