
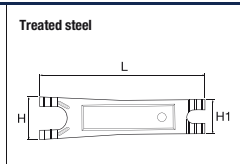



Accessories for Push-In Fittings

LF 3000®
Push-In Fittings

3000 Disconnection Tool

|  | <p>Treated steel</p>  |  | | | | | | | | | | | |
|---|--|---|--|--|--|--|---|----|---|----|--|----|----|
| | | | <table border="1"> <thead> <tr> <th>H</th> <th>H1</th> <th>L</th> <th colspan="2">kg</th> </tr> </thead> <tbody> <tr> <td>25</td> <td>20</td> <td>96</td> <td colspan="2">0.021</td> </tr> </tbody> </table> | | | | H | H1 | L | kg | | 25 | 20 |
| H | H1 | L | kg | | | | | | | | | | |
| 25 | 20 | 96 | 0.021 | | | | | | | | | | |
| | | <p>3000 70 00</p> <p>For disconnecting LF 3000® tubing/fittings where access is difficult, we recommend the use of this disconnection tool.</p> | | | | | | | | | | | |