

Thermal Management

Quick Connect Solutions for Tempering and Cooling



ENGINEERING YOUR SUCCESS.

Let's design the Future liquid Cooling together!

Quick connect coupling system – efficient components in the area of thermal management

The requirements for quick connect couplings for tempering and thermal management are extremely high. Whether for applications in the area of renewable energies, for computer cooling, in transport or for industrial applications the coupling systems from Parker offer optimally tailored solutions.


Our systems stand out for their high level of compatibility with the broadest range of liquids (for example water or heat exchange oils) and the application environment.

Likewise, their resistance to mechanical stresses is vital. One of the most important

requirements in the cooling of electronic systems is the avoidance of any fluid loss, as this is the only way to guarantee fault-free function of the installation.


Our Value added:

- Wide experience on various thermal management applications
- A global presence
- Customer engineering intimacy
- In-house engineering and manufacturing



▲ Manifolds as a customized solution.

▲ Flat-sealing valve design prevents spillage.



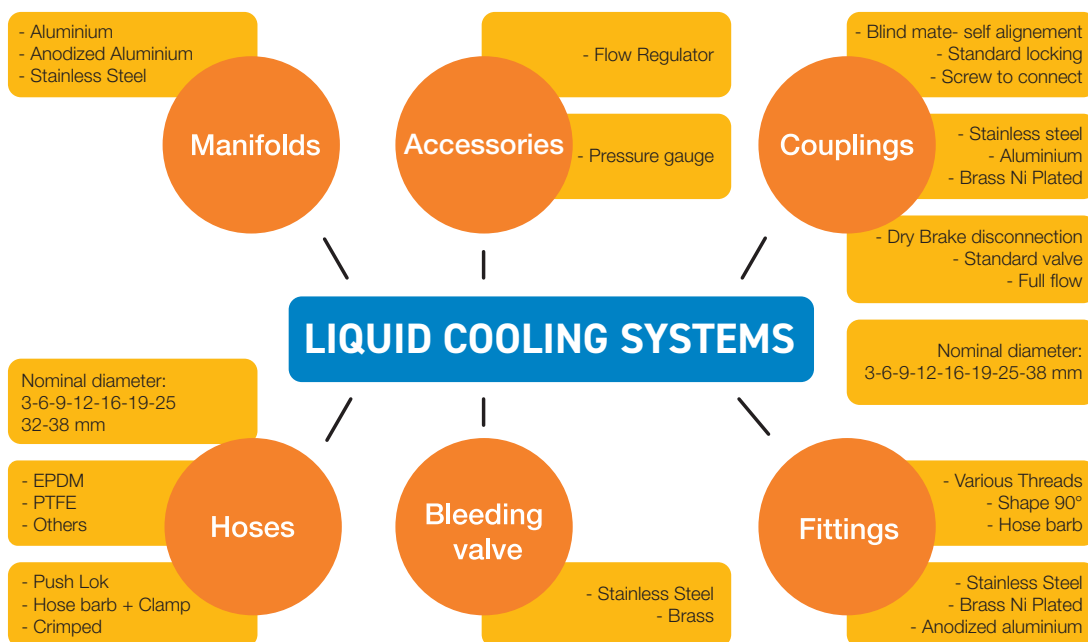
60 Years of Know-How

From standard product to customized solution – we meet your requirements

Energy efficiency and compact design play a major role in thermal management applications. As a result of the low pressure drop of our coupling systems, we take energy saving into account at the same time as optimal performance. Reducing the sizes of our couplings allows their use in the most confined spaces.

The flat-sealing valve design reliably prevents any fluid loss during the coupling and uncoupling process, thereby protecting the sensitive electronics and all electrical connections. For switchboards, we have developed a special coupling system (RNS series), which makes coupling and locking the cooling circuits on the racks considerably easier. Highly resistant materials and surface finishes equip our products for use under high mechanical loads.

You can be sure that the know-how we have acquired from over 60 years in the development and production of quick connect couplings guarantees a reliable and efficient solution for your requirement.




The right Solution for every Sector

Complex tasks demand suitable and efficient solutions – not least in the area of quick connect coupling systems

The topic of cooling is a critical factor in a lot of industries today. It is responsible for adequate temperatures in computers, in the electronic racks, on the tool or on the machine itself. All production and the product lifecycle of elements and machines are based on how effectively the cooling process is configured and ensures ideal operating temperatures.

In these cooling circuits, it comes down not least to the efficient performance of all components. Companies demand maximum reliability and maximum efficiency coupled with durability and compact design. At first glance, these are often contradictory objectives, which demand solutions that include modern materials and innovative design.

Therefore we employ the knowledge we acquired in the area of thermal management during the last decades to meet the requirements of our customers.



Information Technologies

Processors (microprocessors) generate waste heat during operation. This results in overheating of the unit, which can cause malfunction even to the point of destruction of components.

A cooling system is then mandatory to guarantee the rapid dissipation of the waste heat.

Small dissipation areas and high temperatures demand optimized and highly efficient solutions. As water is 10 times more efficient than air, we provide support to our customers to build complete systems for water cooling for high performance computers, data Centers, microelectronics and telecommunication applications.



Energy Management

Our knowledge in the use of quick connect couplings in the area of solar and wind energy allows the development of bespoke solutions for everything to do with the subject of efficient cooling circuits. For example, intelligent solutions are vital because of the constantly improving performance of the new generation of energy produc-

tion plants based on high-performance cooling circuits with liquid.

Here, our systems are optimally geared to the parameters of pressure, flow and temperature. As the systems are often used in salty sea air, corrosion-resistant materials are essential.



Mobile & Transportation

Rapidly increasing flows of goods and further increases in mobility demand extremely reliable and efficient vehicle concepts.

Here, the cooling of diesel-powered and electrically driven rail vehicles is highly important, and we provide light weight couplings and connection products adapted

to this application. More recently the environmental care drives more and more to the usage of electrical vehicles and ships. Our products are part of the systems built for the liquid cooling of the batteries.




Industrial Applications

From the individual machine to production lines and high-performance lasers, cooling is present in different industries.

Quick connect couplings are used in liquid cooling systems both for cooling tools in the production process and for the machine itself. Therefore, Parker provides solu-

tions for liquid cooling and tempering for all types of industries, as semiconductors, laser projectors, plastic industry, electronics (inverters, converters), etc.



Others

Based on more than 60 years experience, our products are designed to operate for all kind of thermal management applications. We will be happy to support for the development of your system whatever would be the sector of industry and design the future together.

Thermal Management Range at a Glance

Find the ideal product for your application



	NSI-Series	NSG-Series	UQD-Series	NSE-Series
Valves Dry Break	yes	yes	yes	yes
Working Pressure	20 bar	11 bar	11 bar	15 bar
Nominal Diameter (mm)	3/6/9/12	3	3.2	16/19/25
Technical Description	<ul style="list-style-type: none"> • Two-hand operation • Push to connect version available on request 	<ul style="list-style-type: none"> • Two-hand operation • Push to connect version available on request 	<ul style="list-style-type: none"> • Fully interchangeable with other Intel-approved UQD suppliers 	<ul style="list-style-type: none"> • Two-hand operation • Reduced dimension compared to flow capacities
Material (Coupling Body)	Brass/Stainless Steel	Stainless Steel	Stainless Steel	Stainless Steel
Seals (other seal variants on request)	FKM/EPDM	EPDM	EPDM	FKM/EPDM
Working Temperature	-20°C up to +200°C (FKM)	-40°C up to +70°C	-40°C up to +70°C	-20°C up to +200°C (FKM)



NSA-Series	60-Series	ST-Series	Self-Aligning cartridges	Customized System Solutions - MND Series
yes	no	no valves	yes	possible
20 bar	20 bar	20 bar	15 bar	up to 15 bar
6/8/10/12/19/25	6/9/12/19/25/32	6/9/12/19/25	3/6/9	
<ul style="list-style-type: none"> • Extreme lightweight (Aluminium) 	<ul style="list-style-type: none"> • Two-hand operation 	<ul style="list-style-type: none"> • Two-hand operation • No valve 	<ul style="list-style-type: none"> • Blind connection • ± 1 mm misalignment allowed 	Parker offers manifolds using RNS or cartridge couplings for blind mate connections
Anodized Aluminium	Stainless Steel	Stainless Steel	Stainless steel /Aluminium /Brass nickel plated	on request
Fluorosilicone	NBR/EPDM	Nitrile	EPDM	on request
-50°C up to +175°C (Fluorosilicone)	-20°C up to +120°C	-20°C up to +120°C	-20°C up to +120°C	following seals material requested

Nominal Diameter

3/6/9/12

Parker Series

NSI



Technical Description

The NSI are dry-break couplings with flat face valves. The compact design makes them suitable for reduced spaces. Coupling system with two-hand operation, i.e. both hands are required when connecting/disconnecting.

Push to connect version available on request: NSP series

Working Temperature

-20°C up to +200°C (FKM) depending on the medium. Other seals materials are available on request.



Max. Working Pressure*

20 bar
* maximum static working pressure with design factor 4 to 1.

Advantages

- No spillage during connection/disconnection
- Low pressure drop
- Advanced internal design for cooling applications
- Can be used either with water or heat transfer oils
- Excellent resistance to vibrations and mechanical stresses

Material

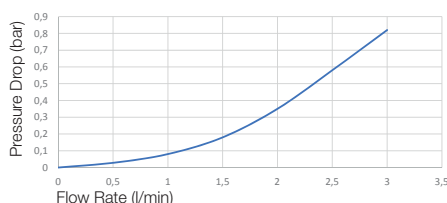
Coupling: Brass/Stainless Steel
Plug: Brass/Stainless Steel
Seals: FKM or EPDM
Other materials available on request.

Applications

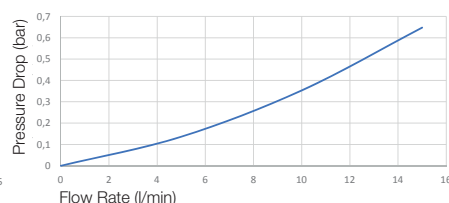
- Molding
- Electronic cabinets
- Laser
- Converters
- Radar, etc.
- Computers and telecommunications

Flow diagrams

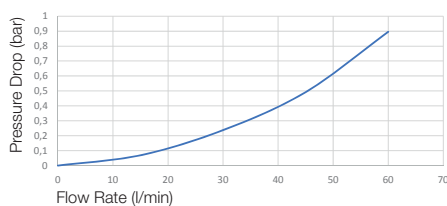
Water NSI Ø3 water



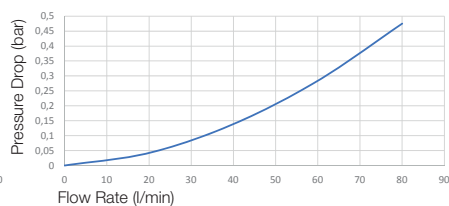
Water NSI Ø6 water



Water NSI Ø9 (water)



Water NSI Ø12 water



Couplings

Series NSI

	DN	Connection A	HEX mm	L mm	D mm	Part Number
<p>Male Thread</p>	3	G 1/8	14	38	17	NSI-121-2MBE ¹
	6	M 16 x 1,5	20	44,8	22	NSI-251-16MCL-2 ²
	9	G 3/8	27	63	30	NSI-371-6MBO
	12	G 1/2	35	90,4	42	NSI-501-8MBO
<p>Female Thread</p>	6	G 1/4	20	57,9	22	NSI-251-4FB
	9	G 3/8	27	72	30	NSI-371-6FB
	12	G 1/2	35	99,4	42	NSI-501-8FB
<p>Parker Push-Lok</p>	6	10 mm	20	55,2	22	NSI-251-6PL

Plugs

Series NSI

	DN	Connection A	HEX mm	L mm	D mm	Part Number
<p>Male Thread</p>	3	G 1/8	14	36,5		NSI-122-2MBE ¹
	6	G 1/4	19	44		NSI-252-4MBE-2
	9	G 3/8	24	60,2		NSI-372-6MBO
	12	G 1/2	32	79,1		NSI-502-8MBO

¹ End connection according to ISO1179-2 ED seal

² End connection according to DIN 2353 24° cone

⚠ Please consider our security advices in our main catalogues ⚠


Technical Description

The NSG are dry-break couplings with flat face valves. The compact design makes them suitable for reduced spaces. Coupling system with two-hand operation, i.e. both hands are required when connecting/disconnecting.

Working Temperature

-40°C up to +70°C

(Extended temperature range is possible, contact factory for more information).


Dry-Break
Advantages

- No spillage during connection/disconnection
- Low pressure drop
- Advanced internal design for cooling applications
- Can be used either with water or heat transfer oils
- Excellent resistance to vibrations and mechanical stresses

Max. Working Pressure

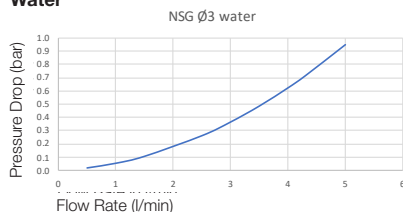
11 bar

Material

Coupling: Stainless Steel
Plug: Stainless Steel
Seals: EPDM

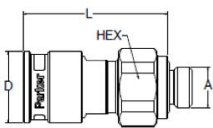
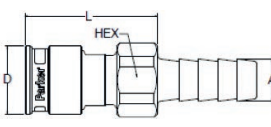
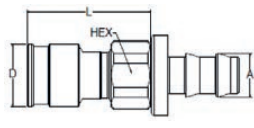
Applications

- Computers and telecommunications
- Electronic Cabinets

Flow diagrams
Water


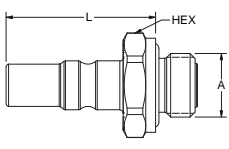
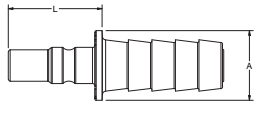
Couplings

Series NSG

	DN	Connection A	HEX mm	L mm	D mm	Part Number
 Male Thread		G 1/8	17.5	34.8	17.0	NSG-121-2MB
 Hose Barb		3/8" Hose Barb	17.5	33.3	17.0	NSG-121-6HB
 Parker Push-Lok		3/8" Pushlok	17.5	34.0	17.0	NSG-121-6PL

Plugs

Series NSG

	DN	Connection A	HEX mm	L mm	D mm	Part Number
 Male Thread	3	G 1/8	14.3	22.7		NSG-122-2MB
 Hose Barb	3	3/8 Barb	14.3	19.3		NSG-122-6HB

⚠ Please consider our security advices in our main catalogues ⚠

Nominal Diameter
3.2/6.3

Parker Series
UQD



Technical Description

Universal Quick Disconnect (UQD) based on an Intel inspired open specification. Developed in collaboration with Intel Corporation.

Working Temperature

-40°C up to +70°C (Extended temperature range is possible, contact factory for more information).



Dry-Break

Advantages

- Fully interchangeable with other Intel-approved UQD suppliers

Max. Working Pressure

11 bar

Material

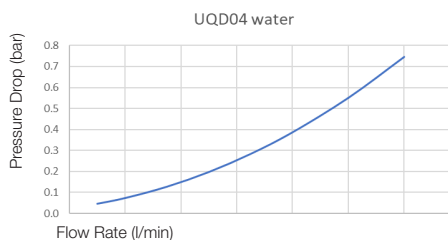
Coupling: Stainless Steel
Plug: Stainless Steel
Seals: EPDM

Applications

- Computers and telecommunications
- Electronic Cabinets

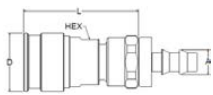
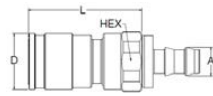
Flow diagrams

Water



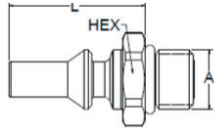
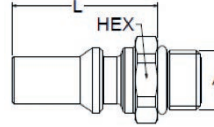
Couplings

Series UQD

	DN	Connection A	HEX mm	L mm	D mm	Part Number
 <p>Parker Push-Lok</p>		1/4" Pushlok	16	40.3	20.45	UQD-121-4PL
 <p>Parker Push-Lok</p>		3/8" Pushlok	24	47.6	23.4	UQD-251-6PL

Plugs

Series UQD

	DN	Connection A	HEX mm	L mm	D mm	Part Number
 <p>Male Thread</p>		7/16-20 UNF -4ORB	16	25.5		UQD-122-4MO
 <p>Male Thread</p>		9/16 18 UNF	19	34.7		UQD-252-6MO

⚠ Please consider our security advices in our main catalogues ⚠


Technical Description

The NSE are dry-break couplings with flat face valves. The compact design makes them suitable for reduced spaces when high flow is needed. Coupling system with two-hand operation, i.e. both hands are required when connecting/disconnecting.

Working Temperature

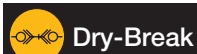
-20°C up to +200°C (FKM)
 depending on the medium.

Other seals materials are available on request.

Screw to connect version available on request (easy connection under residual pressure).

Advantages

- High flow with low pressure drop
- No spillage during connection/disconnection
- Specific design for cooling applications
- Reduced dimensions compared to flow capacities


Max. Working Pressure*

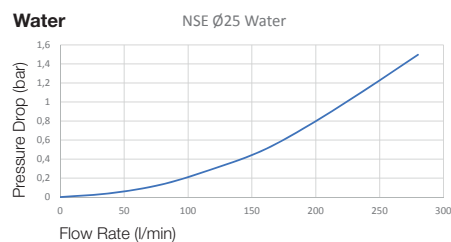
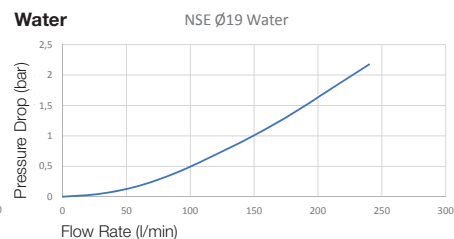
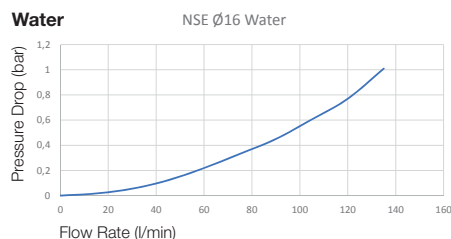
15 bar
 * maximum static working pressure
 with safety factor 4 to 1.

Material

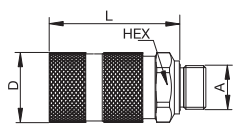
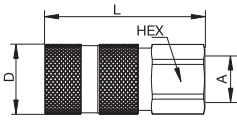
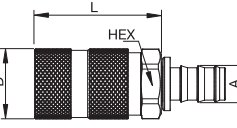
Coupling: Stainless Steel
Plug: Stainless Steel
Seals: FKM

Applications

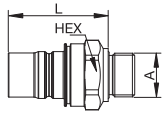
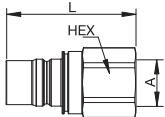
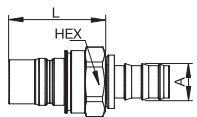
- Molding
- Electronic cabinets
- Laser
- Converters
- Radar, etc.

Flow diagrams


Couplings **Series NSE**

	DN	Connection A	HEX mm	L mm	D mm	Part Number
 Male Thread	16	G 3/4	34	68,8	37	NSE-621-12MBO
	19	G 3/4	38	78,5	42	NSE-751-12MBO
 Female Thread	19	G 1	38	96,6	42	NSE-751-16FB
	25	G 1 1/4	50	120,5	53	NSE-1001-20FB
 Parker Push-Lok	19	12,5 mm	38	76,4	42	NSE-751-8PL
	19	19 mm	38	76,4	42	NSE-751-12PL

Plugs **Series NSE**

	DN	Connection A	HEX mm	L mm	D mm	Part Number
 Male Thread	16	G 3/4	34	56,5		NSE-622-12MBO
	19	G 3/4	38	60,3		NSE-752-12MBO
 Female Thread	19	G 1	38	78,4		NSE-752-16FB
	25	G 1 1/4	50	96,8		NSE-1002-20FB
 Parker Push-Lok	19	12 mm	38	58,2		NSE-752-8PL
	19	19 mm	38	58,2		NSE-752-12PL

⚠ Please consider our security advices in our main catalogues ⚠

Nominal Diameter

6/8/10/12/19/25

Parker Series

NSA

Technical Description

Minimal fluid loss during disconnection. NSA couplings have minimal pressure drop and no inclusion of air or dust during connection.

Working Temperature

-50°C up to +175°C (Fluorosilicone) depending on the medium.

Other seals materials are available on request.


Dry-Break
Advantages

- No spillage during connection/disconnection
- Light weight due to aluminium construction
- Push-Lok connection for fast assembly

Max. Working Pressure

20 bar

Material

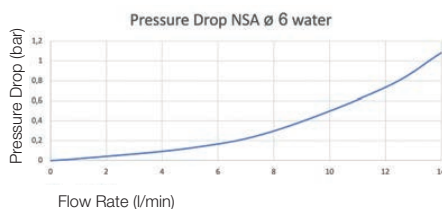
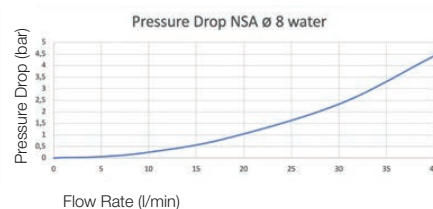
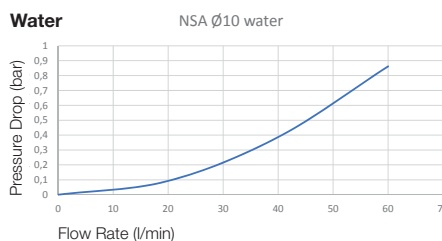
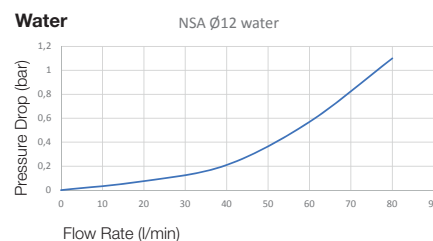
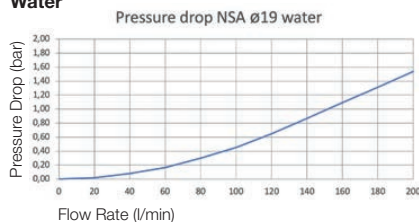
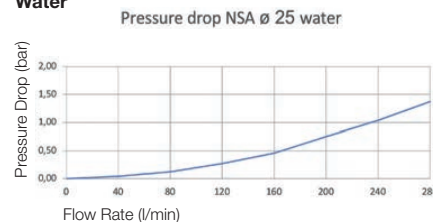
Coupling: Anodized Aluminium

Plug: Anodized Aluminium

Seals: Fluorosilicone

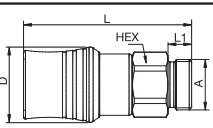
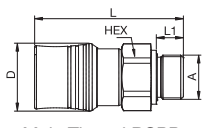
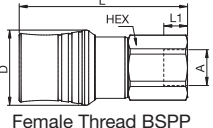
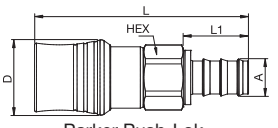
Applications

- Cooling of onboard electronic equipment, engines and batteries
- Cooling of converters, data centers, military equipment and medical imaging equipment

Flow diagrams
Water

Water

Water

Water

Water

Water


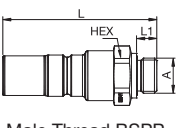
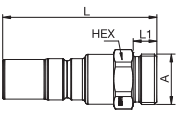
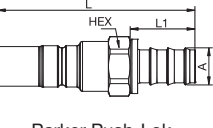
Couplings

Series NSA

	DN	Connection A	HEX mm	L mm	L1 mm	D mm	Weight gr.	Part Number
 Male Thread metric DIN 2353	12	M 30 x 1,5	35	99,4	14	44,5	231	NSA-501-30MCL
 Male Thread BSPP	6	G 1/2	27	55,5	14	25	48	NSA-251-8MBO
	8	G 3/4	32	62,5	16	31	77	NSA-331-12MBO
	10	G 1/2	35	91,6	14	40	157	NSA-391-8MBO
	19	G 3/4	38	87,5	16	48	182	NSA-751-12MBO
	25	G 1	47	99,6	18	58	300	NSA-1001-16MBE
 Female Thread BSPP	12	G 1/2	35	99,4	14	44,5	249	NSA-501-8FB
 Parker Push-Lok	12	19 mm	35	126,40	38,30	44,5	239	NSA-501-12PL
	29	19 mm	38	96,4	27	48	179	NSA-751-19HB
	25	32 mm	47	123,5	38	58	302	NSA-1001-32HB

Plugs

Series NSA

	DN	Connection A	HEX mm	L mm	L1 mm	D mm	Weight gr.	Part Number
 Male Thread BSPP with O-ring Seal	6	G 1/4	20	45,5	12		16	NSA-252-4MBO
	8	G 3/8	24	54,3	12		33	NSA-332-6MBO
	10	G 1/2	27	81	12		67	NSA-392-8MBO
	12	G 1/2	32	91,1	12		88	NSA-502-8MBO
	19	G 3/4	38	76,3	16		96	NSA-752-12MBO
	25	G 1	47	85,5	18		155	NSA-1002-16MBE
 Male Thread Metric	12	M 30 x 2	32	91,1	14		93	NSA-502-30MCL
 Parker Push-Lok	12	19 mm	32	117,1	38,3		97	NSA-502-12PL

⚠ Please consider our security advices in our main catalogues ⚠

Body Size

1/8 up to 1 1/2"

60-Series



Technical Description

The 60 series are robust construction couplings with standard valves, destined to various applications.

Working Temperature

-40°C up to +110°C (NBR) depending on the medium.

Special seals are available on request.

Advantages

A poppet with crimped seal assures a maximum sealing at low flow rates and prevents seal washout at high flow rates. A large number of locking balls distribute the work load evenly while providing alignment for the two parts of the coupling.

Sleeve-Lock:

60 series couplers are available with safety locking sleeves. Please add the suffix **SL** to the part number, e.g. **H3-62-SL**.

Beidseitig absperrend

Max. Working Pressure

20 bar

Material

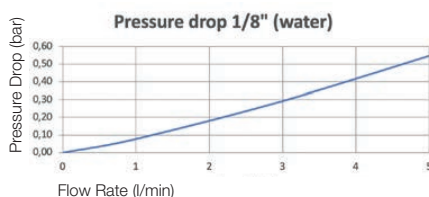
Coupling Body:	AISI 303	Material Plug:	AISI 303
Sleeve:	AISI 303	Plug Body:	AISI 303
Back-up Ring:	Stainless Steel	Valve:	AISI 303
Valve:	AISI 303	Springs:	Stainless Steel
Springs:	Stainless Steel	Seals:	NBR
Locking Balls:	Stainless Steel	Valve Holder:	Stainless Steel
Seals:	NBR	Thread Body:	AISI 303
Valve Holder:	Stainless Steel		
Thread Body:	AISI 303		

Applications

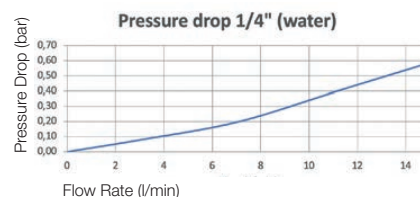
- Cooling of onboard electronic equipment, engines and batteries
- Cooling of converters, data centers, military equipment and medical imaging equipment
- Semiconductor industry
- Food and bottling industry
- Transport
- Power generation plants, hydroelectric power stations

Flow diagrams

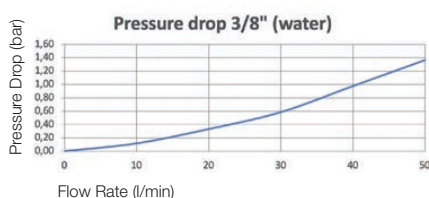
Water



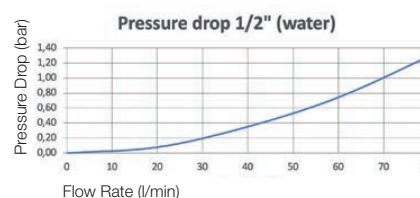
Water



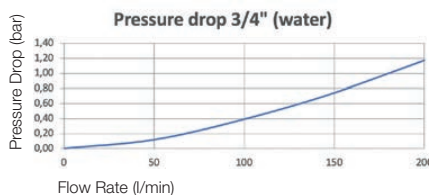
Water



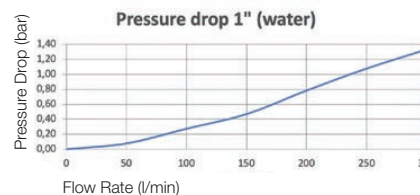
Water



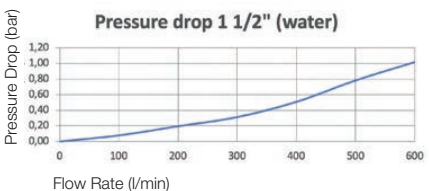
Water



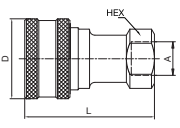
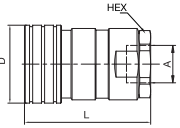
Water



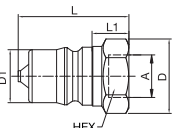
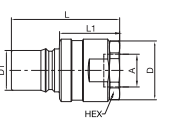
Water




Couplings
60-Series Stainless Steel

	Body Size	Connection A	Thread	Hex	L mm	L1 mm	D mm	D1 mm	Version	Weight gr.	Part Number
 <p>Female Thread</p>	1/8"	1/8"	BSPP	11/16"	48,3		24,4		AISI 303	81	SH1-62-BSPP
	1/4"	1/4"	BSPP	19 mm	61,2		29,0		AISI 303	129	SH2-62-BSPP
	3/8"	3/8"	BSPP	1"	69,9		35,6		AISI 303	245	SH3-62-BSPP
	1/2"	1/2"	BSPP	1 1/8"	77,5		45,0		AISI 303	360	SH4-62-BSPP
	3/4"	3/4"	BSPP	1 5/16"	93,2		54,4		AISI 303	603	SH6-62-BSPP
	1"	1"	BSPP	1 5/8"	106,2		64,0		AISI 303	908	SH8-62-BSPP
 <p>Female Thread</p>	1 1/2"	1 1/2"	BSPP	2 1/2"	127,3		76,2		AISI 303	2090	SH12-62N-BSPP


Plugs
60-Series Stainless Steel

	Body Size	Connection A	Thread	Hex	L mm	L1 mm	D mm	D1 mm	Version	Weight gr.	Part Number
 <p>Female Thread</p>	1/8"	1/8"	BSPP	9/16"	32,0	10,5	16,4	10,8	AISI 303	18	SH1-63-BSPP
	1/4"	1/4"	BSPP	19 mm	39,1	16,6	21,9	14,2	AISI 303	36	SH2-63-BSPP
	3/8"	3/8"	BSPP	7/8"	49,3	19,7	25,7	19,1	AISI 303	69	SH3-63-BSPP
	1/2"	1/2"	BSPP	1 1/8"	54,1	21,1	32,9	23,5	AISI 303	122	SH4-63-BSPP
	3/4"	3/4"	BSPP	1 3/8"	64,5	21,9	40,3	31,4	AISI 303	217	SH6-63-BSPP
	1"	1"	BSPP	1 5/8"	73,8	25,2	47,2	37,7	AISI 303	345	SH8-63-BSPP
 <p>Female Thread</p>	1 1/2"	1 1/2"	BSPP	2 1/2"	124,7	67,5	69,9	44,5	AISI 303	1315	SH12-63N-BSPP

⚠ Please consider our security advices in our main catalogues ⚠

Body Size

1/4 up to 1"

ST-Series



Technical Description

Non-valved couplings.
Maximal flow. Minimal pressure drop. Easy cleaning.
This series is also manufactured as an alternative in brass and AISI 316 material.

Working Temperature

-40°C up to +110°C (NBR)
depending on the medium.

Special seals are available on request.



Advantages

No valving allows minimal pressure drop, maximal flow and easy cleaning.

Sleeve-Lock

ST series couplers can be furnished with locking sleeves. Place suffix letters **SL** (Sleeve-lock) after regular catalog numbers. Example: **SST-4M-SL**

Max. Working Pressure

20 bar

Material

Material Coupling: Stainless Steel
Coupling Body: AISI 303
Sleeve: AISI 303
Back-up Ring: AISI 303

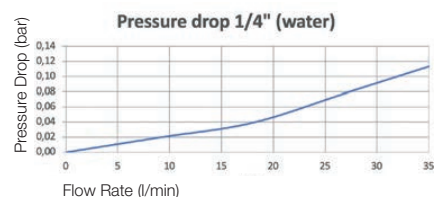
Valve: AISI 303
Seals: NBR
Locking Balls: AISI 303
Material Plug: Stainless Steel
Plug Body: AISI 303

Applications

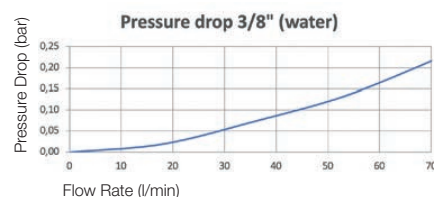
- Mold coolant lines
- Food industry
- High pressure water and steam washers
- Water distribution lines

Flow diagrams

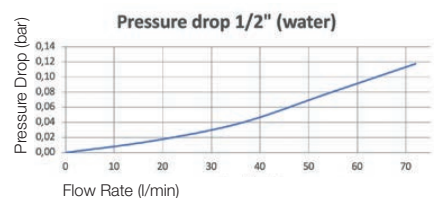
Water



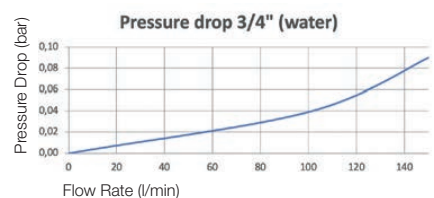
Water



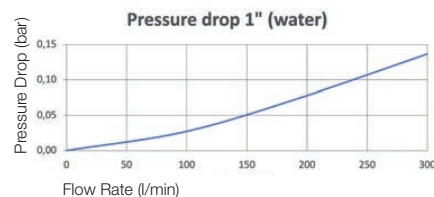
Water



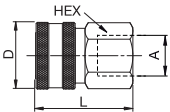
Water



Water



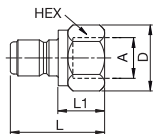
Couplings ST-Series Stainless Steel



Female Thread

Body Size	Connection A	Thread	Hex	L mm	L1 mm	L2 mm	D mm	Bore mm	Version	Weight gr.	Part Number
1/4"	1/4"	BSPP	13/16"	39,1			23,8	6,4	AISI 303	74	SST-2-BSPP
3/8"	3/8"	BSPP	1"	41,7			29,0	9,5	AISI 303	115	SST-3-BSPP
1/2"	1/2"	BSPP	1 1/8"	50,3			33,3	11,9	AISI 303	172	SST-4-BSPP
3/4"	3/4"	BSPP	1 7/16"	54,6			41,7	18,3	AISI 303	268	SST-6-BSPP
1"	1"	BSPP	1 3/4"	62			51,3	23,8	AISI 303		SST-8-BSPP

Plugs ST-Series Stainless Steel



Female Thread

Body Size	Connection A	Thread	Hex	L mm	L1 mm	L2 mm	D mm	Bore mm	Version	Weight gr.	Part Number
1/4"	1/4"	BSPP	3/4"	37,1	18,1		21,9	6,4	AISI 303	36	SST-N2-BSPP
3/8"	3/8"	BSPP	7/8"	41,3	19,1		25,6	9,5	AISI 303	53	SST-N3-BSPP
1/2"	1/2"	BSPP	1 1/8"	48,5	24,7		32,9	11,9	AISI 303	103	SST-N4-BSPP
3/4"	3/4"	BSPP	1 3/8"	54,5	26,5		40,2	18,3	AISI 303	156	SST-N6-BSPP
1"	1"	BSPP	1 5/8"	59,5	29,0		47,5	23,8	AISI 303		SST-N8-BSPP

⚠ Please consider our security advices in our main catalogues ⚠

Nominal Diameter

3/6/9

Parker Series

NSIC/NSAC



Technical Description

NSIC and NSAC cartridges are the right solution for blind mate connections. They allow a misalignment at connection between the nipple and coupler half and they are dripless.

Working Temperature

-20°C up to +150°C (EPDM).
Other materials available on request.



Advantages

- No spillage during connection/disconnection
- Low pressure drop
- Advanced internal design for cooling applications
- Can be used either with water or heat transfer fluids
- Allow ± 1 mm misalignment at connection

Max. Working Pressure

20 bar
* maximum static working pressure
with design factor 4 to 1.

Material

Aluminium, Stainless Steel or Brass nickel plated

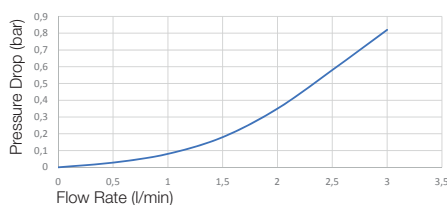
Applications

- Electronic cabinets
- Converters
- Radar
- Computer and telecommunications

Flow diagrams

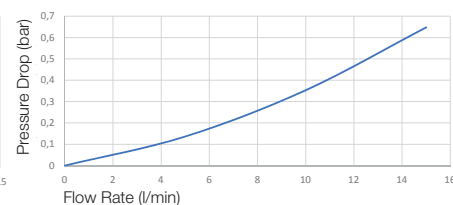
Water

NSI Ø3 water



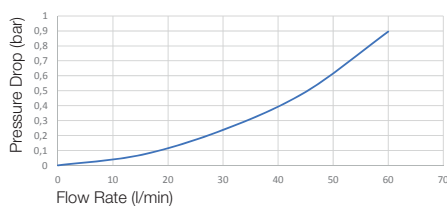
Water

NSI Ø6 water

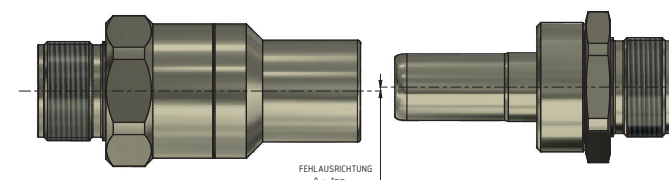


Water

NSI Ø9 (water)



Blind mate connection with misalignment allowed



Couplings Series NSIC/NSAC

	DN	L mm	D mm	HEX mm
<p>Female Thread</p>	3	20,5	13	16
	6	47,5	20	24
	9	65	26	35

Plugs Series NSIC/NSAC

	DN	L mm	D mm	HEX mm
	3	29,5	19	20
	6	42,3	23	24
	9	55	33	35

End connections to be defined function of the needs.



Technical Description

The RNS are rigid couplings with flat face valves. They can be mounted on rigid manifolds or tubing and assure connection/disconnection without spillage. Base material is brass and stainless steel.

Advantages

- Push-Pull connection/disconnection, break-away function.
- Dry-break connection/disconnection.
- Connection guiding system and compensation of misalignment during connection on rack systems (when both are mounted on rigid devices).
- Specific design for cooling applications.

⚠ Please consider our security advices in our main catalogues ⚠


“Plug & Play” - Customized Systems

We offer engineering support to our customers for the co-development of the complete cooling installation. A special care is accorded to the pressure drop for energy saving and to assure the optimal temperature management.







We propose a complete 100% tested solution integrating our products, between the chiller to the component to be cooled.


Our solutions include:

- **Manifolds** – several materials available
- **Couplings or cartridges** – from 3mm ID to 25 mm ID available in different materials and seals
- **Hose assemblies** – including Push-lok (hose barb) end connections for an optimal number of components
- **Bleeding valves, flow regulators, etc.**
- **Pressure and flow sensors**
- **Others...**



Our support:


-  Co-design of your cooling system
-  Mechanical, thermal & flow simulation
-  Building sample & prototype
-  Laboratory validation
-  Tightness test 100% serial parts
-  Packaging optimization



Shape your Future Cooling System together...

For more information about the characteristics or feasibility please contact us.

- **Liana Jaskot** – liana.jaskot@parker.com
- **Torsten Boehme** – torsten.boehme@parker.com
- **Thomas Sennac** – thomas.sennac@parker.com



Parker Worldwide

Europe, Middle East, Africa

AE – United Arab Emirates, Dubai
Tel: +971 4 8127100
parker.me@parker.com

AT – Austria, St. Florian
Tel: +43 (0)7224 66201
parker.austria@parker.com

AZ – Azerbaijan, Baku
Tel: +994 50 2233 458
parker.azerbaijan@parker.com

BE/NL/LU – Benelux, Hendrik Ido Ambacht
Tel: +31 (0)541 585 000
parker.nl@parker.com

BG – Bulgaria, Sofia
Tel: +359 2 980 1344
parker.bulgaria@parker.com

BY – Belarus, Minsk
Tel: +48 (0)22 573 24 00
parker.poland@parker.com

CH – Switzerland, Etoy
Tel: +41 (0)21 821 87 00
parker.switzerland@parker.com

CZ – Czech Republic, Klecany
Tel: +420 284 083 111
parker.czechrepublic@parker.com

DE – Germany, Kaarst
Tel: +49 (0)2131 4016 0
parker.germany@parker.com

DK – Denmark, Ballerup
Tel: +45 43 56 04 00
parker.denmark@parker.com

ES – Spain, Madrid
Tel: +34 902 330 001
parker.spain@parker.com

FI – Finland, Vantaa
Tel: +358 (0)20 753 2500
parker.finland@parker.com

FR – France, Contamine s/Arve
Tel: +33 (0)4 50 25 80 25
parker.france@parker.com

GR – Greece, Piraeus
Tel: +30 210 933 6450
parker.greece@parker.com

HU – Hungary, Budaörs
Tel: +36 23 885 470
parker.hungary@parker.com

IE – Ireland, Dublin
Tel: +353 (0)1 466 6370
parker.ireland@parker.com

IL – Israel
Tel: +39 02 45 19 21
parker.israel@parker.com

IT – Italy, Corsico (MI)
Tel: +39 02 45 19 21
parker.italy@parker.com

KZ – Kazakhstan, Almaty
Tel: +7 7273 561 000
parker.easteurope@parker.com

NO – Norway, Asker
Tel: +47 66 75 34 00
parker.norway@parker.com

PL – Poland, Warsaw
Tel: +48 (0)22 573 24 00
parker.poland@parker.com

PT – Portugal
Tel: +351 22 999 7360
parker.portugal@parker.com

RO – Romania, Bucharest
Tel: +40 21 252 1382
parker.romania@parker.com

RU – Russia, Moscow
Tel: +7 495 645-2156
parker.russia@parker.com

SE – Sweden, Spånga
Tel: +46 (0)8 59 79 50 00
parker.sweden@parker.com

SK – Slovakia, Banská Bystrica
Tel: +421 484 162 252
parker.slovakia@parker.com

SL – Slovenia, Novo Mesto
Tel: +386 7 337 6650
parker.slovenia@parker.com

TR – Turkey, Istanbul
Tel: +90 216 4997081
parker.turkey@parker.com

UA – Ukraine, Kiev
Tel: +48 (0)22 573 24 00
parker.poland@parker.com

UK – United Kingdom, Warwick
Tel: +44 (0)1926 317 878
parker.uk@parker.com

ZA – South Africa, Kempton Park
Tel: +27 (0)11 961 0700
parker.southafrica@parker.com

North America

CA – Canada, Milton, Ontario
Tel: +1 905 693 3000

US – USA, Cleveland
Tel: +1 216 896 3000

Asia Pacific

AU – Australia, Castle Hill
Tel: +61 (0)2-9634 7777

CN – China, Shanghai
Tel: +86 21 2899 5000

HK – Hong Kong
Tel: +852 2428 8008

IN – India, Mumbai
Tel: +91 22 6513 7081-85

JP – Japan, Tokyo
Tel: +81 (0)3 6408 3901

KR – South Korea, Seoul
Tel: +82 2 559 0400

MY – Malaysia, Shah Alam
Tel: +60 3 7849 0800

NZ – New Zealand, Mt Wellington
Tel: +64 9 574 1744

SG – Singapore
Tel: +65 6887 6300

TH – Thailand, Bangkok
Tel: +662 186 7000

TW – Taiwan, Taipei
Tel: +886 2 2298 8987

South America

AR – Argentina, Buenos Aires
Tel: +54 3327 44 4129

BR – Brazil, Sao Jose dos Campos
Tel: +55 800 727 5374

CL – Chile, Santiago
Tel: +56 2 623 1216

MX – Mexico, Toluca
Tel: +52 72 2275 4200



EMEA Product Information Centre

Free phone: 00 800 27 27 5374

(from AT, BE, CH, CZ, DE, DK, EE, ES, FI, FR, IE, IL, IS, IT, LU, MT, NL, NO, PL, PT, RU, SE, SK, UK, ZA)

US Product Information Centre

Toll-free number: 1-800-27 27 537

www.parker.com

Your local authorized Parker distributor