



aerospace
climate control
electromechanical
filtration
fluid & gas handling
hydraulics
pneumatics
process control
sealing & shielding



Black Eagle Product Manual

Catalogue 4466-UK



ENGINEERING YOUR SUCCESS.

Black Eagle Product Manual

For Your Safety

The hose assemblies listed in this product manual are all special constructions with the hose having up to eight spiral layers of steel wire. Due to this construction, pressures are achieved which far exceed German and international standards. These hose types are manufactured and tested according to the **polyflex**[®] standards which have proved to be effective over many years.

polyflex[®] hose assemblies are used at considerable working pressures. The critical area of a hose assembly is the connection between flexible hose and rigid fitting (crimping area). Only the use of original **polyflex**[®] components (hose, fittings and tooling) and full compliance with the **polyflex**[®] assembly instructions can guarantee safety and conformity with standards. It is essential that training be given to customers in the hose assembly process in order to make high quality **polyflex**[®] maximum pressure hose assemblies.

For the production and testing of the hose assemblies relevant to the applications, the guidelines and technical regulations as well as the protection and hazard prevention rulings must be adhered to.

Manufacturers of **polyflex**[®] hose assemblies are obliged to mark these hose assemblies according to the regulations and to verify their safety by a final pressure test.

Non-compliance with these rules can lead to the premature failure of the hose assembly and the loss of warranty.



Catalogue 4466-UK

General table of contents

Chapter 1 Polyflex Division Europe

Chapter 2 Black Eagle Hose Series

Chapter 3 Hose and Fittings

Chapter 4 Technical Information

The content contained in this product manual has been compiled with the greatest care and corresponds to the information currently available to us.

However, we would like to point out that we reserve the right to make technical changes and we kindly request you to contact us should you have any special questions.

Chapter 1

Polyflex Division Europe

1.1	Who is Parker Polyflex	1-2
1.2	ISO 9001 Certificate.....	1-3

1.1 Who is Parker Polyflex?

Parker Hannifin offers an extensive program of systems and components for fluid handling technology. Parker is structured into sales offices and manufacturing divisions to guarantee optimum focus on our customers' demands and market interests at any time.

The Polyflex division, with headquarter located in Hüttenfeld, Germany, provides thermoplastic hoses and tubes. These are applied in a variety of different markets such as standard hydraulics, ultra high pressure applications, and oil & gas industry. As a market leader in many areas and with a unique product range we are pleased to assist you with all your queries.



1.2 ISO 9001 Certificate



MANAGEMENT SYSTEM CERTIFICATE

Certificate No: 74824-2010-AQ-GER-DAKKS	Initial certification date: 01. July 2010	Valid: 18. October 2017 - 30. June 2019
--	--	--

This is to certify that the management system of

**Parker Hannifin Manufacturing
Germany GmbH & Co. KG –
Polyflex Division Europe**
An der Tuchbleiche 4, 68623 Lampertheim, Germany

has been found to conform to the Quality Management System standard:

ISO 9001:2015

This certificate is valid for the following scope:

**Development, production and sales of thermoplastic tubing, high pressure
and ultra high pressure hoses and hose assemblies and of the respective
fittings and components**

Place and date:
Essen, 18. October 2017





Deutsche
Akkreditierungsstelle
D-ZM-18453-01-00

For the issuing office:
DNV GL - Business Assurance
Schmieringhof 14, 45329 Essen, Germany



Thomas Beck
Technical Manager

Lack of fulfillment of conditions as set out in the Certification Agreement may render this Certificate invalid.
ACCREDITED UNIT: DNV GL Business Assurance Zertifizierung und Umweltgutachter GmbH, Schmieringhof 14, 45329 Essen, Germany.
TEL: +49 201 7296-222. www.dnvgl.de/assurance

Chapter 2

Black Eagle Hose Series

2.1	Black Eagle Hose series – A unique product for demanding applications.....	2-2
2.2	Design and construction principles	2-3
2.3	ColorGard™ – Improve your hose management	2-5
2.4	Fittings for Black Eagle hoses.....	2-6
2.5	Examples of Applications	2-7
2.6	At a glance – Features and Benefits	2-8

2.1 Black Eagle Hose series – A unique product for demanding applications


This product manual provides details about design, features, benefits and applications of Black Eagle Hose series. It will help readers and users to identify new solutions for their applications, and also new applications for this unique series of thermoplastic high pressure hoses.

Black Eagle is a hose series of multi-spiral, wire reinforced thermoplastic high pressure hoses specifically designed for the oil and gas market, covering applications in offshore projects and land operations.

For many years this range of hoses has enabled our customers to optimize well completion and production by performing operations like acidizing, cementing, methanol injection or gas injection.



2.2 Design and construction principles



Each operation has a potentially different demand for product features due to a wide variety of application parameter like:

- Composition of fluids
- Temperatures and pressures
- Short term pressure fluctuations
- Static and dynamic loads
- Safety requirements and standards

To cover most of them Polyflex offers Black Eagle in 3 different versions:

- Black Eagle
- Black Eagle Light
- Golden Eagle

All Black Eagle hoses consist of:

- A thermoplastic core tube
- A high tensile steel wire reinforcement
- A thermoplastic sheath

The decision about the type of core tube, number and strength of wires and the type of sheath differentiates the types of Black Eagle hoses and provides unique characteristics

Thermoplastic core tube

The essential requirement for a hose is to contain and transmit a liquid or gas. The core tube of a thermoplastic hose is therefore in direct contact with that liquid or gas. The selection of the core tube material depends on chemical compatibility, service temperature, and diffusion rate under operating conditions:

- **Black Eagle:** The core tube of Black Eagle is an extruded PA11 tube. This polyamide grade is widely used in the Oil&Gas industry to convey different types of fluids. So it is used in high-performance applications like well injection or fracking. It can operate within a wide range of working temperatures (-40°C up to +70°C), has a high dimensional stability and is low in density.
- **Black Eagle Light:** It has also a PA11 core tube. The only difference is that it has 2 colored layers – a black inner layer and a yellow outer layer. This feature is called Inner Color-Gard™. It helps to simplify the visual inspection of Black Eagle Light hose assemblies to detect core tube erosion in abrasive applications.
- **Golden Eagle:** Proprietary fluoropolymer based core tube designed for use in chemical injection systems at high temperature levels. The tubing shows low permeation rates and provides an excellent chemical resistance. Proven to handle methanol at 100°C and 15,000 psi working pressure.

All thermoplastic core tubes are manufactured with an extremely smooth and clean inner surfaces. This provides minimum flow resistance and minimum pressure drop in service.

Spiralized wire reinforcement

Our reinforcement allows flexibility in service without compromising fluid transfer. Various layers of high tensile strength steel wires are used to achieve the best combination of pressure resistance, flexibility, and volumetric expansion.

Thermoplastic sheath


The basic function of the sheath is to protect the wire reinforcement from demanding environmental impacts. This could be corrosive fluids like seawater or extreme abrasive conditions. There are two types of sheaths available.

1. **Standard sheath:** a thick Polyurethane sheath for abrasive applications like cementing (Black Eagle Light).
2. **ColorGard™ sheath:** An extra thick dual layer Polyurethane sheath consisting of a red inner layer and a black outer layer (Black Eagle) or golden outer layer (Golden Eagle). It offers both an abrasion resistant extra thick cover for long service life and acts as an additional safety feature. This concept is a visual early warning system for detection of excessive abrasion. This feature avoids possible injuries and reduction of downtime by anticipating failure.

2.3 ColorGard™ - Improve your hose management

ColorGard™, a visual early warning system to detect excessive abrasion of the hose. First implemented only for the sheath, we have it now integrated also on the core tube for the new Black Eagle Light series. Its core tube consists of two different colored layers – a black inner layer and a yellow outer layer. The purpose of this is to provide visibility for potential core tube erosion that may occur during the service life of the hose. Should the inside wall erode, yellow spots or traces along the wall of the liner would become visible during an inspection. By using a borescope, the hose assembly can be properly inspected for tube and fitting wear.

This works very similar to the ColorGard™ feature of Black Eagle and Golden Eagle on the hose sheath. Excessive abrasion becomes visible by red spots on the sheath – easily detected by visual inspection.



2.4 Fittings for Black Eagle hoses

Parker Polyflex provides a large range of fittings for the Black Eagle hoses. Besides Hammerlug unions in different pressure ratings and API flanges, we may also offer customized solutions – please send us your request.

The choice of material depends on several parameters:

- Pressure rating
- Required corrosion resistance

Polyflex provides also the option to choose special alloys. Our team of engineers will find the best solution for you application.



2.5 Examples of Applications

Annulus lines for RWI (Riserless Well Intervention) and High pressure lines in pressure pumping jobs like:

- Well injection (water, gas, chemicals)
- Cementing
- Acidizing
- Fracking
- Mud pumping



2.6 At a glance: Features and Benefits

Features	Benefits
ColorGard™, an extra thick dual color Polyurethane sheath or PA11 core tube	Increased safety – superior abrasion resistance in combination with a visual indication for damaged sheaths or core tubes
Long continuous lengths up to 1,500 m without splicing (depending on hose type)	Less connections – therefore less risk of leakage, less risk to workforce, less pressure drop and faster deployment
Superior chemical resistant core tube – either seamless PA11 or fluoropolymer based	Long service life and less maintenance
Compact design – smaller OD than flexible pipe	Less effort for logistics due to increased hose capacity per reel
Up to 30% weight reduction in comparison to R13 rubber hoses – more than 70% in comparison to flexible pipe	Easier handling and faster installation
ID from 1 1/4” up to 3” – working pressure from 3,000 psi (207 bar) up to 15,000 psi (1035 bar) – temperature range from -40°C up to 100°C	Comprehensive range of hoses to cover most applications
Lower bend radius compared to composite hose	Easier handling much better flexibility


Chapter 3

Hose and fittings


3.1	Part number system.....	3-2
3.3	Hose overview.....	3-3
3.4	Hose specifications.....	3-4
3.5	Accessories	3-25

3.1 Part number system

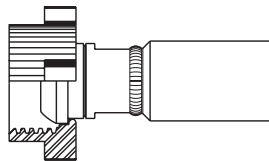
Hoses



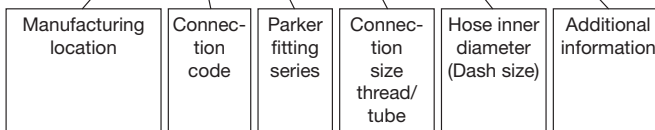
2580 N - 32 V80



Fittings



1 HE BL - 32 - 32 - FLAT



3.2 Hose overview

Black Eagle Light

#	ID		OD	Max. working pressure	Min. burst pressure	Min. bend radius	Max. length	Weight	Ultimate collapse pressure	
	size DN	inch mm		inch mm	psi MPa	psi MPa			inch mm	ft m
2240N-32V10	-32	2	2.70	3,000	12,000	19.7	3,281	2.96	550	
	50	51	68.5	20.7	82.7	500	1000	4.40	3.8	
2248N-32V10	-32	2	2.70	5,000	12,500	19.7	3,281	2.96	550	
	50	51	68.5	34.5	86.2	500	1000	4.40	3.8	
2449N-32V10	-32	2	2.89	8,000	20,000	25.6	3,281	5.14	710	
	50	51	73.5	55.2	138.0	650	1000	7.65	4.9	

Black Eagle

	size DN	inch mm	inch mm	psi MPa	psi MPa	inch mm	ft m	lbs/ft kg/m	psi MPa
2440N-20V80	-20	1 1/4	2.19	10,000	25,000	15.8	4,921	2.55	870
	32	32.2	55.5	69.0	172.5	400	1500	3.80	6.0
2640N-24V80	-24	1 1/2	2.78	10,000	33,350	19.7	3,281	4.84	950
	40	38.0	70.5	69.0	230.0	500	1000	7.20	6.5
2640N-24V80-15K	-24	1 1/2	2.60	15,000	33,750	19.7	3,281	4.37	957
	40	38.0	66.0	103.5	233.0	500	1000	6.50	6.6
2448N-32V80	-32	2	3.17	5,000	20,000	19.7	4,593	5.71	710
	50	50.5	80.5	34.5	138.0	500	1400	8.50	4.9
2580N-32V80	-32	2	3.33	10,000	25,000	31.5	4,593	6.32	826
	50	50.5	84.5	69.0	172.5	800	1400	9.40	5.7
2648N-32V80	-32	2	3.39	15,000	33,750	31.5	4,101	8.13	870
	50	50.5	86.0	103.5	233.0	800	1250	12.10	6.0
2240N-48V80	-48	3	4.49	5,000	12,500	40.0	1,148	7.73	290
	78	75.0	114.0	34.5	86.2	1000	350	11.50	2.0
2440N-48V80	-48	3	4.80	10,000	20,000	43.3	984	12.57	957
	78	75.0	122.0	69.0	138.0	1100	300	18.70	6.6
2640N-48V80	-48	3	5.12	15,000	33,750	47.2	820	18.48	1,160
	78	75.0	130.0	103.5	233.0	1200	250	27.50	8.0

Golden Eagle

	size DN	inch mm	inch mm	psi MPa	psi MPa	inch mm	ft m	lbs/ft kg/m	psi MPa
2640M-24V88	-24	1 1/2	2.78	10,000	33,350	19.7	1,970	4.84	950
	40	38.0	70.5	69.0	230.0	500	600	7.20	6.5
2448M-32V88	-32	2	3.23	5,000	20,000	19.7	1,970	5.71	710
	50	50.5	82.0	34.5	138.0	500	600	8.50	4.9
2580M-32V88	-32	2	3.33	10,000	25,000	31.5	1,970	6.32	825
	50	50.5	84.5	69.0	172.5	800	600	9.40	5.7

3.4 Hose specifications

2" – 3,000 psi **Black Eagle** Light Hose with inner ColorGard™ 2240N-32V10



CONSTRUCTION Core tube : PA11 with inner ColorGard™
Pressure reinforcement : 2 layers of high tensile steel wire

Cover : Extra thick TPU sheath
Colour : Black

TEMPERATURE RANGE -40°C up to +100°C / -40°F up to 212°F

MAX. LENGTH 1,000 m
For longer length requests please contact Polyflex Division

CERTIFICATES DNVGL Type Approval TAD0000CA (see chapter 4)

2240N-32V10

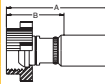
ID		OD		Max. working pressure		Test pressure		Min. burst pressure		Min. bend radius		Weight		Collapse pressure	
mm	inch	mm	inch	MPa	psi	MPa	psi	MPa	psi	mm	inch	kg/m	lbs/ft	MPa	psi
51	2	68.5	2.70	20.7	3,000	31.1	4,500	82.7	12,000	500	19.7	4.4	2.96	3.8	550

Available steel and stainless steel fitting (not suitable for subsea):

1502 Hammerlug union male

Material: special steel, zinc plated

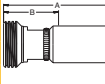
Part no.	Thread size	A		B		Working pressure	
		mm	inch	mm	inch	MPa	psi
1HES6-32-32-FLAT	4 1/8"-3 ACME	207	8.15	113.0	4.45	103.5	15,000



1502 Hammerlug union female

Material: special steel, zinc plated

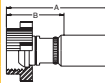
Part no.	Thread size	A		B		Working pressure	
		mm	inch	mm	inch	MPa	psi
1HNS6-32-32	4 1/8"-3 ACME	190	7.50	94.4	3.80	103.5	15,000



1502 Hammerlug union male

Material: Special Steel and Stainless Steel Materials

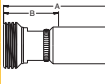
Part no.	Thread size	A		B		Working pressure	
		mm	inch	mm	inch	MPa	psi
1HES6-32-32-FLAT-SC	4 1/8"-3 ACME	207.0	8.15	113.0	4.45	103.5	15,000



1502 Hammerlug union female

Material: Special Steel and Stainless Steel Materials

Part no.	Thread size	A		B		Working pressure	
		mm	inch	mm	inch	MPa	psi
1HNS6-32-32-SC	4 1/8"-3 ACME	190.0	7.50	94.4	3.80	103.5	15,000



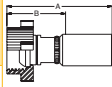
2" – 3,000 psi **Black Eagle** Light Hose with inner ColorGard™
2240N-32V10



Available Subsea Fittings:

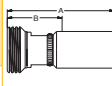
1502 Hammerlug union male

Material: Special Steel and Stainless Steel Materials

Part no.	Thread size	A		B		Working pressure		
		mm	inch	mm	inch	MPa	psi	
1HES6-32-32-FLAT-SUBSEA *	4 1/8"-3 ACME	207.0	8.15	113	4.45	103.5	15,000	

1502 Hammerlug union female

Material: Special Steel and Stainless Steel Materials

Part no.	Thread size	A		B		Working pressure		
		mm	inch	mm	inch	MPa	psi	
1HNS6-32-32-SUBSEA *	4 1/8"-3 ACME	190.0	7.50	96	3.80	103.5	15,000	

* Material Certificates available on request.

**2" – 5,000 psi *Black Eagle* Light Hose with inner ColorGard™
2248N-32V10**



CONSTRUCTION Core tube : PA11 with inner ColorGard™
Pressure reinforcement : 2 layers of high tensile steel wire

Cover : Extra thick TPU sheath
Colour : Black

TEMPERATURE RANGE -40°C up to +100°C / -40°F up to 212°F

MAX. LENGTH 1,000 m
For longer length requests please contact Polyflex Division

CERTIFICATES DNVGL Type Approval TAD00000CA (see chapter 4)

2248N-32V10

ID		OD		Max. working pressure		Test pressure		Min. burst pressure		Min. bend radius		Weight		Collapse pressure	
mm	inch	mm	inch	MPa	psi	MPa	psi	MPa	psi	mm	inch	kg/m	lbs/ft	MPa	psi
51	2	68.5	2.70	34.5	5,000	51.8	7,500	86.2	12,500	500	19.7	4.4	2.96	3.8	550

Available steel and stainless steel fitting (not suitable for subsea):

1502 Hammerlug union male

Material: special steel, zinc plated

Part no.	Thread size	A		B		Working pressure		
		mm	inch	mm	inch	MPa	psi	
1HES6-32-32-FLAT	4 1/8"-3 ACME	207	8.15	113	4.45	103.5	15,000	

1502 Hammerlug union female

Material: special steel, zinc plated

Part no.	Thread size	A		B		Working pressure		
		mm	inch	mm	inch	MPa	psi	
1HNS6-32-32	4 1/8"-3 ACME	190	7.50	96	3.80	103.5	15,000	

1502 Hammerlug union male

Material: Special Steel and Stainless Steel Materials

Part no.	Thread size	A		B		Working pressure		
		mm	inch	mm	inch	MPa	psi	
1HES6-32-32-FLAT-SC	4 1/8"-3 ACME	207	8.15	113	4.45	103.5	15,000	

1502 Hammerlug union female

Material: Special Steel and Stainless Steel Materials

Part no.	Thread size	A		B		Working pressure		
		mm	inch	mm	inch	MPa	psi	
1HNS6-32-32-SC	4 1/8"-3 ACME	190	7.50	96	3.80	103.5	15,000	

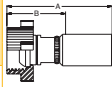
2" – 5,000 psi **Black Eagle** Light Hose with inner ColorGard™
2248N-32V10



Available Subsea Fittings:

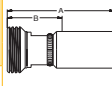
1502 Hammerlug union male

Material: Special Steel and Stainless Steel Materials

Part no.	Thread size	A		B		Working pressure		
		mm	inch	mm	inch	MPa	psi	
1HES6-32-32-FLAT-SUBSEA *	4 1/8"-3 ACME	207	8.15	113	4.45	103.5	15,000	

1502 Hammerlug union female

Material: Special Steel and Stainless Steel Materials

Part no.	Thread size	A		B		Working pressure		
		mm	inch	mm	inch	MPa	psi	
1HNS6-32-32-SUBSEA *	4 1/8"-3 ACME	190	7.50	96	3.80	103.5	15,000	

* Material Certificates available on request.

Black Eagle Product Manual
Hose and fittings

2" – 8,000 psi **Black Eagle** Light Hose with inner ColorGard™
2449N-32V10



CONSTRUCTION Core tube : PA11 with inner ColorGard™
Pressure reinforcement : 4 layers of high tensile steel wire

Cover : Extra thick TPU sheath
Colour : Black

TEMPERATURE RANGE -40°C up to +100°C / -40°F up to 212°F

MAX. LENGTH 1,000 m
For longer length requests please contact Polyflex Division

CERTIFICATES DNVGL Type Approval TAD00000CA (see chapter 4)

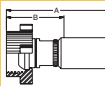
2449N-32V10

ID		OD		Max. working pressure		Test pressure		Min. burst pressure		Min. bend radius		Weight		Collapse pressure	
mm	inch	mm	inch	MPa	psi	MPa	psi	MPa	psi	mm	inch	kg/m	lbs/ft	MPa	psi
51	2	73.5	2.89	55.2	8,000	82.8	12,000	138.0	20,000	650	25.6	7.65	5.14	4.9	710

Available stainless steel fitting (not suitable for subsea):

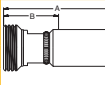
1502 Hammerlug union male

Material: Special Steel and Stainless Steel Materials

Part no.	Thread size	A		B		Working pressure		
		mm	inch	mm	inch	MPa	psi	
1HES8-32-32-FLAT-SC	4 1/8"-3 ACME	207	8.15	113	4.45	103.5	15,000	

1502 Hammerlug union female

Material: Special Steel and Stainless Steel Materials

Part no.	Thread size	A		B		Working pressure		
		mm	inch	mm	inch	MPa	psi	
1HNS8-32-32-SC	4 1/8"-3 ACME	190	7.50	96	3.80	103.5	15,000	

1 1/4" – 10,000 psi **Black Eagle** Hose with ColorGard™
2440N-20V80



CONSTRUCTION	Core tube	: PA11
	Pressure reinforcement	: 4 layers of high tensile steel wire
	Cover	: Extra thick dual layer TPU sheath
	Colour	: ColorGard™ – red inner sheath and black outer sheath

TEMPERATURE RANGE -40°C up to +100°C / -40°F up to 212°F

MAX. LENGTH 1,500 m
For longer length requests please contact Polyflex Division

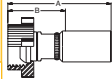
CERTIFICATES DNVGL Type Approval TAD00000CA (see chapter 4)

2440N-20V80

ID		OD		Max. working pressure		Test pressure		Min. burst pressure		Min. bend radius		Weight		Collapse pressure	
mm	inch	mm	inch	MPa	psi	MPa	psi	MPa	psi	mm	inch	kg/m	lbs/ft	MPa	psi
32.2	1 1/4	55.5	2.19	69.0	10,000	103.5	15,000	172.5	25,000	400	15.8	3.8	2.55	6.0	870

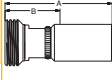
1502 Hammerlug union male

Material: Special Steel and Stainless Steel Materials

Part no.	Thread size	A		B		Working pressure		
		mm	inch	mm	inch	MPa	psi	
1HELX-32-20C4462-FLAT	4 1/8"-3 ACME	191	7.52	117	4.59	103.5	15,000	

1502 Hammerlug union female

Material: Special Steel and Stainless Steel Materials

Part no.	Thread size	A		B		Working pressure		
		mm	inch	mm	inch	MPa	psi	
1HNLX-32-20C4462	4 1/8"-3 ACME	176	6.92	101	3.98	103.5	15,000	

Black Eagle Product Manual
Hose and fittings

1 1/2" – 10,000 psi **Black Eagle** Hose with ColorGard™
2640N-24V80



CONSTRUCTION	Core tube	: PA11
	Pressure reinforcement	: 6 layers of high tensile steel wire
COVER	Cover	: Extra thick dual layer TPU sheath
	Colour	: ColorGard™ – red inner sheath and black outer sheath

TEMPERATURE RANGE -40°C up to +70°C / -40°F up to 158°F

MAX. LENGTH 1,000 m
For longer length requests please contact Polyflex Division

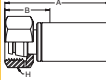
CERTIFICATES DNVGL Type Approval TAD00000CA (see chapter 4)

2640N-24V80

ID		OD		Max. working pressure		Test pressure		Min. burst pressure		Min. bend radius		Weight		Collapse pressure	
mm	inch	mm	inch	MPa	psi	MPa	psi	MPa	psi	mm	inch	kg/m	lbs/ft	MPa	psi
38.0	1 1/2	70.5	2.78	69.0	10,000	103.5	15,000	230.0	33,350	500	19.7	7.20	4.84	6.5	950

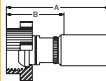
Metric swivel fitting with O-ring

Material: Special Steel and Stainless Steel Materials

Part no.	Thread size	A		B		H	Working pressure		
		mm	inch	mm	inch		MPa	psi	
1C95X-38-24COSK-TC	M52 x 2	143	5.63	50	1.97	65	103.5	15,000	

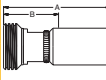
1502 Hammerlug union male

Material: Special Steel and Stainless Steel Materials

Part no.	Thread size	A		B		Working pressure	
		mm	inch	mm	inch		
1HE5X-32-24C4462-FLATTC	4 1/8"-3 ACME	232	9.13	108	4.25	103.5	15,000

1502 Hammerlug union female

Material: Special Steel and Stainless Steel Materials

Part no.	Thread size	A		B		Working pressure	
		mm	inch	mm	inch		
1HN5X-32-24C4462-TC	4 1/8"-3 ACME	245	9.65	108	4.25	103.5	15,000

1 1/2" – 15,000 psi **Black Eagle** Hose with ColorGard™
2640N-24V80-15K



CONSTRUCTION	Core tube	: PA11
	Pressure reinforcement	: 6 layers of high tensile steel wire
	Cover	: Extra thick dual layer TPU sheath
	Colour	: ColorGard™ – red inner sheath and black outer sheath
TEMPERATURE RANGE	-40°C up to +70°C / -40°F up to 158°F	
MAX. LENGTH	1,000 m For longer length requests please contact Polyflex Division	
CERTIFICATES	DNVGL Type Approval TAD00000CA (see chapter 4)	

2640N-24V80-15K

ID		OD		Max. working pressure		Test pressure		Min. burst pressure		Min. bend radius		Weight		Collapse pressure	
mm	inch	mm	inch	MPa	psi	MPa	psi	MPa	psi	mm	inch	kg/m	lbs/ft	MPa	psi
38.0	1 1/2	66.0	2.60	103.5	15,000	155.3	22,500	233.0	33,750	500	19.7	6.50	4.37	6.6	957

Metric swivel fitting with O-ring

Material: Special Steel and Stainless Steel Materials

Part no.	Thread size	A		B		Wrench size H mm	Working pressure		
		mm	inch	mm	inch		MPa	psi	
1C95X-38-24COSK-KOP2	M52 x 2	143	5.63	50	1.97	65	103.5	15,000	

1502 Hammerlug union male

Material: Special Steel and Stainless Steel Materials

Part no.	Thread size	A		B		Working pressure		
		mm	inch	mm	inch	MPa	psi	
1HE5X-32-24C4462-KOP2	4 1/8"-3 ACME	232	9.13	108	4.25	103.5	15,000	

1502 Hammerlug union female

Material: Special Steel and Stainless Steel Materials

Part no.	Thread size	A		B		Working pressure		
		mm	inch	mm	inch	MPa	psi	
1HN5X-32-24C4462-KOP2	4 1/8"-3 ACME	245	9.65	108	4.25	103.5	15,000	

Black Eagle Product Manual
Hose and fittings

2" – 5,000 psi **Black Eagle** Hose with ColorGard™
2448N-32V80



CONSTRUCTION	Core tube	: PA11
	Pressure reinforcement	: 4 layers of high tensile steel wire
	Cover	: Extra thick dual layer TPU sheath
	Colour	: ColorGard™ – red inner sheath and black outer sheath

TEMPERATURE RANGE -40°C up to +70°C / -40°F up to 158°F

MAX. LENGTH 1,400 m
For longer length requests please contact Polyflex Division

CERTIFICATES DNVGL Type Approval TAD00000CA (see chapter 4)

2448N-32V80

ID		OD		Max. working pressure		Test pressure		Min. burst pressure		Min. bend radius		Weight		Collapse pressure	
mm	inch	mm	inch	MPa	psi	MPa	psi	MPa	psi	mm	inch	kg/m	lbs/ft	MPa	psi
50.5	2	80.5	3.17	34.5	5,000	51.8	7,500	138.0	20,000	500	19.7	8.50	5.71	4.9	710

NPT Male fitting

Material: Special Steel and Stainless Steel Materials

Part no.	Thread size	A		B		ØR		Working pressure		
		mm	inch	mm	inch	mm	inch	MPa	psi	
101BL-32-32	2" NPT	275	10.8	129	5.08	83	3.27	34.5	5,000	
6015X-32-32-TC	2" NPT	244	9.61	107	4.22	82.5	3.25	34.5	5,000	

API flange, swivel

Material: Special Steel and Stainless Steel Materials

Part no.	API size	A		B		ØR	Seal	Working pressure		
		mm	inch	mm	inch			MPa	psi	
68K5X-29-32-API17DSV	1-13/16" 10000psi	250	9.84	113	4.46	185	7.28	BX151	69.0	10,000
18KBL-33-32-API17DSV-10K	2-1/16" 10000psi	275	10.83	129	5.08	210	8.27	BX152	69.0	10,000

API Hub

Material: Special Steel and Stainless Steel Materials

Part no.	API size	A		B		Seal	Working pressure		
		mm	inch	mm	inch		MPa	psi	
1HBBL-29-32-10K	1 13/16" 10000 psi	275	10.8	129	5.08	BX151	69.0	10,000	
1HBBL-33-32-10K-L*	2-1/16" 10000psi	280	11.0	134	5.28	BX152	69.0	10,000	

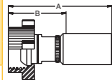
* with Inconel inlet

2" – 5,000 psi **Black Eagle** Hose with ColorGard™
2448N-32V80



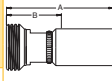
602 Hammerlug union male

Material: Special Steel and Stainless Steel Materials

Part no.	Thread size	A		B		Working pressure		
		mm	inch	mm	inch	MPa	psi	
6HE5X-32-32-602APITC	3 13/16" - 3 ACME	280	11.0	141	5.55	34.5	5,000	

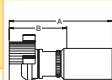
602 Hammerlug union female

Material: Special Steel and Stainless Steel Materials

Part no.	Thread size	A		B		Working pressure		
		mm	inch	mm	inch	MPa	psi	
6HN5X-32-32-602TC	3 13/16" - 3 ACME	245	9.65	106	4.17	34.5	5,000	

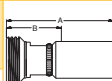
1502 Hammerlug union male

Material: Special Steel and Stainless Steel Materials

Part no.	Thread size	A		B		Working pressure		
		mm	inch	mm	inch	MPa	psi	
1HEBL-32-32-FLAT	4 1/8" - 3 ACME	278	10.9	132	5.21	103.5	15,000	
6HE5X-32-32-FLATTC	4 1/8" - 3 ACME	292	11.5	155	6.10	103.5	15,000	

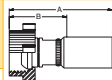
1502 Hammerlug union female

Material: Special Steel and Stainless Steel Materials

Part no.	Thread size	A		B		Working pressure		
		mm	inch	mm	inch	MPa	psi	
1HNBL-32-32	4 1/8" - 3 ACME	263	10.4	117	4.61	103.5	15,000	
6HN5X-32-32-TC	4 1/8" - 3 ACME	243	9.57	106	4.17	103.5	15,000	

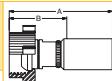
1502 Hammerlug union male, segmented

Material: Special Steel and Stainless Steel Materials

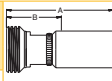
Part no.	Thread size	A		B		Working pressure		
		mm	inch	mm	inch	MPa	psi	
1HEBL-32-32-SEG	4 1/8" - 3 ACME	278	10.9	132	5.21	103.5	15,000	

2202 Hammerlug union male

Material: Special Steel and Stainless Steel Materials

Part no.	Thread size	A		B		Working pressure		
		mm	inch	mm	inch	MPa	psi	
1HEBL-32-32-FLAT-2202	3 5/8-5 ACME - 2G	290	11.4	144	5.67	103.5	15,000	

2202 Hammerlug union female

Part no.	Thread size	A		B		Working pressure		
		mm	inch	mm	inch	MPa	psi	
1HNBL-32-32-2202	3 5/8-5 ACME - 2G	265	10.4	119	4.68	103.5	15,000	

Black Eagle Product Manual
Hose and fittings

**2" – 10,000 psi *Black Eagle* Hose with ColorGard™
2580N-32V80**



- CONSTRUCTION**
- Core tube** : PA11
 - Pressure reinforcement** : 6 layers of high tensile steel wire
 - Cover** : Extra thick dual layer TPU sheath
 - Colour** : ColorGard™ – red inner sheath and black outer sheath

TEMPERATURE RANGE -40°C up to +70°C / -40°F up to 158°F

MAX. LENGTH 1,400 m
For longer length requests please contact Polyflex Division

CERTIFICATES DNVGL Type Approval TAD00000CA (see chapter 4)
ABS Product Design Assessment (PDA) Certificate 13-HS1036876-PDA

2580N-32V80

ID		OD		Max. working pressure		Test pressure		Min. burst pressure		Min. bend radius		Weight		Collapse pressure	
mm	inch	mm	inch	MPa	psi	MPa	psi	MPa	psi	mm	inch	kg/m	lbs/ft	MPa	psi
50.5	2	84.5	3.33	69.0	10,000	103.5	15,000	172.5	25,000	800	31.5	9.40	6.32	5.7	825

NPT Male fitting

Material: Special Steel and Stainless Steel Materials

Part no.	Thread size	A		B		ØR		Working pressure		
		mm	inch	mm	inch	mm	inch	MPa	psi	
101BL-32-32	2" NPT	275	10.8	129	5.08	83	3.27	34.5	5,000	
6015X-32-32	2" NPT	244	9.61	107	4.22	82.5	3.25	34.5	5,000	

API flange, swivel

Material: Special Steel and Stainless Steel Materials

Part no.	API size	A		B		ØR		Seal	Working pressure		
		mm	inch	mm	inch	mm	inch		MPa	psi	
68K5X-29-32-API17DSV	1-13/16" 10000psi	250.0	9.84	113	4.46	185	7.28	BX151	69.0	10,000	
18KBL-33-32-API17DSV-10K	2-1/16" 10000psi	275.0	10.83	129	5.08	210	8.27	BX152	69.0	10,000	

API Hub

Material: Special Steel and Stainless Steel Materials

Part no.	API size	A		B		Seal	Working pressure		
		mm	inch	mm	inch		MPa	psi	
1HBBL-29-32-10K	1 13/16" 10000 psi	275	10.8	129	5.08	BX151	69.0	10,000	
1HBBL-33-32-10K-L*	2-1/16" 10000psi	280	11.0	134	5.28	BX152	69.0	10,000	

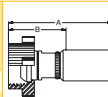
* with Inconel inlay

2" – 10,000 psi **Black Eagle** Hose with ColorGard™
2580N-32V80



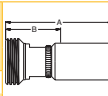
1502 Hammerlug union male

Material: Special Steel and Stainless Steel Materials

Part no.	Thread size	A		B		Working pressure		
		mm	inch	mm	inch	MPa	psi	
1HEBL-32-32-FLAT	4 1/8"-3 ACME	278	10.9	132	5.21	103.5	15,000	
6HE5X-32-32-FLATTC	4 1/8"-3 ACME	292	11.5	155	6.10	103.5	15,000	

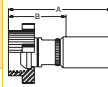
1502 Hammerlug union female

Material: Special Steel and Stainless Steel Materials

Part no.	Thread size	A		B		Working pressure		
		mm	inch	mm	inch	MPa	psi	
1HNBL-32-32	4 1/8"-3 ACME	263	10.4	117	4.61	103.5	15,000	
6HN5X-32-32-TC	4 1/8"-3 ACME	243	9.57	106	4.17	103.5	15,000	

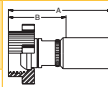
1502 Hammerlug union male, segmented

Material: Special Steel and Stainless Steel Materials

Part no.	Thread size	A		B		Working pressure		
		mm	inch	mm	inch	MPa	psi	
1HEBL-32-32-SEG	4 1/8" - 3 ACME	278	10.9	132	5.21	103.5	15,000	

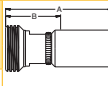
2202 Hammerlug union male

Material: Special Steel and Stainless Steel Materials

Part no.	Thread size	A		B		Working pressure		
		mm	inch	mm	inch	MPa	psi	
1HEBL-32-32-FLAT-2202	3 5/8-5 ACME – 2G	290	11.4	144	5.67	103.5	15,000	

2202 Hammerlug union female

Material: Special Steel and Stainless Steel Materials

Part no.	Thread size	A		B		Working pressure		
		mm	inch	mm	inch	MPa	psi	
1HNBL-32-32-2202	3 5/8-5 ACME – 2G	265	10.4	119	4.68	103.5	15,000	

Black Eagle Product Manual
Hose and fittings

2" – 15,000 psi *Black Eagle* Hose with ColorGard™
2648N-32V80



CONSTRUCTION Core tube : PA11
Pressure reinforcement : 6 layers of high tensile steel wire

Cover : Extra thick dual layer TPU sheath
Colour : ColorGard™ – red inner sheath and black outer sheath

TEMPERATURE RANGE -40°C up to +70°C / -40°F up to 158°F

MAX. LENGTH 1,250 m
For longer length requests please contact Polyflex Division

CERTIFICATES DNVGL Type Approval TAD00000CA (see chapter 4)

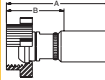
2648N-32V80

ID		OD		Max. working pressure		Test pressure		Min. burst pressure		Min. bend radius		Weight		Collapse pressure	
mm	inch	mm	inch	MPa	psi	MPa	psi	MPa	psi	mm	inch	kg/m	lbs/ft	MPa	psi
50.5	2	86.0	3.39	103.5	15,000	155.3	22,500	233.0	33,750	800	31.0	12.1	8.13	6.0	870

1502 Hammerlug union male

Material: Special Steel and Stainless Steel Materials

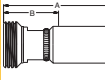
Part no.	Thread size	A		B		Working pressure	
		mm	inch	mm	inch	MPa	psi
1HECX-32-32-FLAT	4 1/8"-3 ACME	298	11.7	132	5.20	103.5	15,000



1502 Hammerlug union female

Material: Special Steel and Stainless Steel Materials

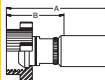
Part no.	Thread size	A		B		Working pressure	
		mm	inch	mm	inch	MPa	psi
1HNXC-32-32	4 1/8"-3 ACME	284	11.2	118	4.65	103.5	15,000



2202 Hammerlug union male

Material: Special Steel and Stainless Steel Materials

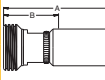
Part no.	Thread size	A		B		Working pressure	
		mm	inch	mm	inch	MPa	psi
1HECX-32-32-FLAT-2202	3 5/8"-5 ACME – 2G	290	11.4	124	4.88	103.5	15,000



2202 Hammerlug union female

Material: Special Steel and Stainless Steel Materials

Part no.	Thread size	A		B		Working pressure	
		mm	inch	mm	inch	MPa	psi
1HNXC-32-32-2202	3 5/8"-5 ACME – 2G	265	10.4	99	3.90	103.5	15,000



**3" – 5,000 psi *Black Eagle* Hose with ColorGard™
2240N-48V80**



CONSTRUCTION	Core tube	: PA11
	Pressure reinforcement	: 2 layers of high tensile steel wire
	Cover	: Extra thick dual layer TPU sheath
	Colour	: ColorGard™ – red inner sheath and black outer sheath

TEMPERATURE RANGE -40°C up to +70°C / -40°F up to 158°F

MAX. LENGTH 350 m
For longer length requests please contact Polyflex Division

CERTIFICATES DNVGL Type Approval TAD00000CA (see chapter 4)

2240N-48V80

ID		OD		Max. working pressure		Test pressure		Min. burst pressure		Min. bend radius		Weight		Collapse pressure	
mm	inch	mm	inch	MPa	psi	MPa	psi	MPa	psi	mm	inch	kg/m	lbs/ft	MPa	psi
75.0	3	114.0	4.49	34.5	5,000	51.8	7,500	86.2	12,500	1000	40.0	11.50	7.73	2.0	290

API flange, swivel

Material: Special Steel and Stainless Steel Materials

Part no.	API size	A		B		ØR	Seal	Working pressure		
		mm	inch	mm	inch			MPa	psi	
18KTX-65-48-API17DSV10KL	4 1/16" 10,000 psi	427	16.8	261	10.3	315	12.4	BX155	69	10000

602 Hammerlug union male

Material: Special Steel and Stainless Steel Materials

Part no.	Thread size	A		B		Working pressure		
		mm	inch	mm	inch	MPa	psi	
1HETX-48-48-FLAT-602	5 3/8" - 3 ACME	372	14.6	206	8.11	34.5	5,000	

602 Hammerlug union female

Material: Special Steel and Stainless Steel Materials

Part no.	Thread size	A		B		Working pressure		
		mm	inch	mm	inch	MPa	psi	
1HNTX-48-48-602	5 3/8" - 3 ACME	350	13.8	184	7.25	34.5	5,000	

1502 Hammerlug union male

Material: Special Steel and Stainless Steel Materials

Part no.	Thread size	A		B		Working pressure		
		mm	inch	mm	inch	MPa	psi	
1HETX-48-48-FLAT	5 3/8" - 3 1/2 - ACME	378	14.9	212	8.35	103.5	15,000	

1502 Hammerlug union female

Material: Special Steel and Stainless Steel Materials

Part no.	Thread size	A		B		Working pressure		
		mm	inch	mm	inch	MPa	psi	
1HNTX-48-48	5 3/8" - 3 1/2 - ACME	350	13.8	184	7.25	103.5	15,000	



Black Eagle Product Manual
Hose and fittings

3" – 10,000 psi *Black Eagle* Hose with ColorGard™
2440N-48V80



CONSTRUCTION	Core tube	: PA11
	Pressure reinforcement	: 4 layers of high tensile steel wire
	Cover	: Extra thick dual layer TPU sheath
	Colour	: ColorGard™ – red inner sheath and black outer sheath

TEMPERATURE RANGE -40°C up to +70°C / -40°F up to 158°F

MAX. LENGTH 300 m
For longer length requests please contact Polyflex Division

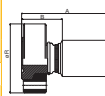
CERTIFICATES DNVGL Type Approval TAD00000CA (see chapter 4)

2440N-48V80

ID		OD		Max. working pressure		Test pressure		Min. burst pressure		Min. bend radius		Weight		Collapse pressure	
mm	inch	mm	inch	MPa	psi	MPa	psi	MPa	psi	mm	inch	kg/m	lbs/ft	MPa	psi
75.0	3	122.0	4.80	69.0	10,000	103.5	15,000	138.0	20,000	1100	43.3	18.70	12.57	6.6	957

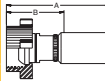
API flange, swivel

Material: Special Steel and Stainless Steel Materials

Part no.	API size	A		B		ØR		Seal	Working pressure		
		mm	inch	mm	inch	mm	inch		MPa	psi	
18KLX-49-48-API17DSV-10K	3 1/16" 10,000 psi	455	17.9	244	9.61	270	10.6	BX154	69.0	10,000	
18KLX-65-48-API17DSV-10K	4 1/16" 10,000 psi	482	19.0	246	9.68	315	12.4	BX155	69.0	10,000	

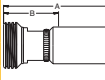
1502 Hammerlug union male

Material: Special Steel and Stainless Steel Materials

Part no.	Thread size	A		B		Working pressure		
		mm	inch	mm	inch	MPa	psi	
1HELX-48-48-FLAT	5 3/8 - 3 1/2 ACME	395	15.6	184	7.24	103.5	15,000	

1502 Hammerlug union female

Material: Special Steel and Stainless Steel Materials

Part no.	Thread size	A		B		Working pressure		
		mm	inch	mm	inch	MPa	psi	
1HNLX-48-48	5 3/8 - 3 1/2 ACME	405	15.9	194	7.64	103.5	15,000	

3" – 15,000 psi **Black Eagle** Hose with ColorGard™ 2640N-48V80



CONSTRUCTION	Core tube	: PA11
	Pressure reinforcement	: 6 layers of high tensile steel wire
	Cover	: Extra thick dual layer TPU sheath
	Colour	: ColorGard™ – red inner sheath and black outer sheath

TEMPERATURE RANGE -40°C up to +70°C / -40°F up to 158°F

MAX. LENGTH 250 m
For longer length requests please contact Polyflex Division

CERTIFICATES DNVGL Type Approval TAD00000CA (see chapter 4)

2640N-48V80

ID		OD		Max. working pressure		Test pressure		Min. burst pressure		Min. bend radius		Weight		Collapse pressure	
mm	inch	mm	inch	MPa	psi	MPa	psi	MPa	psi	mm	inch	kg/m	lbs/ft	MPa	psi
75.0	3	130.0	5.12	103.5	15,000	155.3	22,500	233.0	33,750	1200	47.2	27.50	18.48	8.0	1,160

1502 Hammerlug union male

Material: Special Steel and Stainless Steel Materials

Part no.	Thread size	A		B		Working pressure		
		mm	inch	mm	inch	MPa	psi	
1HE5X-48-48-FLAT	5 3/8 - 3 1/2 ACME	395	15.5	184	7.24	103.5	15,000	

1502 Hammerlug union female

Material: Special Steel and Stainless Steel Materials

Part no.	Thread size	A		B		Working pressure		
		mm	inch	mm	inch	MPa	psi	
1HN5X-48-48	5 3/8 - 3 1/2 ACME	405	15.9	194	7.64	103.5	15,000	

2202 Hammerlug union male

Material: Special Steel and Stainless Steel Materials

Part no.	Thread size	A		B		Working pressure		
		mm	inch	mm	inch	MPa	psi	
1HE5X-48-48-FLAT-2202	6 11/16 - 5 ACME	470	18.5	250	9.84	103.5	15,000	

2202 Hammerlug union female

Material: Special Steel and Stainless Steel Materials

Part no.	Thread size	A		B		Working pressure		
		mm	inch	mm	inch	MPa	psi	
1HN5X-48-48-2202	6 11/16 - 5 ACME	430	16.9	210	8.27	103.5	15,000	

Black Eagle Product Manual
Hose and fittings

1 1/2" – 10,000 psi **Golden Eagle** Hose with ColorGard™
2640M-24V88



CONSTRUCTION	Core tube	: Fluoropolymer based inner core
	Pressure reinforcement	: 6 layers of high tensile steel wire
	Cover	: Extra thick dual layer TPU sheath
	Colour	: ColorGard™ – red inner sheath and golden outer sheath

TEMPERATURE RANGE -40°C up to +70°C / -40°F up to 158°F,
for higher temperature requirements please contact Polyflex Division

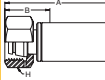
MAX. LENGTH 600 m
For longer length requests please contact Polyflex Division

2640M-24V88

ID		OD		Max. working pressure		Test pressure		Min. burst pressure		Min. bend radius		Weight		Collapse pressure	
mm	inch	mm	inch	MPa	psi	MPa	psi	MPa	psi	mm	inch	kg/m	lbs/ft	MPa	psi
38.0	1 1/2	70.5	2.78	69.0	10,000	103.5	15,000	230.0	33,350	500	19.7	7.20	4.84	6.5	950

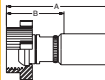
Metric swivel fitting with O-ring

Material: Special Steel and Stainless Steel Materials

Part no.	Thread size	A		B		H	Working pressure		
		mm	inch	mm	inch		MPa	psi	
1C95X-38-24COSK-TC	M52 x 2	143	5.63	50	1.97	65	103.5	15,000	

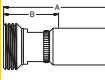
1502 Hammerlug union male

Material: Special Steel and Stainless Steel Materials

Part no.	Thread size	A		B		Working pressure	
		mm	inch	mm	inch		
1HE5X-32-24C4462-FLATTC	4 1/8"-3 ACME	232	9.1	108	4.25	103.5	15,000

1502 Hammerlug union female

Material: Special Steel and Stainless Steel Materials

Part no.	Thread size	A		B		Working pressure	
		mm	inch	mm	inch		
1HN5X-32-24C4462-TC	4 1/8"-3 ACME	245	9.65	108	4.25	103.5	15,000

**2" – 5,000 psi Golden Eagle Hose with ColorGard™
2448M-32V88**



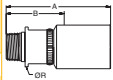
- CONSTRUCTION**
- Core tube** : Fluoropolymer based inner core
 - Pressure reinforcement** : 4 layers of high tensile steel wire
 - Cover** : Extra thick dual layer TPU sheath
 - Colour** : ColorGard™ – red inner sheath and golden outer sheath
- TEMPERATURE RANGE** -40°C up to +70°C / -40°F up to 158°F,
for higher temperature requirements please contact Polyflex Division
- MAX. LENGTH** 600 m
For longer length requests please contact Polyflex Division

2448M-32V88

ID		OD		Max. working pressure		Test pressure		Min. burst pressure		Min. bend radius		Weight		Collapse pressure	
mm	inch	mm	inch	MPa	psi	MPa	psi	MPa	psi	mm	inch	kg/m	lbs/ft	MPa	psi
50.5	2	82.0	3.23	34.5	5,000	51.8	7,500	138.0	20,000	500	19.7	8.50	5.71	4.9	710

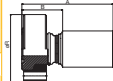
NPT Male fitting

Material: Special Steel and Stainless Steel Materials

Part no.	Thread size	A		B		ØR		Working pressure		
		mm	inch	mm	inch	mm	inch	MPa	psi	
101BL-32-32	2" NPT	275	10.8	129	5.08	83	3.27	34.5	5,000	
6015X-32-32-TC	2" NPT	244	9.61	107	4.22	82.5	3.25	34.5	5,000	

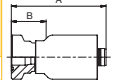
API flange, swivel

Material: Special Steel and Stainless Steel Materials

Part no.	API size	A		B		ØR	Seal	Working pressure		
		mm	inch	mm	inch			MPa	psi	
68K5X-29-32-API17DSV	1-13/16" 10000psi	250	9.84	113	4.46	185	7.28	BX151	69.0	10,000
18KBL-33-32-API17DSV-10K	2-1/16" 10000psi	275	10.83	129	5.08	210	8.27	BX152	69.0	10,000

API Hub

Material: Special Steel and Stainless Steel Materials

Part no.	API size	A		B		Seal	Working pressure		
		mm	inch	mm	inch		MPa	psi	
1HBBL-29-32-10K	1 13/16" 10000 psi	275	10.8	129	5.08	BX151	69.0	10,000	
1HBBL-33-32-10K-L*	2-1/16" 10000psi	280	11.0	134	5.28	BX152	69.0	10,000	

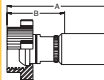
* with Inconel inlay

**2" – 5,000 psi *Golden Eagle* Hose with ColorGard™
2448M-32V88**



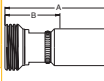
602 Hammerlug union male

Material: Special Steel and Stainless Steel Materials

Part no.	Thread size	A		B		Working pressure		
		mm	inch	mm	inch	MPa	psi	
6HE5X-32-32-602APITC	3 13/16" - 3 ACME	280	11.0	141	5.55	34.5	5,000	

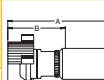
602 Hammerlug union female

Material: Special Steel and Stainless Steel Materials

Part no.	Thread size	A		B		Working pressure		
		mm	inch	mm	inch	MPa	psi	
6HN5X-32-32-602TC	3 13/16" - 3 ACME	245	9.65	106	4.17	34.5	5,000	

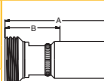
1502 Hammerlug union male

Material: Special Steel and Stainless Steel Materials

Part no.	Thread size	A		B		Working pressure		
		mm	inch	mm	inch	MPa	psi	
1HEBL-32-32-FLAT	4 1/8" - 3 ACME	278	10.9	132	5.21	103.5	15,000	
6HE5X-32-32-FLATTC	4 1/8" - 3 ACME	292	11.5	155	6.10	103.5	15,000	

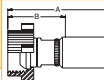
1502 Hammerlug union female

Material: Special Steel and Stainless Steel Materials

Part no.	Thread size	A		B		Working pressure		
		mm	inch	mm	inch	MPa	psi	
1HNBL-32-32	4 1/8" - 3 ACME	263	10.4	117	4.61	103.5	15,000	
6HN5X-32-32-TC	4 1/8" - 3 ACME	243	9.57	106	4.17	103.5	15,000	

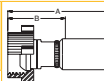
1502 Hammerlug union male, segmented

Material: Special Steel and Stainless Steel Materials

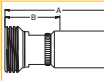
Part no.	Thread size	A		B		Working pressure		
		mm	inch	mm	inch	MPa	psi	
1HEBL-32-32-SEG	4 1/8" - 3 ACME	278	10.9	132	5.21	103.5	15,000	

2202 Hammerlug union male

Material: Special Steel and Stainless Steel Materials

Part no.	Thread size	A		B		Working pressure		
		mm	inch	mm	inch	MPa	psi	
1HEBL-32-32-FLAT-2202	3 5/8-5 ACME - 2G	290	11.4	144	5.67	103.5	15,000	

2202 Hammerlug union female

Part no.	Thread size	A		B		Working pressure		
		mm	inch	mm	inch	MPa	psi	
1HNBL-32-32-2202	3 5/8-5 ACME - 2G	265	10.4	119	4.68	103.5	15,000	

2" – 10,000 psi Golden Eagle Hose with ColorGard™
2580M-32V88



CONSTRUCTION

Core tube : Fluoropolymer based inner core
Pressure reinforcement : 6 layers of high tensile steel wire

Cover : Extra thick dual layer TPU sheath
Colour : ColorGard™ – red inner sheath and golden outer sheath

TEMPERATURE RANGE

-40°C up to +70°C / -40°F up to 158°F,
for higher temperature requirements please contact Polyflex Division

MAX. LENGTH

600 m
For longer length requests please contact Polyflex Division

2580M-32V88

ID		OD		Max. working pressure		Test pressure		Min. burst pressure		Min. bend radius		Weight		Collapse pressure	
mm	inch	mm	inch	MPa	psi	MPa	psi	MPa	psi	mm	inch	kg/m	lbs/ft	MPa	psi
50.5	2	84.5	3.33	69.0	10,000	107.5	15,000	172.5	25,000	800	31.5	9.40	6.32	5.7	825

NPT Male fitting

Material: Special Steel and Stainless Steel Materials

Part no.	Thread size	A		B		ØR		Working pressure		
		mm	inch	mm	inch	mm	inch	MPa	psi	
101BL-32-32	2" NPT	275	10.8	129	5.08	83	3.27	34.5	5,000	
6015X-32-32	2" NPT	244	9.61	107	4.22	82.5	3.25	34.5	5,000	

API flange, swivel

Material: Special Steel and Stainless Steel Materials

Part no.	API size	A		B		ØR		Seal	Working pressure		
		mm	inch	mm	inch	mm	inch		MPa	psi	
68K5X-29-32-API17DSV	1-13/16" 10000psi	250.0	9.84	113	4.46	185	7.28	BX151	69.0	10,000	
18KBL-33-32-API17DSV-10K	2-1/16" 10000psi	275.0	10.83	129	5.08	210	8.27	BX152	69.0	10,000	

API Hub

Material: Special Steel and Stainless Steel Materials

Part no.	API size	A		B		Seal	Working pressure		
		mm	inch	mm	inch		MPa	psi	
1HBBL-29-32-10K	1 13/16" 10000 psi	275	10.8	129	5.08	BX151	69.0	10,000	
1HBBL-33-32-10K-L*	2-1/16" 10000psi	280	11.0	134	5.28	BX152	69.0	10,000	

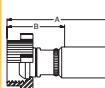
* with Inconel inlay

**2" – 10,000 psi *Golden Eagle* Hose with ColorGard™
2580M-32V88**



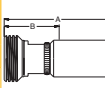
1502 Hammerlug union male

Material: Special Steel and Stainless Steel Materials

Part no.	Thread size	A		B		Working pressure		
		mm	inch	mm	inch	MPa	psi	
1HEBL-32-32-FLAT	4 1/8"-3 ACME	278	10.9	132	5,21	103.5	15,000	
6HE5X-32-32-FLATTC	4 1/8"-3 ACME	292	11.5	155	6.10	103.5	15,000	

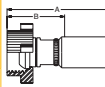
1502 Hammerlug union female

Material: Special Steel and Stainless Steel Materials

Part no.	Thread size	A		B		Working pressure		
		mm	inch	mm	inch	MPa	psi	
1HNBL-32-32	4 1/8"-3 ACME	263	10.4	117	4.61	103.5	15,000	
6HN5X-32-32-TC	4 1/8"-3 ACME	243	9.57	106	4.17	103.5	15,000	

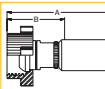
1502 Hammerlug union male, segmented

Material: Special Steel and Stainless Steel Materials

Part no.	Thread size	A		B		Working pressure		
		mm	inch	mm	inch	MPa	psi	
1HEBL-32-32-SEG	4 1/8" - 3 ACME	278	10.9	132	5.21	103.5	15,000	

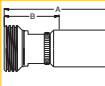
2202 Hammerlug union male

Material: Special Steel and Stainless Steel Materials

Part no.	Thread size	A		B		Working pressure		
		mm	inch	mm	inch	MPa	psi	
1HEBL-32-32-FLAT-2202	3 5/8-5 ACME – 2G	290	11.4	144	5.67	103.5	15,000	

2202 Hammerlug union female

Material: Special Steel and Stainless Steel Materials


Part no.	Thread size	A		B		Working pressure		
		mm	inch	mm	inch	MPa	psi	
1HNBL-32-32-2202	3 5/8-5 ACME – 2G	265	10.4	119	4.68	103.5	15,000	

3.5 Accessoires

Containment grips



#	Description
HS-20	Containment grip DN32, 50-60
HS-28	Containment grip DN46, 60-70
HS-32	Containment grip DN50, 90-110



Chapter 4

Technical information

4.1	DDNVGL Type Approval TAD00000CA	4-2
4.2	ABS Product Design Assessment for 2580N-32V80	4-3
4.3	PFDE-ES28 - Handling, maintenance, inspection and repair	4-4
4.4	Pressure drop and flowrate	4-45

4.1 DNV Type Approval TAD00000CA acc. to API 7K



Certificate No:
TAD00000CA

TYPE APPROVAL CERTIFICATE

This is to certify:
That the Mud and Cementing Equipment

with type designation(s)
1.25" to 3" Black Eagle Flexible Hoses for Cementing and Chemical Injection

Issued to
**Parker Hannifin Manufacturing Germany GmbH & Co. KG -
 Polyflex Division Europe
 LAMPERTHEIM, Germany**

is found to comply with
DNVGL-OS-E101 – Drilling plant, Edition July 2015

Application :

Product(s) approved by this certificate is/are accepted for installation on all vessels classed by DNV GL, with exception of vessels where full compliance with API Specification 7K is mandatory.
Product(s) covered in this certificate are: cementing flexible hoses and chemical injection flexible hoses.

This Certificate is valid until **2021-04-30**.

Issued at **Høvik** on **2016-05-01**

DNV GL local station: **Augsburg**

Approval Engineer: **Sinisa Sedlan**

for **DNV GL**

Marianne Spæren Marveng
Head of Section

This Certificate is subject to terms and conditions overleaf. Any significant change in design or construction may render this Certificate invalid. The validity date relates to the Type Approval Certificate and not to the approval of equipment/systems installed.

Form code: TA 1411a
Revision: 2015-05
www.dnvgl.com
Page 1 of 4

© DNV GL 2014. DNV GL and the Horizon Graphic are trademarks of DNV GL AS.

4.2 ABS Product Design Assessment for 2580N-32V80

	<p>CERTIFICATE NUMBER 13-HS1036876-PDA</p> <p>ABS TECHNICAL OFFICE Houston OED - Equipment</p>	<p>DATE 18 June 2013</p>
---	--	------------------------------

**CERTIFICATE OF
DESIGN ASSESSMENT**

This is to Certify that a representative of this Bureau did, at the request of
**PARKER HANNIFIN CORPORATION-ENERGY PRODUCTS
 DIVISION - STAFFORD**

assess design plans and data for the below listed product. This assessment is a representation by the Bureau as to the degree of compliance the design exhibits with applicable sections of the Rules. This assessment does not waive unit certification or classification procedures required by ABS Rules for products to be installed in ABS classed vessels or facilities. This certificate, by itself, does not reflect that the product is Type Approved. The scope and limitations of this assessment are detailed on the pages attached to this certificate.

PRODUCT: Hose, Non Metallic, High Pressure
MODEL: 2580N-32V80

This Product Design Assessment (PDA) Certificate 13-HS1036876-PDA, dated 18/Jun/2013 remains valid until 17/Jun/2018 or until the Rules or specifications used in the assessment are revised (whichever occurs first).

This PDA is intended for a product to be installed on an ABS classed vessel, MODU or facility which is in existence or under contract for construction on the date of the ABS Rules or specifications used to evaluate the Product.

Use of the Product on an ABS classed vessel, MODU or facility which is contracted after the validity date of the ABS Rules and specifications used to evaluate the Product, will require re-evaluation of the PDA.

Use of the Product for non ABS classed vessels, MODUs or facilities is to be to an agreement between the manufacturer and intended client.

AMERICAN BUREAU OF SHIPPING


 Tim Kimble
 Engineer

NOTE: This certificate evidences compliance with one or more of the Rules, Guides, standards or other criteria of ABS or a statutory, industrial or manufacturer's standards. It is issued solely for the use of ABS, its committees, its clients or other authorized entities. Any significant changes to the aforementioned product, without approval from ABS will result in this certificate becoming null and void. This certificate is governed by the terms and conditions as contained in ABS Rules 1-10/ASIP © Terms and Conditions of the Request for Product Type Approval and Agreement (2010).

ABS2580110

4.3 PFDE-ES28 - Handling, maintenance, inspection and repair

ISSUED: G. Ford 26. January 2010	PARKER ENGINEERING MANUAL Parker Hannifin Corporation Polyflex Division Europe	SPEC: PFDE-ES28
REVISED / CHECKED M. Levin 17. Apr. 2018		REVISION R
SUBJECT: Instructions for handling, maintenance, inspection and repair of Parker Polyflex BLACK EAGLE hoses and assemblies		PAGE: 1 of 41
<p>Contents</p> <ul style="list-style-type: none"> 1 Scope 3 2 Hose Features 3 <ul style="list-style-type: none"> 2.1 Design life 3 3 Storage 4 4 Handling 4 <ul style="list-style-type: none"> 4.1 Personnel 4 4.2 Spooling and reeling 4 5 Possible causes of premature failure, and suggested preventative measures 5 <ul style="list-style-type: none"> 5.1 Bending the hose below the minimum bend radius 5 5.2 Damage of the hose cover 6 5.3 Kinked, crushed, or twisted hose 6 5.4 Chemical attack or ageing of the core tube 6 5.5 Damage or corrosion of the end fitting 6 5.6 Flow rates 6 6 Inspection guidelines 7 <ul style="list-style-type: none"> 6.1 General 7 6.2 Frequencies and Levels of Inspection 7 6.3 Routine in-field Pre Job and Post Job Maintenance, Inspection and testing 8 <ul style="list-style-type: none"> 6.3.1 Routine in-field Pre Job Maintenance, Inspection and testing 8 6.3.2 Routine in-field Post Job Maintenance, Inspection and testing 8 6.4 Level 1 – On Site Inspection by User 8 <ul style="list-style-type: none"> 6.4.1 Level 1 – Visual Inspection 9 6.4.2 Level 1 – Hose core tube inspection with a borescope 9 6.4.3 Level 1 – Hydrostatic pressure test 9 6.5 Level 2 – Inspection/Recertification by a Parker Certified Facility 9 <ul style="list-style-type: none"> 6.5.1 Customer Pre-dispatch procedure before returning a hose assembly 10 for Level 2 inspection 10 6.5.2 Level 2 - Inspection Amount 10 6.5.3 Level 2 - External inspection 10 6.5.4 Level 2 - Internal inspection 10 <p><small>THIS DOCUMENT AND THE INFORMATION IT CONTAINS IS CONFIDENTIAL AND PROPRIETARY TO PARKER-HANNIFIN CORPORATION AND ITS AFFILIATES ("PARKER"). MAY NOT BE COPIED OR DISCLOSED TO OTHERS OR USED FOR ANY PURPOSE OTHER THAN CONDUCTING BUSINESS WITH PARKER, AND MUST BE RETURNED OR DESTROYED AND ALL FURTHER USE DISCONTINUED AT PARKER'S REQUEST. THE RECIPIENT OF THIS DOCUMENT IS ADVISED THAT IMPROPER SELECTION OR IMPROPER USE OF PARKER SYSTEMS OR COMPONENTS CAN CAUSE DEATH, PERSONAL INJURY AND PROPERTY DAMAGE, AND IS SOLELY RESPONSIBLE THROUGH ITS OWN ANALYSIS AND TESTING FOR THE FINAL SELECTION OF PARKER SYSTEM AND COMPONENTS AND ASSURING THAT ALL PERFORMANCE, ENDURANCE, MAINTENANCE, SAFETY AND WARNING REQUIREMENTS OF THE INTENDED APPLICATION ARE MET. COPYRIGHT PARKER, YEAR OF COPYRIGHT IS THE YEAR(S) INDICATED ON THIS DOCUMENT. ALL RIGHTS RESERVED.</small></p>		



ISSUED: G. Ford 26. January 2010	PARKER ENGINEERING MANUAL Parker Hannifin Corporation Polyflex Division Europe	SPEC: PFDE-ES28
REVISED / CHECKED M. Levin 17. Apr. 2018		REVISION R
SUBJECT: Instructions for handling, maintenance, inspection and repair of Parker Polyflex BLACK EAGLE hoses and assemblies		PAGE: 2 of 41
<p>6.5.5 Level 2 - Inspection report 11</p> <p>7 Procedure for repair and recertification 11</p> <p>7.1 Repair 11</p> <p>7.1.1 Twisted hose, hose with the reduced OD, flattened hose 11</p> <p>7.1.2 Hose with cover damage 11</p> <p>7.1.3 Fitting re-ending 12</p> <p>7.2 Recertification 12</p> <p>8 Parker Certified Distributors/ Service Addresses 12</p> <p>Appendix 1: Chemical resistance chart 14</p> <p>Appendix 2: Data for tensile loading and weights of Polyflex hoses 20</p> <p>Appendix 3: Procedure for a repair of a local damage in the outer cover 26</p> <p>Appendix 4: Recommendations for use of Black Eagle hoses with gas and sour gas 35</p>		
<small>THIS DOCUMENT AND THE INFORMATION IT CONTAINS IS CONFIDENTIAL AND PROPRIETARY TO PARKER-HANNIFIN CORPORATION AND ITS AFFILIATES ("PARKER"). MAY NOT BE COPIED OR DISCLOSED TO OTHERS OR USED FOR ANY PURPOSE OTHER THAN CONDUCTING BUSINESS WITH PARKER, AND MUST BE RETURNED OR DESTROYED AND ALL FURTHER USE DISCONTINUED AT PARKER'S REQUEST. THE RECIPIENT OF THIS DOCUMENT IS ADVISED THAT IMPROPER SELECTION OR IMPROPER USE OF PARKER SYSTEMS OR COMPONENTS CAN CAUSE DEATH, PERSONAL INJURY AND PROPERTY DAMAGE, AND IS SOLELY RESPONSIBLE THROUGH ITS OWN ANALYSIS AND TESTING FOR THE FINAL SELECTION OF PARKER'S SYSTEM AND COMPONENTS AND ASSURING THAT ALL PERFORMANCE, ENDURANCE, MAINTENANCE, SAFETY AND WARNING REQUIREMENTS OF THE INTENDED APPLICATION ARE MET. COPYRIGHT PARKER, YEAR OF COPYRIGHT IS THE YEAR(S) INDICATED ON THIS DOCUMENT. ALL RIGHTS RESERVED.</small>		



Black Eagle Product Manual
Technical information

ISSUED: G. Ford 26. January 2010	PARKER ENGINEERING MANUAL Parker Hannifin Corporation Polyflex Division Europe	SPEC: PFDE-ES28
REVISED / CHECKED M. Levin 17. Apr. 2018		REVISION R
SUBJECT: Instructions for handling, maintenance, inspection and repair of Parker Polyflex BLACK EAGLE hoses and assemblies		PAGE: 3 of 41
<p>1 Scope</p> <p>This engineering standard is focused mainly on larger bore (1"-3") long length Parker Polyflex multispiral wire reinforced hoses used in well service operations. It is also relevant for shorter length hose assembly applications such as chemical injection, stimulation, cementing, flexible and testing lines. It provides information on recommended practices for handling, maintenance, inspection, and repair of hose assemblies.</p> <p>Deployed as single line hoses or used in bundles, Parker Polyflex multispiral wire reinforced hoses are available in sizes from 3/16" to 3" inside diameter and working pressures up to 1035 bar / 15000 psi and continuous lengths greater than 3000 m depending on size.</p> <p>Hose can be self-supporting, clamped, supported by a guide wire or strengthened with an additional tensile reinforcement.</p> <p>Parker Polyflex have certified several specialized testing facilities and their personnel to assemble, inspect, test and repair hose assemblies. Hose management is an essential part of the service they provide.</p> <p>SAE J1273, ISO 17165-2, API RP 17B and ISO 13628 are excellent documents providing general guidelines for selection, routing, fabrication, installation, replacement, maintenance, and storage of hose and hose assemblies. Together with Parker Polyflex field experience, they provide the basis for the recommendations included in this engineering standard.</p> <p>2 Hose Features</p> <p>Parker Polyflex Oil & Gas multispiral wire reinforced hoses have been used for over 30 years in both onshore and offshore applications. They are proven to be tough, easy to handle, lightweight compared with alternatives and offer excellent chemical resistance, integral external collapse, ozone and microbiological resistance.</p> <p>In extreme, abrasive applications, Polyflex offers an additional extra thick ColorGard™ sheath incorporating a dual colour "early warning" safety feature.</p> <p>2.1 Design life</p> <p>Parker Polyflex large bore hoses are designed for prolonged service life. The prerequisite for this design life is that the hoses are used within the operating limits, stated in the hose specification sheets. These limits include, but are not limited to working pressure, number of pressure cycles, temperature range and bending radius.</p> <p>In order to ensure a long service life, Parker Polyflex incorporates a combination of raw material suppliers testing and data, fatigue testing, accelerated and specialized testing into the design of the hoses.</p> <p><u>Obviously, due to many other factors, affecting the service life, it is not possible to predict or guarantee service life of each individual hose assembly.</u></p> <p>These factors may include, but are not limited to mechanical loads (bending, torsion, tensile loads), frequent changes of temperature within the specified range, improper handling and storage, chemical attack, abrasive fluids, hose damage etc.</p> <p><small>THIS DOCUMENT AND THE INFORMATION IT CONTAINS IS CONFIDENTIAL AND PROPRIETARY TO PARKER-HANNIFIN CORPORATION AND ITS AFFILIATES ("PARKER"), MAY NOT BE COPIED OR DISCLOSED TO OTHERS OR USED FOR ANY PURPOSE OTHER THAN CONDUCTING BUSINESS WITH PARKER, AND MUST BE RETURNED OR DESTROYED AND ALL FURTHER USE DISCONTINUED AT PARKER'S REQUEST. THE RECIPIENT OF THIS DOCUMENT IS ADVISED THAT IMPROPER SELECTION OR IMPROPER USE OF PARKER SYSTEMS OR COMPONENTS CAN CAUSE DEATH, PERSONAL INJURY AND PROPERTY DAMAGE, AND IS SOLELY RESPONSIBLE THROUGH ITS OWN ANALYSIS AND TESTING FOR THE FINAL SELECTION OF PARKER SYSTEM AND COMPONENTS AND ASSURING THAT ALL PERFORMANCE, ENDURANCE, MAINTENANCE, SAFETY AND WARNING REQUIREMENTS OF THE INTENDED APPLICATION ARE MET. COPYRIGHT PARKER, YEAR OF COPYRIGHT IS THE YEAR(S) INDICATED ON THIS DOCUMENT. ALL RIGHTS RESERVED.</small></p>		



ISSUED: G. Ford 26. January 2010	PARKER ENGINEERING MANUAL Parker Hannifin Corporation Polyflex Division Europe	SPEC: PFDE-ES28
REVISED / CHECKED M. Levin 17. Apr. 2018		REVISION R
SUBJECT: Instructions for handling, maintenance, inspection and repair of Parker Polyflex BLACK EAGLE hoses and assemblies		PAGE: 4 of 41
<p>3 Storage</p> <p>Hoses and hose assemblies should be stored, wherever possible, empty and protected from the elements in a stress-free condition either straight, in a coil, or on a drum. The inside diameter of the coil or drum should not be less than two times the minimum bend radius. If a hose assembly has been used with chemicals, it shall be flushed with water before putting it to storage (see also P.5.4).</p> <p>Example: hose with minimum bend radius 800 mm; minimum size of drum core/belly should be 2 × 800 mm = 1.6 m.</p> <p>The fittings should be capped to prevent ingress of dirt or other contamination and any exposed threads protected from damage.</p> <p>Storage of hoses and hose assemblies should take into account potential exposure to corrosive liquids, rodents, insects, UV light and high temperatures. Storage temperatures should be in the range of hose operating temperatures.</p> <p>4 Handling</p> <p>4.1 Personnel</p> <p>Only trained personnel shall handle and connect hose assemblies.</p> <p>Incorrect handling will seriously reduce the lifetime of the hose and could cause dramatic failure. The use of wire rope or chains directly against the outer cover should be avoided, and the routing of the assembly should ensure the hose is never bent below its minimum bend radius or twisted. Special attention should be paid to the area at the back of the fitting.</p> <p>4.2 Spooling and reeling</p> <p>When reeling long length hose onto a drum it is essential to minimize the tension on the hose. Proof testing of a "stretched" hose while on the drum can cause premature failure of the hose or damage to the drum.</p> <p>When operating from a vessel it is recommended that the hose is pressurized during the subsea deployment and retrieving operation. This recommendation is based on the fact that during these operations the hose is always subjected to tensile force, at least due to its own weight. Tensile forces will result in hose elongation and possible deformation.</p> <p>This is significantly reduced by pressurizing the hose, especially important if it is planned to proof test the hose assembly while coiled on a drum or winch. Deployment and retrieving pressures up to 200 bar had been found to be sufficient but this depends on the hose type and local safety regulations. For recommendations of pressure / load values see Appendix 2.</p> <p>When re-spooling a long length assembly, the pay-off and take-up drums should be inline and a minimum of 10m apart. Depending on how the hose was delivered or re-spoiled, the hose shall be spooled from either the top of the pay-off drum onto the top of the take-up drum or from bottom to bottom. See Fig. 1 and Fig. 2. These recommendations minimize the possibility of inducing twist into the hose.</p> <p><small>THIS DOCUMENT AND THE INFORMATION IT CONTAINS IS CONFIDENTIAL AND PROPRIETARY TO PARKER-HANNIFIN CORPORATION AND ITS AFFILIATES ("PARKER"). MAY NOT BE COPIED OR DISCLOSED TO OTHERS OR USED FOR ANY PURPOSE OTHER THAN CONDUCTING BUSINESS WITH PARKER, AND MUST BE RETURNED OR DESTROYED AND ALL FURTHER USE DISCONTINUED AT PARKER'S REQUEST. THE RECIPIENT OF THIS DOCUMENT IS ADVISED THAT IMPROPER SELECTION OR IMPROPER USE OF PARKER SYSTEMS OR COMPONENTS CAN CAUSE DEATH, PERSONAL INJURY AND PROPERTY DAMAGE, AND IS SOLELY RESPONSIBLE THROUGH ITS OWN ANALYSIS AND TESTING FOR THE FINAL SELECTION OF PARKER SYSTEM AND COMPONENTS AND ASSURING THAT ALL PERFORMANCE, ENDURANCE, MAINTENANCE, SAFETY AND WARNING REQUIREMENTS OF THE INTENDED APPLICATION ARE MET. COPYRIGHT PARKER, YEAR OF COPYRIGHT IS THE YEAR(S) INDICATED ON THIS DOCUMENT. ALL RIGHTS RESERVED.</small></p>		



Black Eagle Product Manual
Technical information

ISSUED: G. Ford 26. January 2010	PARKER ENGINEERING MANUAL Parker Hannifin Corporation Polyflex Division Europe	SPEC: PFDE-ES28
REVISED / CHECKED M. Levin 17. Apr. 2018		REVISION R
SUBJECT: Instructions for handling, maintenance, inspection and repair of Parker Polyflex BLACK EAGLE hoses and assemblies		PAGE: 5 of 41

When re-spooling a new hose that has a polyurethane cover, it is recommended to lubricate the hose cover with soapy water or other suitable lubricant so the hose will traverse more easily and position itself correctly onto the take-up drum/winch. See Fig. 1.

It is also recommended, when deploying the hose through a moon pool or over the side of a vessel, to align the hose routing in the same manner. See Fig. 2.

Note:
When first supplied, the layline printed on the hose is normally straight and visible. Twisting of the layline is an early indication of poor alignment or high tensile loading.

Fig. 1 Hose re-spooling

Fig. 2 Hose deployment

5 Possible causes of premature failure, and suggested preventative measures

5.1 Bending the hose below the minimum bend radius

This is most likely to occur if the end fitting is not supported during lifting, a support sling wrongly positioned, or the hose being pulled around a tight corner. It is important that hose should not be bent close to the end fittings. The straight section should be at least two times the outside diameter of the hose before it starts to bend.

Bend restrictors, lifting clamps and containment grips are useful accessories that help to reduce this type of handling problem.

THIS DOCUMENT AND THE INFORMATION IT CONTAINS IS CONFIDENTIAL AND PROPRIETARY TO PARKER-HANNIFIN CORPORATION AND ITS AFFILIATES ("PARKER"). MAY NOT BE COPIED OR DISCLOSED TO OTHERS OR USED FOR ANY PURPOSE OTHER THAN CONDUCTING BUSINESS WITH PARKER, AND MUST BE RETURNED OR DESTROYED AND ALL FURTHER USE DISCONTINUED AT PARKER'S REQUEST. THE RECIPIENT OF THIS DOCUMENT IS ADVISED THAT IMPROPER SELECTION OR IMPROPER USE OF PARKER SYSTEMS OR COMPONENTS CAN CAUSE DEATH, PERSONAL INJURY AND PROPERTY DAMAGE, AND IS SOLELY RESPONSIBLE THROUGH ITS OWN ANALYSIS AND TESTING FOR THE FINAL SELECTION OF PARKER SYSTEM AND COMPONENTS AND ASSURING THAT ALL PERFORMANCE, ENDURANCE, MAINTENANCE, SAFETY AND WARNING REQUIREMENTS OF THE INTENDED APPLICATION ARE MET. COPYRIGHT PARKER, YEAR OF COPYRIGHT IS THE YEAR(S) INDICATED ON THIS DOCUMENT. ALL RIGHTS RESERVED.

ISSUED: G. Ford 26. January 2010	PARKER ENGINEERING MANUAL Parker Hannifin Corporation Polyflex Division Europe	SPEC: PFDE-ES28
REVISED / CHECKED M. Levin 17. Apr. 2018		REVISION R
SUBJECT: Instructions for handling, maintenance, inspection and repair of Parker Polyflex BLACK EAGLE hoses and assemblies		PAGE: 6 of 41
<p>5.2 Damage of the hose cover</p> <p>Polyflex ColorGard™ extra thick, dual colour cover significantly reduces the risk of exposing the reinforcing fibres. If the outer black cover has been abraded to the point that the “early warning” red inner cover can be seen, but the wire reinforcement has not been exposed, the assembly is still fit for use but shall be scheduled for inspection. Alternatively, a repair according to section 7.1.1 may be considered.</p> <p>If the hose cover is damaged to the extent that the reinforcing wires are exposed, localized corrosion of the wires could occur causing a progressive reduction in burst pressure, and ultimately failure.</p> <p>If used subsea, a damaged cover will allow water to ingress into the carcass of the hose and could cause the corrosion of the wire reinforcement and/or collapse of the core tube.</p> <p>It is strongly recommended to immediately remove from service any hose assembly with exposed wires. See also section 7.1.2 for details. A Parker Polyflex specialized testing facility should be contacted and the procedure described in section 6.5.1 shall be followed.</p> <p>5.3 Kinked, crushed, or twisted hose</p> <p>If a visible distortion of the hose occurred (kinked, crushed, twisted) it will have an impact on the function and lifetime of the hose. Reduction of burst pressure and external collapse pressure could result in a sudden failure of the hose assembly. This distortion can be caused by a high tensile load or other factors.</p> <p>Maintaining pressure in the hose will significantly reduce the risk of such distortion occurring.</p> <p>5.4 Chemical attack or ageing of the core tube</p> <p>The use of chemicals at differing concentrations and/or temperatures can have a major effect on the life of a hose assembly and may cause dramatic hose failure. It is important to reference the chemical compatibility chart in the appendix of this document and keep the temperatures and concentrations within the specified limits.</p> <p>Note:</p> <p>It is critical that the hose is thoroughly flushed with water after each use.</p> <p>If the hose is not flushed, the concentration of the fluid that is left in the assembly can increase and cause localised failure of the core tube.</p> <p>5.5 Damage or corrosion of the end fitting</p> <p>Incorrect handling or insufficient flushing after use could result in damage or corrosion of the end fitting. This will make connection difficult, probably cause leakage, and could result in sudden failure of the connection.</p> <p>5.6 Flow rates</p> <p>Depending on the abrasive properties of the fluid, high flow rates can result in erosion in the core tube or in the bore of the end fitting.</p> <p>The maximum recommended flow rate is 15 m/sec, although much higher rates have been used short term with non-abrasive fluids. Note possible temperature increase because of high flow velocities.</p> <p>Note:</p> <p>The condition of the core tube and end fittings are checked as part of inspection (see 6.2).</p> <p><small>THIS DOCUMENT AND THE INFORMATION IT CONTAINS IS CONFIDENTIAL AND PROPRIETARY TO PARKER-HANNIFIN CORPORATION AND ITS AFFILIATES (“PARKER”), MAY NOT BE COPIED OR DISCLOSED TO OTHERS OR USED FOR ANY PURPOSE OTHER THAN CONDUCTING BUSINESS WITH PARKER, AND MUST BE RETURNED OR DESTROYED AND ALL FURTHER USE DISCONTINUED AT PARKER’S REQUEST. THE RECIPIENT OF THIS DOCUMENT IS ADVISED THAT IMPROPER SELECTION OR IMPROPER USE OF PARKER SYSTEMS OR COMPONENTS CAN CAUSE DEATH, PERSONAL INJURY AND PROPERTY DAMAGE, AND IS SOLELY RESPONSIBLE THROUGH ITS OWN ANALYSIS AND TESTING FOR THE FINAL SELECTION OF PARKER SYSTEM AND COMPONENTS AND ASSURING THAT ALL PERFORMANCE, ENDURANCE, MAINTENANCE, SAFETY AND WARNING REQUIREMENTS OF THE INTENDED APPLICATION ARE MET. COPYRIGHT PARKER, YEAR OF COPYRIGHT IS THE YEAR(S) INDICATED ON THIS DOCUMENT. ALL RIGHTS RESERVED.</small></p>		



Black Eagle Product Manual
Technical information

ISSUED: G. Ford 26. January 2010	PARKER ENGINEERING MANUAL Parker Hannifin Corporation Polyflex Division Europe	SPEC: PFDE-ES28									
REVISED / CHECKED M. Levin 17. Apr. 2018		REVISION R									
SUBJECT: Instructions for handling, maintenance, inspection and repair of Parker Polyflex BLACK EAGLE hoses and assemblies		PAGE: 7 of 41									
<h2>6 Inspection guidelines</h2> <h3>6.1 General</h3> <p>Hoses and hose assemblies have a limited lifetime and if they are not properly maintained, they could fail in service, causing expensive damages of property, unnecessary downtimes, release of hazardous substances and personnel injuries.</p> <p>Properly planned inspections, preventive actions and timely hose replacements are highly recommended to ensure safety and are less expensive than replacements or repairs of hose assemblies after a failure.</p> <p>Parker is recommending inspection and re-testing of Black Eagle Hoses on a regular basis.</p> <h3>6.2 Frequencies and Levels of Inspection</h3> <p>The table below represents the general Parker recommendation. However, due to huge variances in operating conditions in various applications, the final responsibility to define proper inspection intervals and amount of inspection is within the hose assembly owner/user.</p> <p>Some factors, which could be taken into account while defining inspection intervals and amount of inspection, are listed below:</p> <ul style="list-style-type: none"> • Operating pressures • Operating temperatures • Operating times • Service fluid type, density & viscosity • PH levels, Chloride content • Concentration of acids (i.e. HCL, ...) • Flow rates (fluids, gas) • Sand content (erosion monitoring) or other abrasive materials • Additional stress levels (i.e. tensile loads) <p>It is also recommended to review these operating parameters in order to best evaluate the condition of a used Black Eagle hose assembly.</p> <p>The history of each assembly should be logged showing the results of previous inspections and any repairs.</p> <table border="1" style="width: 100%; text-align: center;"> <thead> <tr> <th colspan="3">Recommended Frequencies of Inspection</th> </tr> <tr> <th>Pre- and post-job</th> <th>Every 6 months or during installation/ removal</th> <th>Every 2 years</th> </tr> </thead> <tbody> <tr> <td>See 6.3.</td> <td>Level 1, see 6.4</td> <td>Level 2, see 6.5</td> </tr> </tbody> </table> <p><small>THIS DOCUMENT AND THE INFORMATION IT CONTAINS IS CONFIDENTIAL AND PROPRIETARY TO PARKER-HANNIFIN CORPORATION AND ITS AFFILIATES ("PARKER"). MAY NOT BE COPIED OR DISCLOSED TO OTHERS OR USED FOR ANY PURPOSE OTHER THAN CONDUCTING BUSINESS WITH PARKER, AND MUST BE RETURNED OR DESTROYED AND ALL FURTHER USE DISCONTINUED AT PARKER'S REQUEST. THE RECIPIENT OF THIS DOCUMENT IS ADVISED THAT IMPROPER SELECTION OR IMPROPER USE OF PARKER SYSTEMS OR COMPONENTS CAN CAUSE DEATH, PERSONAL INJURY AND PROPERTY DAMAGE, AND IS SOLELY RESPONSIBLE THROUGH ITS OWN ANALYSIS AND TESTING FOR THE FINAL SELECTION OF PARKER SYSTEM AND COMPONENTS AND ASSURING THAT ALL PERFORMANCE, ENDURANCE, MAINTENANCE, SAFETY AND WARNING REQUIREMENTS OF THE INTENDED APPLICATION ARE MET. COPYRIGHT PARKER. YEAR OF COPYRIGHT IS THE YEAR(S) INDICATED ON THIS DOCUMENT. ALL RIGHTS RESERVED.</small></p>			Recommended Frequencies of Inspection			Pre- and post-job	Every 6 months or during installation/ removal	Every 2 years	See 6.3.	Level 1, see 6.4	Level 2, see 6.5
Recommended Frequencies of Inspection											
Pre- and post-job	Every 6 months or during installation/ removal	Every 2 years									
See 6.3.	Level 1, see 6.4	Level 2, see 6.5									



ISSUED: G. Ford 26. January 2010	PARKER ENGINEERING MANUAL Parker Hannifin Corporation Polyflex Division Europe	SPEC: PFDE-ES28
REVISED / CHECKED M. Levin 17. Apr. 2018		REVISION R
SUBJECT: Instructions for handling, maintenance, inspection and repair of Parker Polyflex BLACK EAGLE hoses and assemblies		PAGE: 8 of 41
<p>6.3 Routine in-field Pre Job and Post Job Maintenance, Inspection and testing</p> <p>6.3.1 Routine in-field Pre Job Maintenance, Inspection and testing</p> <p>The operator shall visually inspect the hose assembly before every job. If any of the following conditions are found the hose shall be removed from service and scheduled for Level 1 inspection.</p> <ul style="list-style-type: none"> • Damage to the outer cover which exposes the reinforcing wires. • Kinked, crushed, or twisted hose. • Reduction in the outside diameter of the hose. • Blistered, soft, degraded, or loose outer cover. • Cracked, damaged, or badly corroded fittings. <p>If in doubt, contact the original supplier or a Parker Polyflex specialized testing facility for advice.</p> <p>Regular in-field pressure testing, (normally required after attaching connectors prior to hose deployment), should be restricted to a test pressure of 1.1x actual operating pressure, or the maximum stated working pressure of the hose assembly. Test duration should be 15 minutes. Preferably use water for pressure testing. The hose shall be monitored during the test and observed for signs of leakage in the hose and fittings, any bulging of the hose body, twisting or any abnormal distortion.</p> <p>Prior to all pressure testing it must be ensured that all air is purged out of the hose. Failure to do so may result in core tube failure. To control that all air is removed it is sufficient to observe that the fluid flow leaving the hose is steady and constant for minimum of 5 minutes without any air bubbles or pulsations.</p> <p>6.3.2 Routine in-field Post Job Maintenance, Inspection and testing</p> <p>On completion of each operation both inside and outside hose surfaces should be flushed / cleaned with sufficient clean water to ensure that all chemicals or residues are fully removed from the hose assembly.</p> <p>The operator shall visually inspect the hose assembly during every recovery. If any of the following conditions are found the assembly shall be removed from service and scheduled for Level 1 inspection.</p> <ul style="list-style-type: none"> • Damage to the outer cover which exposes the reinforcing wires. • Kinked, crushed, or twisted hose. • Reduction in the outside diameter of the hose. • Blistered, soft, degraded, or loose outer cover. • Cracked, damaged, or badly corroded fittings. <p>If in doubt, contact the original supplier or a Parker Polyflex specialised testing facility for advice.</p> <p>6.4 Level 1 – On Site Inspection by User</p> <p>The Black Eagle hose assembly shall be inspected on site by highly skilled users, who have experience and knowledge in using Black Eagle hoses. All observations should be noted and logged.</p> <p>Recommended Inspection Amount</p> <ul style="list-style-type: none"> • Visual inspection • Hose core tube inspection with borescope • Hydrostatic pressure test <p><small>THIS DOCUMENT AND THE INFORMATION IT CONTAINS IS CONFIDENTIAL AND PROPRIETARY TO PARKER-HANNIFIN CORPORATION AND ITS AFFILIATES ("PARKER"). MAY NOT BE COPIED OR DISCLOSED TO OTHERS OR USED FOR ANY PURPOSE OTHER THAN CONDUCTING BUSINESS WITH PARKER, AND MUST BE RETURNED OR DESTROYED AND ALL FURTHER USE DISCONTINUED AT PARKER'S REQUEST. THE RECIPIENT OF THIS DOCUMENT IS ADVISED THAT IMPROPER SELECTION OR IMPROPER USE OF PARKER SYSTEMS OR COMPONENTS CAN CAUSE DEATH, PERSONAL INJURY AND PROPERTY DAMAGE, AND IS SOLELY RESPONSIBLE THROUGH ITS OWN ANALYSIS AND TESTING FOR THE FINAL SELECTION OF PARKER SYSTEM AND COMPONENTS AND ASSURING THAT ALL PERFORMANCE, ENDURANCE, MAINTENANCE, SAFETY AND WARNING REQUIREMENTS OF THE INTENDED APPLICATION ARE MET. COPYRIGHT PARKER, YEAR OF COPYRIGHT IS THE YEAR(S) INDICATED ON THIS DOCUMENT. ALL RIGHTS RESERVED.</small></p>		



Black Eagle Product Manual
Technical information

ISSUED: G. Ford 26. January 2010	PARKER ENGINEERING MANUAL Parker Hannifin Corporation Polyflex Division Europe	SPEC: PFDE-ES28
REVISED / CHECKED M. Levin 17. Apr. 2018		REVISION R
SUBJECT: Instructions for handling, maintenance, inspection and repair of Parker Polyflex BLACK EAGLE hoses and assemblies		PAGE: 9 of 41
<p>6.4.1 Level 1 – Visual Inspection</p> <p>For this purpose, the hose assembly should be cleaned inside and outside with water to remove oily traces, dirt, etc. for good viewing results.</p> <p>The outer cover of the hose body shall be visually inspected for signs of leakage, excessive wear, looseness, kinks, bubbles, bulges, abrasion or cuts. The back side of a bend restrictor (if used) and the hose area behind the fitting should be checked for signs of over-bending/ kinking. The end fittings shall be checked for any signs of leakage, cracks and far advanced corrosion.</p> <p>See 7.1 for possible hose repairs.</p> <p>6.4.2 Level 1 – Hose core tube inspection with a borescope</p> <p>A suitable video scope equipment is required to inspect the hose core tube and the inside surface of the fittings. Inspect the <u>cleaned</u> hose core tube for colour change, cracks, blisters or erosion. Hoses that have been exposed to pressurized gases should be inspected thoroughly to determine, if the integrity of the liner has been breached or the liner has collapsed. If bulges, blisters, punctures or any other damage of the core tube is detected, the hose shall be removed from service and be replaced.</p> <p>Some Parker Polyflex hoses have a special feature of ColorGard™ core tube. With black inside layer and yellow outside one, damage to core tube becomes visible. If the hose core tube is damaged to the extent that yellow layer is exposed, hose shall be removed from service.</p> <p>6.4.3 Level 1 – Hydrostatic pressure test</p> <p>See 6.3.1 for details.</p> <p>6.5 Level 2 – Inspection/Recertification by a Parker Certified Facility</p> <p>To be able to perform “Level 2” inspections and re-certifications of Black Eagle hose assemblies, dedicated equipment, personnel and expertise is required. Parker Polyflex have trained and certified specialized facilities and their personnel to assemble, inspect, test, repair and recertify hose assemblies. Their equipment includes:</p> <ul style="list-style-type: none"> • Inspection equipment (i.e. videoscopic camera) • Manufacturing equipment (i.e. a suitable crimper with enough crimping force, die sets, gauges) • High volume filling pumps for preparing pressure tests • Testing equipment/ pressure test unit with the possibility to record pressure test graphs • Safe testing chamber <p>Hose management is an essential part of the service they provide.</p> <p>If necessary, the Black Eagle hose assemblies shall be decommissioned from the installation and returned to Parker Polyflex or a certified facility.</p> <p>Level 2 inspections shall be conducted, if possible, during a regular equipment shutdown.</p> <p><small>THIS DOCUMENT AND THE INFORMATION IT CONTAINS IS CONFIDENTIAL AND PROPRIETARY TO PARKER-HANNIFIN CORPORATION AND ITS AFFILIATES ("PARKER"), MAY NOT BE COPIED OR DISCLOSED TO OTHERS OR USED FOR ANY PURPOSE OTHER THAN CONDUCTING BUSINESS WITH PARKER, AND MUST BE RETURNED OR DESTROYED AND ALL FURTHER USE DISCONTINUED AT PARKER'S REQUEST. THE RECIPIENT OF THIS DOCUMENT IS ADVISED THAT IMPROPER SELECTION OR IMPROPER USE OF PARKER SYSTEMS OR COMPONENTS CAN CAUSE DEATH, PERSONAL INJURY AND PROPERTY DAMAGE, AND IS SOLELY RESPONSIBLE THROUGH ITS OWN ANALYSIS AND TESTING FOR THE FINAL SELECTION OF PARKER SYSTEM AND COMPONENTS AND ASSURING THAT ALL PERFORMANCE, ENDURANCE, MAINTENANCE, SAFETY AND WARNING REQUIREMENTS OF THE INTENDED APPLICATION ARE MET. COPYRIGHT PARKER, YEAR OF COPYRIGHT IS THE YEAR(S) INDICATED ON THIS DOCUMENT. ALL RIGHTS RESERVED.</small></p>		



ISSUED: G. Ford 26. January 2010	PARKER ENGINEERING MANUAL Parker Hannifin Corporation Polyflex Division Europe	SPEC: PFDE-ES28
REVISED / CHECKED M. Levin 17. Apr. 2018		REVISION R
SUBJECT: Instructions for handling, maintenance, inspection and repair of Parker Polyflex BLACK EAGLE hoses and assemblies		PAGE: 10 of 41
<p>After completion of Level 2 inspection, customer will receive detailed report of the findings, including recommended actions:</p> <ul style="list-style-type: none"> • Repair (see 8.1) • recertification (see 8.2) • scrapping <p>6.5.1 Customer Pre-dispatch procedure before returning a hose assembly for Level 2 inspection</p> <ul style="list-style-type: none"> • The object is to make sure the hose assembly can be safely handled and the condition of the assembly will justify the transportation and inspection costs. • The chosen inspection facility should be contacted if doubtful about any of the points below. • Check and record assembly serial number (send information to test facility). • Assembly must be free of chemical residues inside and outside. (could result in refusal to handle returned assembly) • Report on any findings out of section 6.3.1 • Method of transport, size and weight, (Long length hose assemblies on drums or reels may require special handling equipment such as drums and re-spooling machinery). • Customer will receive a budget price for inspection based on the information given by the end user. <p>6.5.2 Level 2 - Recommended Inspection Amount</p> <ul style="list-style-type: none"> • Safety inspection, condition of assembly as received. <ul style="list-style-type: none"> ○ Check for chemical residue inside and outside (may require flushing or cleaning). ○ Assembly serial number (check assembly history including previous repairs). • External inspection • Internal inspection • Inspection report <p>6.5.3 Level 2 - External inspection</p> <ul style="list-style-type: none"> • Damage to the outer cover (abrasion, incorrect routing) • Exposed reinforcing wires. (damaged outer cover) • Kinked, crushed, or twisted hose. (high tensile loading, incorrect routing) • Reduction in the outside diameter of the hose (high tensile loading with no pressure) • Blistered, soft, degraded, or loose outer cover. (chemical attack, leaking fitting, permeation or high temperature) • Cracked, damaged, or badly corroded fittings (chemical attack, poor handling, old hose assembly) • Damage or wear on fitting threads (poor handling, old hose assembly) • Condition of containment grips / clamps. (abrasion, frayed wires, distortion) <p>6.5.4 Level 2 - Internal inspection</p> <p>Internal inspection will be done with a borescope.</p> <ul style="list-style-type: none"> • Check for damage to bore of fittings, cracks, severe abrasion and corrosion. • Check for damages, bulges, cracks and blisters of core tube at the back of fittings (critical area). • Scope maximum length of the core tube possible. Recommended minimum is 10 m both sides. • Hose assemblies shorter than 20 m should be scoped on the complete length. <p><small>THIS DOCUMENT AND THE INFORMATION IT CONTAINS IS CONFIDENTIAL AND PROPRIETARY TO PARKER-HANNIFIN CORPORATION AND ITS AFFILIATES ("PARKER"). MAY NOT BE COPIED OR DISCLOSED TO OTHERS OR USED FOR ANY PURPOSE OTHER THAN CONDUCTING BUSINESS WITH PARKER, AND MUST BE RETURNED OR DESTROYED AND ALL FURTHER USE DISCONTINUED AT PARKER'S REQUEST. THE RECIPIENT OF THIS DOCUMENT IS ADVISED THAT IMPROPER SELECTION OR IMPROPER USE OF PARKER SYSTEMS OR COMPONENTS CAN CAUSE DEATH, PERSONAL INJURY AND PROPERTY DAMAGE, AND IS SOLELY RESPONSIBLE THROUGH ITS OWN ANALYSIS AND TESTING FOR THE FINAL SELECTION OF PARKER SYSTEM AND COMPONENTS AND ASSURING THAT ALL PERFORMANCE, ENDURANCE, MAINTENANCE, SAFETY AND WARNING REQUIREMENTS OF THE INTENDED APPLICATION ARE MET. COPYRIGHT PARKER, YEAR OF COPYRIGHT IS THE YEAR(S) INDICATED ON THIS DOCUMENT. ALL RIGHTS RESERVED.</small></p>		



Black Eagle Product Manual

Technical information

ISSUED: G. Ford 26. January 2010	PARKER ENGINEERING MANUAL Parker Hannifin Corporation Polyflex Division Europe	SPEC: PFDE-ES28
REVISED / CHECKED M. Levin 17. Apr. 2018		REVISION R
SUBJECT: Instructions for handling, maintenance, inspection and repair of Parker Polyflex BLACK EAGLE hoses and assemblies		PAGE: 11 of 41
<ul style="list-style-type: none"> Look for uneven surface (sign of wire fatigue, abrasion, chemical attack). <p>6.5.5 Level 2 - Inspection report</p> <p>The testing facility will advise on the overall condition of the hose and end connections. Customer will receive detailed report of the findings, including recommended actions:</p> <ul style="list-style-type: none"> Repair (see 7.1) recertification (see 7.2) scrapping <p>7 Procedure for repair and recertification</p> <p>7.1 Repair</p> <p>It is recommended, that all repairs are done by certified specialized testing facilities. Some repairs (see examples below) could be done in field. Be sure to maintain safety requirements.</p> <p>7.1.1 Twisted hose, hose with the reduced OD, flattened hose</p> <p>A hose with signs of twisting or deformation will need to be unreeled, as straight as possible, from the winch/drum in a safe environment and pressurized to working pressure for at least 1 hour and then pressure released. The hose shall be re-inspected to see if the hose has returned to its "untwisted, undistorted" original shape. If so the hose should be again pressurized before rewinding back onto the winch/drum. Any sections of hose still misshapen should be cut out of the assembly.</p> <p>7.1.2 Hose with cover damage</p> <ul style="list-style-type: none"> No reinforcement wires exposed. <p>Temporary solution, the damaged area can be cleaned and protected by wrapping with a strong adhesive "duct / riggers" tape. If abraded to the point where the red ColorGard is visible, the damaged area should be thoroughly cleaned with mild solvent, a thin plastic sheet wrapped around the hose to form a mould. A two pack polyurethane mixture can then be poured into the mould and allowed to set. Remove mould after the polyurethane is set. Also, a repair procedure acc. to Appendix 3 might be applied.</p> <ul style="list-style-type: none"> Reinforcement wires exposed. <p>It is strongly recommended to remove the hose assembly from service immediately. Any ingress of water into hose carcass will initiate corrosion of the reinforcement wire. It is difficult to estimate the rate of corrosion. At best, the hose could function for months, at worst, possibly less than one week. It is also possible that the core tube could have collapsed if the external pressure acting within the carcass is greater than internal pressure within the hose.</p> <p>In any case, the lifetime of the hose assembly will be significantly reduced, and the hose assembly shall be immediately scheduled for inspection at certified specialized testing facility.</p> <p>Decision to further use a hose assembly with exposed wire shall be based on a proof pressure test for 1.1× maximum working pressure of the hose assembly. This test shall be conducted prior to every further job.</p> <p><small>THIS DOCUMENT AND THE INFORMATION IT CONTAINS IS CONFIDENTIAL AND PROPRIETARY TO PARKER-HANNIFIN CORPORATION AND ITS AFFILIATES ("PARKER"). MAY NOT BE COPIED OR DISCLOSED TO OTHERS OR USED FOR ANY PURPOSE OTHER THAN CONDUCTING BUSINESS WITH PARKER, AND MUST BE RETURNED OR DESTROYED AND ALL FURTHER USE DISCONTINUED AT PARKER'S REQUEST. THE RECIPIENT OF THIS DOCUMENT IS ADVISED THAT IMPROPER SELECTION OR IMPROPER USE OF PARKER SYSTEMS OR COMPONENTS CAN CAUSE DEATH, PERSONAL INJURY AND PROPERTY DAMAGE, AND IS SOLELY RESPONSIBLE THROUGH ITS OWN ANALYSIS AND TESTING FOR THE FINAL SELECTION OF PARKER SYSTEM AND COMPONENTS AND ASSURING THAT ALL PERFORMANCE, ENDURANCE, MAINTENANCE, SAFETY AND WARNING REQUIREMENTS OF THE INTENDED APPLICATION ARE MET. COPYRIGHT PARKER. YEAR OF COPYRIGHT IS THE YEAR(S) INDICATED ON THIS DOCUMENT. ALL RIGHTS RESERVED.</small></p>		



ISSUED: G. Ford 26. January 2010	PARKER ENGINEERING MANUAL Parker Hannifin Corporation Polyflex Division Europe	SPEC: PFDE-ES28
REVISED / CHECKED M. Levin 17. Apr. 2018		REVISION R
SUBJECT: Instructions for handling, maintenance, inspection and repair of Parker Polyflex BLACK EAGLE hoses and assemblies		PAGE: 12 of 41
<p>Repair of such a hose assembly is possible, but it will include cutting out the section of the hose, where the wires have been subjected to water. Obviously, this will require new fittings to be crimped and hose assembly to be proof pressure tested. Procedure for proof pressure testing in this case is specified in the assembly instructions for the appropriate hose type.</p> <p>After successfully passing pressure test, hose assembly shall be permanently marked with the new recertification date (see 7.2).</p> <p>The testing facility will recommend if the condition of the hose warrants the cost of assembling new fittings, joining the lengths together and proof testing.</p> <p>7.1.3 Fitting re-ending</p> <p>In case of fitting damage or hose damage near fitting (usually due to kinking) it is allowed to cut off the fitting and replace it by a new one. This can be done by Parker certified facilities only and will require pressure test at 1.5 x maximum working pressure of hose assembly. Recommended testing time = 15 minutes.</p> <p>7.2 Recertification</p> <p>Recertification shall include Level 2 inspection acc. to section 6.5.2 and a hydrostatic pressure test. Unless otherwise agreed between customer and test facility, test conditions are:</p> <p>Test pressure = 1.5x maximum working pressure of hose assembly. Allow for at least 30 minutes stabilization time before starting recording pressure decay.</p> <p>Pressure hold time = 1 hour</p> <p>Pressure decrease of maximum 5% is allowed.</p> <p>To avoid hose damage due to excessive pressurizations, it is recommended to limit the number of pressure tests to 1.5 x maximum working pressure to 20 for the lifetime of the hose assembly. This may include pressure testing during recertification as well as pressure testing after fitting re-ending.</p> <p>After successfully passing pressure test, hose assembly shall be permanently marked with the word RECERT plus the consecutive number of recertification, i.e. "RECERT- 3" and recertification date.</p> <p>It is recommended to keep the number of recertifications limited to 10 times.</p> <p>8 Parker Certified Distributors/ Service Addresses</p> <p>The below listed companies have been certified by Parker Polyflex to manufacture, inspect and re-certify Black Eagle hose assemblies:</p> <ul style="list-style-type: none"> • Abdex Industries WA, 49A Sustainable Avenue, Bibra Lake, WA 6163, Australia, +61 89418 3044 • Beattie Industrial Ltd., Div. of Newfoundland Offshore, 1345 Topsail Road, PO Box 8398, A1B 3N7 Paradise, NF, Canada, +1 (709) 782-2623 • Flexiflo Corp., PO Box 18532, Jebel Ali Free Zone, Dubai, United Arab Emirates, +971 4 8838131 • Fluid Control A5, Sjøkrigsskoleveien 15, 5165 LAKSEVÅG, Norway, +47 55 94 22 50 • *Hydrasun Group Ltd., Gateway Business Park, Moss Road, Aberdeen AB12 3GQ, United Kingdom, +44 1224 618618 (24 Hrs.) <p><small>THIS DOCUMENT AND THE INFORMATION IT CONTAINS IS CONFIDENTIAL AND PROPRIETARY TO PARKER-HANNIFIN CORPORATION AND ITS AFFILIATES ("PARKER"). MAY NOT BE COPIED OR DISCLOSED TO OTHERS OR USED FOR ANY PURPOSE OTHER THAN CONDUCTING BUSINESS WITH PARKER, AND MUST BE RETURNED OR DESTROYED AND ALL FURTHER USE DISCONTINUED AT PARKER'S REQUEST. THE RECIPIENT OF THIS DOCUMENT IS ADVISED THAT IMPROPER SELECTION OR IMPROPER USE OF PARKER SYSTEMS OR COMPONENTS CAN CAUSE DEATH, PERSONAL INJURY AND PROPERTY DAMAGE, AND IS SOLELY RESPONSIBLE THROUGH ITS OWN ANALYSIS AND TESTING FOR THE FINAL SELECTION OF PARKER'S SYSTEM AND COMPONENTS AND ASSURING THAT ALL PERFORMANCE, ENDURANCE, MAINTENANCE, SAFETY AND WARNING REQUIREMENTS OF THE INTENDED APPLICATION ARE MET. COPYRIGHT PARKER, YEAR OF COPYRIGHT IS THE YEAR(S) INDICATED ON THIS DOCUMENT. ALL RIGHTS RESERVED.</small></p>		



Black Eagle Product Manual
Technical information

ISSUED: G. Ford 26. January 2010	PARKER ENGINEERING MANUAL Parker Hannifin Corporation Polyflex Division Europe	SPEC: PFDE-ES28
REVISED / CHECKED M. Levin 17. Apr. 2018		REVISION R
SUBJECT: Instructions for handling, maintenance, inspection and repair of Parker Polyflex BLACK EAGLE hoses and assemblies		PAGE: 13 of 41
<ul style="list-style-type: none"> • Mento AS, PO.Box 44, Kontinentalveien 22, 4098 Tananger, Norway, +47 51 64 86 00 • Norwesco Industries (1983) Ltd., 6908L - 6th Street S.E., Calgary AB, T2H 2K4, Canada, +1 403 258 3883 • *Parker Hannifin Manufacturing Germany GmbH & Co. KG - FLUID CONNECTORS GROUP - POLYFLEX DIVISION - An der Tuchbleiche 4 - 68623 Lampertheim, Germany, + 49 (0) 6256 81-0 • Parker Hannifin Corporation, Parflex Division, 11151 Cash Road, Stafford, TX 77477, USA, +1 281 566 450 <p>Note: * only these facilities are currently certified to re-end 3" Black Eagle hoses. Level 2 inspection, pressure testing and recertification of all sizes can be done by all above listed facilities.</p> <p><small>THIS DOCUMENT AND THE INFORMATION IT CONTAINS IS CONFIDENTIAL AND PROPRIETARY TO PARKER-HANNIFIN CORPORATION AND ITS AFFILIATES ("PARKER"). MAY NOT BE COPIED OR DISCLOSED TO OTHERS OR USED FOR ANY PURPOSE OTHER THAN CONDUCTING BUSINESS WITH PARKER, AND MUST BE RETURNED OR DESTROYED AND ALL FURTHER USE DISCONTINUED AT PARKER'S REQUEST. THE RECIPIENT OF THIS DOCUMENT IS ADVISED THAT IMPROPER SELECTION OR IMPROPER USE OF PARKER SYSTEMS OR COMPONENTS CAN CAUSE DEATH, PERSONAL INJURY AND PROPERTY DAMAGE, AND IS SOLELY RESPONSIBLE THROUGH ITS OWN ANALYSIS AND TESTING FOR THE FINAL SELECTION OF PARKER SYSTEM AND COMPONENTS AND ASSURING THAT ALL PERFORMANCE, ENDURANCE, MAINTENANCE, SAFETY AND WARNING REQUIREMENTS OF THE INTENDED APPLICATION ARE MET. COPYRIGHT PARKER, YEAR OF COPYRIGHT IS THE YEAR(S) INDICATED ON THIS DOCUMENT. ALL RIGHTS RESERVED.</small></p>		



ISSUED: G. Ford 26. January 2010	PARKER ENGINEERING MANUAL Parker Hannifin Corporation Polyflex Division Europe	SPEC: PFDE-ES28																		
REVISED / CHECKED M. Levin 17. Apr. 2018		REVISION R																		
SUBJECT: Instructions for handling, maintenance, inspection and repair of Parker Polyflex BLACK EAGLE hoses and assemblies		PAGE: 14 of 41																		
<p>Appendix 1: Chemical resistance chart The below chart contains chemical resistance information for Polyamide 11 (Nylon 11) and Fluoropolymer. These are the most common core tube materials used for Parker Polyflex oil & gas hoses Please refer to the hose datasheets for more detailed information.</p> <p>Rating codes</p> <table border="1"> <tr> <td>E</td> <td>Excellent</td> <td>Good to excellent. Little or no swelling, tensile or surface change. Preferred choice.</td> </tr> <tr> <td>A</td> <td>Good</td> <td>Good to excellent. Little or no swelling, tensile or surface change. Limitations with temperature and type of fluid.</td> </tr> <tr> <td>B</td> <td>Limited</td> <td>Marginal or conditional. Noticeable effects but not necessary indicating lack of serviceability. Further testing is suggested for specific application. Very long-term effects.</td> </tr> <tr> <td>X</td> <td>Unsatisfactory</td> <td>Poor or unsatisfactory. Not recommended without extensive and realistic testing.</td> </tr> <tr> <td>-</td> <td></td> <td>Indicates that this was not tested.</td> </tr> <tr> <td>*</td> <td>Swelling</td> <td>Increase of volume of material, due to absorption of a solvent.</td> </tr> </table> <p>Material code for hose core tube N Polyamide M Coextruded core tube with Fluoropolymer inner liner</p> <p>Notes on chemical resistance table The chemical resistance table is a simplified rating tabulation based on immersion tests. Higher temperatures tend to reduce ratings. Since final selection depends on pressure, fluid, ambient temperature and many other factors not known to Parker Hannifin, no performance guarantee is expressed or implied. The indications do not imply any compliance with standards and regulations and do not refer to possible changes of colour, taste or smell. Some hose applications must take into account legal and insurance regulations. The chemical resistance indicated does not express or imply approval by certain institutions. Chemical resistance does not imply low permeation rates. For gas applications, refer to Appendix 4. Note that hoses with coextruded core tube with Fluoropolymer inner liner are not recommended for gas applications. For fluids, not listed or for advice on particular applications, please contact Parker Hannifin, Polyflex Division in Lampertheim, Germany.</p> <p><small>THIS DOCUMENT AND THE INFORMATION IT CONTAINS IS CONFIDENTIAL AND PROPRIETARY TO PARKER-HANNIFIN CORPORATION AND ITS AFFILIATES ("PARKER"). MAY NOT BE COPIED OR DISCLOSED TO OTHERS OR USED FOR ANY PURPOSE OTHER THAN CONDUCTING BUSINESS WITH PARKER, AND MUST BE RETURNED OR DESTROYED AND ALL FURTHER USE DISCONTINUED AT PARKER'S REQUEST. THE RECIPIENT OF THIS DOCUMENT IS ADVISED THAT IMPROPER SELECTION OR IMPROPER USE OF PARKER SYSTEMS OR COMPONENTS CAN CAUSE DEATH, PERSONAL INJURY AND PROPERTY DAMAGE, AND IS SOLELY RESPONSIBLE THROUGH ITS OWN ANALYSIS AND TESTING FOR THE FINAL SELECTION OF PARKER SYSTEM AND COMPONENTS AND ASSURING THAT ALL PERFORMANCE, ENDURANCE, MAINTENANCE, SAFETY AND WARNING REQUIREMENTS OF THE INTENDED APPLICATION ARE MET. COPYRIGHT PARKER, YEAR OF COPYRIGHT IS THE YEAR(S) INDICATED ON THIS DOCUMENT. ALL RIGHTS RESERVED.</small></p>			E	Excellent	Good to excellent. Little or no swelling, tensile or surface change. Preferred choice.	A	Good	Good to excellent. Little or no swelling, tensile or surface change. Limitations with temperature and type of fluid.	B	Limited	Marginal or conditional. Noticeable effects but not necessary indicating lack of serviceability. Further testing is suggested for specific application. Very long-term effects.	X	Unsatisfactory	Poor or unsatisfactory. Not recommended without extensive and realistic testing.	-		Indicates that this was not tested.	*	Swelling	Increase of volume of material, due to absorption of a solvent.
E	Excellent	Good to excellent. Little or no swelling, tensile or surface change. Preferred choice.																		
A	Good	Good to excellent. Little or no swelling, tensile or surface change. Limitations with temperature and type of fluid.																		
B	Limited	Marginal or conditional. Noticeable effects but not necessary indicating lack of serviceability. Further testing is suggested for specific application. Very long-term effects.																		
X	Unsatisfactory	Poor or unsatisfactory. Not recommended without extensive and realistic testing.																		
-		Indicates that this was not tested.																		
*	Swelling	Increase of volume of material, due to absorption of a solvent.																		



Black Eagle Product Manual
Technical information

ISSUED: G. Ford 26. January 2010		PARKER ENGINEERING MANUAL Parker Hannifin Corporation Polyflex Division Europe				SPEC: PFDE-ES28	
REVISED / CHECKED M. Levin 17. Apr. 2018						REVISION R	
SUBJECT: Instructions for handling, maintenance, inspection and repair of Parker Polyflex BLACK EAGLE hoses and assemblies				PAGE: 15 of 41			
Chemical	Concentration	N				M	
		20°C (68°F)	40°C (104°F)	60°C (140°F)	90°C (194°F)	100°C (212°F)	
Acetaldehyde		A	B	X	X	A	
Acetic Acid	5%	A	A	A	B	E	
Acetic Acid	10%	A	A	B	X	E	
Acetic Acid	50%	B	X	X	X	E	
Acetic Anhydride		B	X	X	X	E	
Acetone	Pure	A	A	B	X	A	
Acetylene		A	A	A	-	A	
Air		A	A	A	A	A	
Aluminium Sulphate	Saturated Solution	A	A	A	A	A	
Ammonia	Liquid or Gas	A	A	A	X	A	
Ammonium Chloride		A	A	A	-	A	
Ammonium Hydroxide	Concentrated	A	A	A	A	A	
Ammonium Nitrate		A	A	A	A	A	
Ammonium Sulphate	Saturated Solution	A	A	B	-	E	
Amyl Acetate		A	A	A	B	A	
Aniline		B*	X	X	X	E	
Asphalt		A	A	A	A	A	
Barium Chloride	Saturated Solution	A	A	A	A	A	
Benzaldehyde		A	B	X	X	E	
Benzene		A	A*	B	X	E	
Butane		A	A	A	A	A	
Butyl Alcohol		A*	B	X	X	E	
Calcium Arsenate		A	A	A	-	A	
Calcium Chloride	Saturated Solution	A	A	A	A	A	
Calcium Nitrate		A	A	A	-	A	
Camphor		A	-	-	-	A	
Carbon Dioxide		A	A	A	A	A	

THIS DOCUMENT AND THE INFORMATION IT CONTAINS IS CONFIDENTIAL AND PROPRIETARY TO PARKER-HANNIFIN CORPORATION AND ITS AFFILIATES ("PARKER"), MAY NOT BE COPIED OR DISCLOSED TO OTHERS OR USED FOR ANY PURPOSE OTHER THAN CONDUCTING BUSINESS WITH PARKER, AND MUST BE RETURNED OR DESTROYED AND ALL FURTHER USE DISCONTINUED AT PARKER'S REQUEST. THE RECIPIENT OF THIS DOCUMENT IS ADVISED THAT IMPROPER SELECTION OR IMPROPER USE OF PARKER SYSTEMS OR COMPONENTS CAN CAUSE DEATH, PERSONAL INJURY AND PROPERTY DAMAGE, AND IS SOLELY RESPONSIBLE THROUGH ITS OWN ANALYSIS AND TESTING FOR THE FINAL SELECTION OF PARKER SYSTEM AND COMPONENTS AND ASSURING THAT ALL PERFORMANCE, ENDURANCE, MAINTENANCE, SAFETY AND WARNING REQUIREMENTS OF THE INTENDED APPLICATION ARE MET. COPYRIGHT PARKER, YEAR OF COPYRIGHT IS THE YEAR(S) INDICATED ON THIS DOCUMENT. ALL RIGHTS RESERVED.



ISSUED: G. Ford 26. January 2010		PARKER ENGINEERING MANUAL Parker Hannifin Corporation Polyflex Division Europe				SPEC: PFDE-ES28	
REVISED / CHECKED M. Levin 17. Apr. 2018						REVISION R	
SUBJECT: Instructions for handling, maintenance, inspection and repair of Parker Polyflex BLACK EAGLE hoses and assemblies				PAGE: 16 of 41			
Carbon Monoxide		A	A	A	A	A	
Carbon Disulphide		A*	B*	B	X	A	
Carbon Tetrachloride		X	X	X	X	A	
Cement Slurries		A	A	A	-	A	
Chlorinated Solvents		B	X	X	X	E	
Chloroform		B	X	X	X	E	
Chromic Acid		X	X	X	X	E	
Citric Acid	Saturated Solution	A	A	B	X	E	
Copper Sulphate		A	A	A	A	A	
Cyclohexane		A	A	A	B	A	
Cyclohexanol		A	B	X	X	E	
Cyclohexanone		A	B	X	X	E	
Diammonium Phosphate		A	A	B	-	E	
Dichloroethylene		B	X	X	X	E	
Diesel		A	A	A	A	A	
Diester Oils		A	A	A	B	A	
Diethanolamine	20%	A	A*	A*	B	A	
Diethyl Ether		A	-	-	-	E	
Diethylphthalate		A	A	A	B	A	
Ethanol	Pure	A*	B	B	X	E	
Ethyl Acetate		A	A	A	-	A	
Ethylene Glycol		A*	A*	B	X	E	
Ethylene Oxide		A	A	X	X	E	
Fatty Acid Esters		A	A	A	A	A	
Formaldehyde	Technical	A	B	X	X	E	
Formic Acid	10%	X	X	X	X	E	
Furfuryl Alcohol		A	A*	B	X	E	
Gas (Coal)		A	A	-	-	A	
Gasoline (High Octane)		A	A	A*	-	A	
Glucose		A	A	A	A	A	
Glycerine	Pure	A	A	B	X	E	

THIS DOCUMENT AND THE INFORMATION IT CONTAINS IS CONFIDENTIAL AND PROPRIETARY TO PARKER-HANNIFIN CORPORATION AND ITS AFFILIATES ("PARKER"). MAY NOT BE COPIED OR DISCLOSED TO OTHERS OR USED FOR ANY PURPOSE OTHER THAN CONDUCTING BUSINESS WITH PARKER, AND MUST BE RETURNED OR DESTROYED AND ALL FURTHER USE DISCONTINUED AT PARKER'S REQUEST. THE RECIPIENT OF THIS DOCUMENT IS ADVISED THAT IMPROPER SELECTION OR IMPROPER USE OF PARKER SYSTEMS OR COMPONENTS CAN CAUSE DEATH, PERSONAL INJURY AND PROPERTY DAMAGE, AND IS SOLELY RESPONSIBLE THROUGH ITS OWN ANALYSIS AND TESTING FOR THE FINAL SELECTION OF PARKER SYSTEM AND COMPONENTS AND ASSURING THAT ALL PERFORMANCE, ENDURANCE, MAINTENANCE, SAFETY AND WARNING REQUIREMENTS OF THE INTENDED APPLICATION ARE MET. COPYRIGHT PARKER, YEAR OF COPYRIGHT IS THE YEAR(S) INDICATED ON THIS DOCUMENT. ALL RIGHTS RESERVED.

Black Eagle Product Manual

Technical information

ISSUED: G. Ford 26. January 2010		PARKER ENGINEERING MANUAL Parker Hannifin Corporation Polyflex Division Europe				SPEC: PFDE-ES28	
REVISED / CHECKED M. Levin 17. Apr. 2018						REVISION R	
SUBJECT: Instructions for handling, maintenance, inspection and repair of Parker Polyflex BLACK EAGLE hoses and assemblies				PAGE: 17 of 41			
Glycol		A	A	B	X	A	
Heptane		A	A	A*	-	A	
Hexane		A	A	A	A	A	
Hydrogen		A	A	A	A	A	
Hydraulic Fluid (petroleum base)		A	A	A	A	A	
Hydraulic Fluid (phosphate ester base)		A	A	A	B	A	
Hydraulic Fluid (water base)		A	A	A	A	A	
Hydrogen Peroxide	20%	A	B	-	-	E	
Hydrochloric Acid	15%	A	B	X	X	E	
Hydrochloric Acid	28%	X	X	X	X	E	
Hydrochloric Acid	37%	X	X	X	X	A	
Hydrofluoric Acid	3%	A	B	X	X	E	
Isocyanates		B	X	X	X	E	
Isooctane		A	A	A	A	A	
Isopropyl Alcohol		A	B	X	X	E	
Kerosene		A	A	A*	B	A	
Lactic Acid		A	A	A	B	E	
LP Gas		A	A	A	A	E	
Magnesium Chloride	50%	A	A	A	A	A	
Mercury		A	A	A	A	A	
Methane		A	A	A	A	E	
Methanol	Pure	A	B	B*	X	E	
Methyl-Cellosolve		A	A	A	X	A	
Methyl Acetate		A	A	A	-	A	
Methyl Bromide		A	X	X	X	E	
Methyl Chloride		A	X	X	X	E	
Methyl Sulfate		A	B	-	-	E	
Methyl Ethyl Ketone		A	A	B	X	-	
Methyl Isobutyl Ketone		A	A	B	X	E	

THIS DOCUMENT AND THE INFORMATION IT CONTAINS IS CONFIDENTIAL AND PROPRIETARY TO PARKER-HANNIFIN CORPORATION AND ITS AFFILIATES ("PARKER"), MAY NOT BE COPIED OR DISCLOSED TO OTHERS OR USED FOR ANY PURPOSE OTHER THAN CONDUCTING BUSINESS WITH PARKER, AND MUST BE RETURNED OR DESTROYED AND ALL FURTHER USE DISCONTINUED AT PARKER'S REQUEST. THE RECIPIENT OF THIS DOCUMENT IS ADVISED THAT IMPROPER SELECTION OR IMPROPER USE OF PARKER SYSTEMS OR COMPONENTS CAN CAUSE DEATH, PERSONAL INJURY AND PROPERTY DAMAGE, AND IS SOLELY RESPONSIBLE THROUGH ITS OWN ANALYSIS AND TESTING FOR THE FINAL SELECTION OF PARKER SYSTEM AND COMPONENTS AND ASSURING THAT ALL PERFORMANCE, ENDURANCE, MAINTENANCE, SAFETY AND WARNING REQUIREMENTS OF THE INTENDED APPLICATION ARE MET. COPYRIGHT PARKER, YEAR OF COPYRIGHT IS THE YEAR(S) INDICATED ON THIS DOCUMENT. ALL RIGHTS RESERVED.



ISSUED: G. Ford 26. January 2010		PARKER ENGINEERING MANUAL Parker Hannifin Corporation Polyflex Division Europe				SPEC: PFDE-ES28	
REVISED / CHECKED M. Levin 17. Apr. 2018						REVISION R	
SUBJECT: Instructions for handling, maintenance, inspection and repair of Parker Polyflex BLACK EAGLE hoses and assemblies						PAGE: 18 of 41	
Methylene Chloride		X	X	X	X	A	
Monochlorobenzene		B	X	X	X	A	
Naphta		A	A	A	-	A	
Naphtalene		A	A	A	B	A	
Natural Gas		A	A	A	A	E	
Nitric Acid		X	X	X	X	A	
Nitrobenzene		B	X	X	X	A	
Nitrogen Gas		A	A	A	A	E	
Oil, Crude		A	A	A	B	A	
Oils Refined		A	A	A	B	A	
Oleic Acid		A	A	A	B	A	
Oxalic Acid		A	A	B	X	E	
Oxygen Gas		A	A	B	X	A	
Perchloric Acid		B	X	X	X	B	
Perchloroethylene		B	X	X	X	E	
Petroleum Ether		A	A	A	B	E	
Phosphoric Acid	50%	A	B	X	X	E	
Picric Acid		B	X	X	X	E	
Potassium Carbonate		A	A	B	X	E	
Potassium Chloride		A	A	B	X	E	
Potassium Hydroxide	50%	A	B	X	X	E	
Potassium Nitrate		A*	B*	X	X	E	
Potassium Sulfate		A	A	A	A	A	
Propane		A	A	A	A	A	
Propylen Glycol		A	B	X	X	A	
Pydraul F9		A	A	A	-	A	
Pyridine	Pure	B	X	X	X	E	
Sodium Borate		A	A	A	-	A	
Sodium Carbonate	Saturated Solution	A	A	B	X	E	
Sodium Chloride	Saturated Solution	A	A	A	A	A	
Sodium Hydroxide	50%	A	B	X	X	E	

THIS DOCUMENT AND THE INFORMATION IT CONTAINS IS CONFIDENTIAL AND PROPRIETARY TO PARKER-HANNIFIN CORPORATION AND ITS AFFILIATES ("PARKER"). MAY NOT BE COPIED OR DISCLOSED TO OTHERS OR USED FOR ANY PURPOSE OTHER THAN CONDUCTING BUSINESS WITH PARKER, AND MUST BE RETURNED OR DESTROYED AND ALL FURTHER USE DISCONTINUED AT PARKER'S REQUEST. THE RECIPIENT OF THIS DOCUMENT IS ADVISED THAT IMPROPER SELECTION OR IMPROPER USE OF PARKER SYSTEMS OR COMPONENTS CAN CAUSE DEATH, PERSONAL INJURY AND PROPERTY DAMAGE, AND IS SOLELY RESPONSIBLE THROUGH ITS OWN ANALYSIS AND TESTING FOR THE FINAL SELECTION OF PARKER SYSTEM AND COMPONENTS AND ASSURING THAT ALL PERFORMANCE, ENDURANCE, MAINTENANCE, SAFETY AND WARNING REQUIREMENTS OF THE INTENDED APPLICATION ARE MET. COPYRIGHT PARKER, YEAR OF COPYRIGHT IS THE YEAR(S) INDICATED ON THIS DOCUMENT. ALL RIGHTS RESERVED.



Black Eagle Product Manual
Technical information

ISSUED: G. Ford 26. January 2010		PARKER ENGINEERING MANUAL Parker Hannifin Corporation Polyflex Division Europe				SPEC: PFDE-ES28	
REVISED / CHECKED M. Levin 17. Apr. 2018						REVISION R	
SUBJECT: Instructions for handling, maintenance, inspection and repair of Parker Polyflex BLACK EAGLE hoses and assemblies				PAGE: 19 of 41			
Sodium Hypochlorite	Concentrated	B	X	X	X	E	
Sodium Hypochlorite	Dilute Commercial	A	B	X	X	E	
Sodium Sulfide		A	A	B	-	E	
Stearin		A	B	B	-	E	
Stearic Acid		A	A	A	B	A	
Styrene Monomer		A	A*	-	-	E	
Sulphur Dioxide		B	X	X	X	A	
Sulphur Hexafluoride Gas		A	A	A	A	A	
Sulphuric Acid	10%	A	B	X	X	A	
Sulfic Anhydride		B	X	X	X	E	
Tartaric Acid		A	A	A	B	A	
Tetraethyl Lead		A	-	-	-	E	
Tetrahydrofurane		A	A	B	X	E	
Toluene		A	A*	B	B	E	
Trichloroethane		B	X	X	X	E	
Trichloroethylene		B	X	X	X	E	
Tricresyl Phosphate		A	A	A	B	A	
Tributyl Phosphate		A	A	A	B	A	
Trisodium Phosphate		A	A	A	A	A	
Triphenyl Phosphate		A	A	B	-	A	
Turpentine		A	A	B	-	A	
Urea		A	A	B	B	E	
Uric Acid		A	A	A	B	A	
Vinegar		A	A	A	-	A	
Water		A	A	A	A	A	
Water Glycols		A	A	A	B	A	
Water, Sea		A	A	A	A	A	
Water, Soda		A	A	A	A	A	
Xylene		A	A*	B	B	E	
Zinc Chloride		A	A	B	X	E	

THIS DOCUMENT AND THE INFORMATION IT CONTAINS IS CONFIDENTIAL AND PROPRIETARY TO PARKER-HANNIFIN CORPORATION AND ITS AFFILIATES ("PARKER"), MAY NOT BE COPIED OR DISCLOSED TO OTHERS OR USED FOR ANY PURPOSE OTHER THAN CONDUCTING BUSINESS WITH PARKER, AND MUST BE RETURNED OR DESTROYED AND ALL FURTHER USE DISCONTINUED AT PARKER'S REQUEST. THE RECIPIENT OF THIS DOCUMENT IS ADVISED THAT IMPROPER SELECTION OR IMPROPER USE OF PARKER SYSTEMS OR COMPONENTS CAN CAUSE DEATH, PERSONAL INJURY AND PROPERTY DAMAGE, AND IS SOLELY RESPONSIBLE THROUGH ITS OWN ANALYSIS AND TESTING FOR THE FINAL SELECTION OF PARKER SYSTEM AND COMPONENTS AND ASSURING THAT ALL PERFORMANCE, ENDURANCE, MAINTENANCE, SAFETY AND WARNING REQUIREMENTS OF THE INTENDED APPLICATION ARE MET. COPYRIGHT PARKER, YEAR OF COPYRIGHT IS THE YEAR(S) INDICATED ON THIS DOCUMENT. ALL RIGHTS RESERVED.



ISSUED: G. Ford 26. January 2010	PARKER ENGINEERING MANUAL Parker Hannifin Corporation Polyflex Division Europe	SPEC: PFDE-ES28
REVISED / CHECKED M. Levin 17. Apr. 2018		REVISION R
SUBJECT: Instructions for handling, maintenance, inspection and repair of Parker Polyflex BLACK EAGLE hoses and assemblies		PAGE: 20 of 41

Appendix 2: Data for tensile loading and weights of Polyflex hoses

Note that all below values of tensile forces include the own weight of the hoses.

The values below have been established based on lab testing (tensile test followed by impulse testing) of short hose assemblies. At the tensile forces stated below the hoses will not elongate more than 30% at the area of highest load (topside). Pressurized hose can take higher tensile load, it will elongate less.

	Pressure [bar]	0	100	300 and above
2448N-32V80	Max. tensile force [kN]	30	50	100
	Pressure [bar]	0	100	300 and above
2580N-32V80	Max. tensile force [kN]	30	50	100
	Pressure [bar]	0	100	300 and above
2648N-32V80	Max. tensile force [kN]	30	50	100
	Pressure [bar]	0	100 and above	
2240N-48V80	Max. tensile force [kN]	30	50	
	Pressure [bar]	0	100	300 and above
2440N-48V80	Max. tensile force [kN]	60	100	200
	Pressure [bar]	0	100	300 and above
2640N-48V80	Max. tensile force [kN]	60	100	200

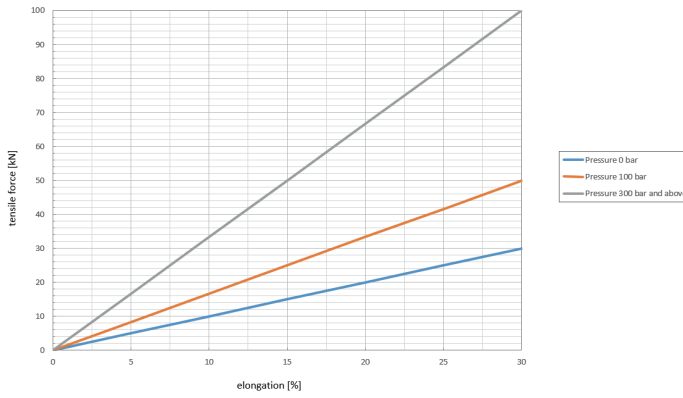
In the table below some figures are put together for information

	Hose ID [mm]	Hose OD [mm]	Hose weight in air empty [kg/m]	Hose weight in air, full of water [kg/m]	Hose weight in water empty [kg/m]	Hose weight in water full of water [kg/m]
2448N-32V80	50,5	80,5	8,5	10,5	3,3	5,3
2580N-32V80	50,5	84,5	9,4	11,5	3,7	5,7
2648N-32V80	50,0	86,0	12,1	14,1	6,2	8,1
2240N-48V80	75,0	114,0	11,5	16,0	1,1	5,6
2440N-48V80	75,0	122,0	18,7	23,2	6,7	11,3

THIS DOCUMENT AND THE INFORMATION IT CONTAINS IS CONFIDENTIAL AND PROPRIETARY TO PARKER-HANNIFIN CORPORATION AND ITS AFFILIATES ("PARKER"). MAY NOT BE COPIED OR DISCLOSED TO OTHERS OR USED FOR ANY PURPOSE OTHER THAN CONDUCTING BUSINESS WITH PARKER, AND MUST BE RETURNED OR DESTROYED AND ALL FURTHER USE DISCONTINUED AT PARKER'S REQUEST. THE RECIPIENT OF THIS DOCUMENT IS ADVISED THAT IMPROPER SELECTION OR IMPROPER USE OF PARKER SYSTEMS OR COMPONENTS CAN CAUSE DEATH, PERSONAL INJURY AND PROPERTY DAMAGE, AND IS SOLELY RESPONSIBLE THROUGH ITS OWN ANALYSIS AND TESTING FOR THE FINAL SELECTION OF PARKER SYSTEM AND COMPONENTS AND ASSURING THAT ALL PERFORMANCE, ENDURANCE, MAINTENANCE, SAFETY AND WARNING REQUIREMENTS OF THE INTENDED APPLICATION ARE MET. COPYRIGHT PARKER, YEAR OF COPYRIGHT IS THE YEAR(S) INDICATED ON THIS DOCUMENT. ALL RIGHTS RESERVED.



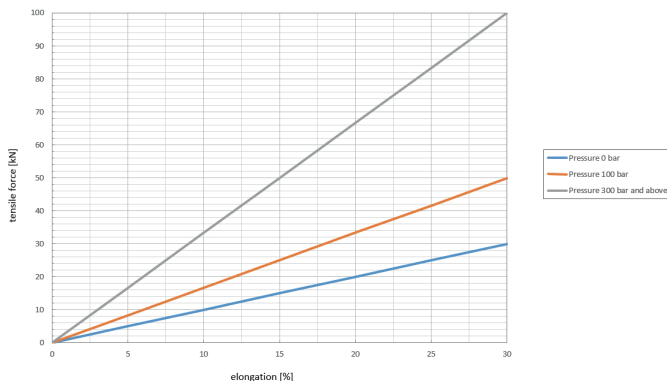
Black Eagle Product Manual
Technical information

ISSUED: G. Ford 26. January 2010		PARKER ENGINEERING MANUAL Parker Hannifin Corporation Polyflex Division Europe				SPEC: PFDE-ES28	
REVISED / CHECKED M. Levin 17. Apr. 2018						REVISION R	
SUBJECT: Instructions for handling, maintenance, inspection and repair of Parker Polyflex BLACK EAGLE hoses and assemblies						PAGE: 21 of 41	
2640N-48V80	75,0	130,0	27,5	32,0	14,0	18,4	
<p>1st Example: No pressure. 1000 m length of 2580N-32V80 shall be deployed. Hose weight in water, full of water, 5,7 kg/m × 1000 m = 5700 kg. Max tensile force is 30 kN, therefore a 1000m length is too heavy to deploy in these conditions.</p> <p>2nd Example: Pressure 300 bar. 1500 m length of 2580N-32V80 shall be deployed. Hose weight in water, full of water, 5,7 kg/m × 1500 m = 8550 kg. Max. tensile force is 100 kN, so a 1500 m length of 2580N-32V80 is OK to deploy when pressurized at 300 bar, and an additional weight of 10000-8550=1450 kg may be added.</p> <p>The following maximum tensile force over elongation plots indicate which maximum elongation will locally occur at a specific maximum tensile force.</p>							
<p>2448N-32V80</p> 							
<small>THIS DOCUMENT AND THE INFORMATION IT CONTAINS IS CONFIDENTIAL AND PROPRIETARY TO PARKER-HANNIFIN CORPORATION AND ITS AFFILIATES ("PARKER"). MAY NOT BE COPIED OR DISCLOSED TO OTHERS OR USED FOR ANY PURPOSE OTHER THAN CONDUCTING BUSINESS WITH PARKER, AND MUST BE RETURNED OR DESTROYED AND ALL FURTHER USE DISCONTINUED AT PARKER'S REQUEST. THE RECIPIENT OF THIS DOCUMENT IS ADVISED THAT IMPROPER SELECTION OR IMPROPER USE OF PARKER SYSTEMS OR COMPONENTS CAN CAUSE DEATH, PERSONAL INJURY AND PROPERTY DAMAGE, AND IS SOLELY RESPONSIBLE THROUGH ITS OWN ANALYSIS AND TESTING FOR THE FINAL SELECTION OF PARKER SYSTEM AND COMPONENTS AND ASSURING THAT ALL PERFORMANCE, ENDURANCE, MAINTENANCE, SAFETY AND WARNING REQUIREMENTS OF THE INTENDED APPLICATION ARE MET. COPYRIGHT PARKER, YEAR OF COPYRIGHT IS THE YEAR(S) INDICATED ON THIS DOCUMENT. ALL RIGHTS RESERVED.</small>							



ISSUED: G. Ford 26. January 2010	PARKER ENGINEERING MANUAL Parker Hannifin Corporation Polyflex Division Europe	SPEC: PFDE-ES28
REVISED / CHECKED M. Levin 17. Apr. 2018		REVISION R
SUBJECT: Instructions for handling, maintenance, inspection and repair of Parker Polyflex BLACK EAGLE hoses and assemblies		PAGE: 22 of 41

2580N-32V80



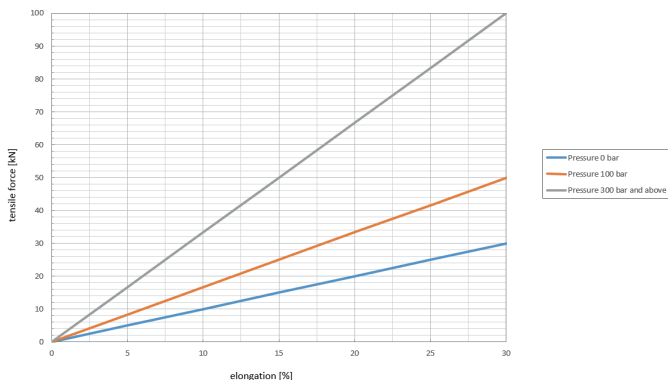
THIS DOCUMENT AND THE INFORMATION IT CONTAINS IS CONFIDENTIAL AND PROPRIETARY TO PARKER-HANNIFIN CORPORATION AND ITS AFFILIATES ("PARKER"). MAY NOT BE COPIED OR DISCLOSED TO OTHERS OR USED FOR ANY PURPOSE OTHER THAN CONDUCTING BUSINESS WITH PARKER, AND MUST BE RETURNED OR DESTROYED AND ALL FURTHER USE DISCONTINUED AT PARKER'S REQUEST. THE RECIPIENT OF THIS DOCUMENT IS ADVISED THAT IMPROPER SELECTION OR IMPROPER USE OF PARKER SYSTEMS OR COMPONENTS CAN CAUSE DEATH, PERSONAL INJURY AND PROPERTY DAMAGE, AND IS SOLELY RESPONSIBLE THROUGH ITS OWN ANALYSIS AND TESTING FOR THE FINAL SELECTION OF PARKER'S SYSTEM AND COMPONENTS AND ASSURING THAT ALL PERFORMANCE, ENDURANCE, MAINTENANCE, SAFETY AND WARNING REQUIREMENTS OF THE INTENDED APPLICATION ARE MET. COPYRIGHT PARKER, YEAR OF COPYRIGHT IS THE YEAR(S) INDICATED ON THIS DOCUMENT. ALL RIGHTS RESERVED.



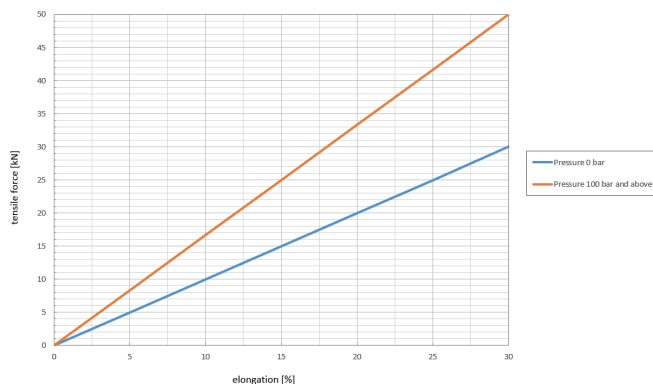
Black Eagle Product Manual
Technical information

ISSUED: G. Ford 26. January 2010	PARKER ENGINEERING MANUAL Parker Hannifin Corporation Polyflex Division Europe	SPEC: PFDE-ES28
REVISED / CHECKED M. Levin 17. Apr. 2018		REVISION R
SUBJECT: Instructions for handling, maintenance, inspection and repair of Parker Polyflex BLACK EAGLE hoses and assemblies		PAGE: 23 of 41

2648N-32V80



2240N-48V80

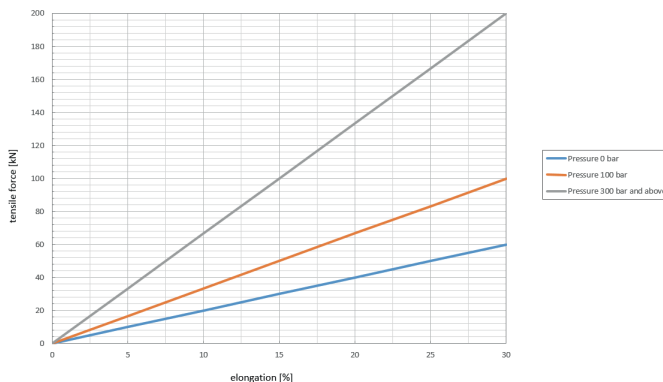


THIS DOCUMENT AND THE INFORMATION IT CONTAINS IS CONFIDENTIAL AND PROPRIETARY TO PARKER-HANNIFIN CORPORATION AND ITS AFFILIATES ("PARKER"), MAY NOT BE COPIED OR DISCLOSED TO OTHERS OR USED FOR ANY PURPOSE OTHER THAN CONDUCTING BUSINESS WITH PARKER, AND MUST BE RETURNED OR DESTROYED AND ALL FURTHER USE DISCONTINUED AT PARKER'S REQUEST. THE RECIPIENT OF THIS DOCUMENT IS ADVISED THAT IMPROPER SELECTION OR IMPROPER USE OF PARKER SYSTEMS OR COMPONENTS CAN CAUSE DEATH, PERSONAL INJURY AND PROPERTY DAMAGE, AND IS SOLELY RESPONSIBLE THROUGH ITS OWN ANALYSIS AND TESTING FOR THE FINAL SELECTION OF PARKER SYSTEM AND COMPONENTS AND ASSURING THAT ALL PERFORMANCE, ENDURANCE, MAINTENANCE, SAFETY AND WARNING REQUIREMENTS OF THE INTENDED APPLICATION ARE MET. COPYRIGHT PARKER, YEAR OF COPYRIGHT IS THE YEAR(S) INDICATED ON THIS DOCUMENT. ALL RIGHTS RESERVED.



ISSUED: G. Ford 26. January 2010	PARKER ENGINEERING MANUAL Parker Hannifin Corporation Polyflex Division Europe	SPEC: PFDE-ES28
REVISED / CHECKED M. Levin 17. Apr. 2018		REVISION R
SUBJECT: Instructions for handling, maintenance, inspection and repair of Parker Polyflex BLACK EAGLE hoses and assemblies		PAGE: 24 of 41

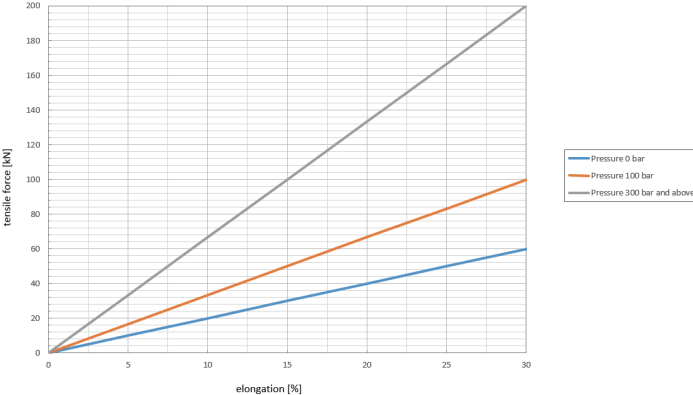
2440N-48V80



THIS DOCUMENT AND THE INFORMATION IT CONTAINS IS CONFIDENTIAL AND PROPRIETARY TO PARKER-HANNIFIN CORPORATION AND ITS AFFILIATES ("PARKER"), MAY NOT BE COPIED OR DISCLOSED TO OTHERS OR USED FOR ANY PURPOSE OTHER THAN CONDUCTING BUSINESS WITH PARKER, AND MUST BE RETURNED OR DESTROYED AND ALL FURTHER USE DISCONTINUED AT PARKER'S REQUEST. THE RECIPIENT OF THIS DOCUMENT IS ADVISED THAT IMPROPER SELECTION OR IMPROPER USE OF PARKER SYSTEMS OR COMPONENTS CAN CAUSE DEATH, PERSONAL INJURY AND PROPERTY DAMAGE, AND IS SOLELY RESPONSIBLE THROUGH ITS OWN ANALYSIS AND TESTING FOR THE FINAL SELECTION OF PARKER'S SYSTEM AND COMPONENTS AND ASSURING THAT ALL PERFORMANCE, ENDURANCE, MAINTENANCE, SAFETY AND WARNING REQUIREMENTS OF THE INTENDED APPLICATION ARE MET. COPYRIGHT PARKER, YEAR OF COPYRIGHT IS THE YEAR(S) INDICATED ON THIS DOCUMENT. ALL RIGHTS RESERVED.



Black Eagle Product Manual
Technical information

ISSUED: G. Ford 26. January 2010	PARKER ENGINEERING MANUAL Parker Hannifin Corporation Polyflex Division Europe	SPEC: PFDE-ES28																																
REVISED / CHECKED M. Levin 17. Apr. 2018		REVISION R																																
SUBJECT: Instructions for handling, maintenance, inspection and repair of Parker Polyflex BLACK EAGLE hoses and assemblies		PAGE: 25 of 41																																
<div style="text-align: center;"> <p>2640N-48V80</p>  <table border="1" style="margin-left: auto; margin-right: auto;"> <caption>Approximate data points from the tensile force graph</caption> <thead> <tr> <th>Elongation [%]</th> <th>Tensile force [kN] (0 bar)</th> <th>Tensile force [kN] (100 bar)</th> <th>Tensile force [kN] (300 bar and above)</th> </tr> </thead> <tbody> <tr><td>0</td><td>0</td><td>0</td><td>0</td></tr> <tr><td>5</td><td>10</td><td>20</td><td>35</td></tr> <tr><td>10</td><td>20</td><td>40</td><td>70</td></tr> <tr><td>15</td><td>30</td><td>60</td><td>105</td></tr> <tr><td>20</td><td>40</td><td>80</td><td>140</td></tr> <tr><td>25</td><td>50</td><td>100</td><td>175</td></tr> <tr><td>30</td><td>60</td><td>120</td><td>210</td></tr> </tbody> </table> </div> <p style="font-size: small; margin-top: 20px;">THIS DOCUMENT AND THE INFORMATION IT CONTAINS IS CONFIDENTIAL AND PROPRIETARY TO PARKER-HANNIFIN CORPORATION AND ITS AFFILIATES ("PARKER"), MAY NOT BE COPIED OR DISCLOSED TO OTHERS OR USED FOR ANY PURPOSE OTHER THAN CONDUCTING BUSINESS WITH PARKER, AND MUST BE RETURNED OR DESTROYED AND ALL FURTHER USE DISCONTINUED AT PARKER'S REQUEST. THE RECIPIENT OF THIS DOCUMENT IS ADVISED THAT IMPROPER SELECTION OR IMPROPER USE OF PARKER SYSTEMS OR COMPONENTS CAN CAUSE DEATH, PERSONAL INJURY AND PROPERTY DAMAGE, AND IS SOLELY RESPONSIBLE THROUGH ITS OWN ANALYSIS AND TESTING FOR THE FINAL SELECTION OF PARKER SYSTEM AND COMPONENTS AND ASSURING THAT ALL PERFORMANCE, ENDURANCE, MAINTENANCE, SAFETY AND WARNING REQUIREMENTS OF THE INTENDED APPLICATION ARE MET. COPYRIGHT PARKER, YEAR OF COPYRIGHT IS THE YEAR(S) INDICATED ON THIS DOCUMENT. ALL RIGHTS RESERVED.</p>			Elongation [%]	Tensile force [kN] (0 bar)	Tensile force [kN] (100 bar)	Tensile force [kN] (300 bar and above)	0	0	0	0	5	10	20	35	10	20	40	70	15	30	60	105	20	40	80	140	25	50	100	175	30	60	120	210
Elongation [%]	Tensile force [kN] (0 bar)	Tensile force [kN] (100 bar)	Tensile force [kN] (300 bar and above)																															
0	0	0	0																															
5	10	20	35																															
10	20	40	70																															
15	30	60	105																															
20	40	80	140																															
25	50	100	175																															
30	60	120	210																															



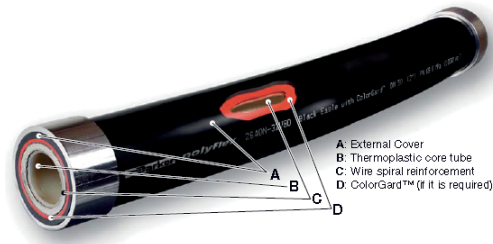
ISSUED: G. Ford 26. January 2010	PARKER ENGINEERING MANUAL Parker Hannifin Corporation Polyflex Division Europe	SPEC: PFDE-ES28
REVISED / CHECKED M. Levin 17. Apr. 2018		REVISION R
SUBJECT: Instructions for handling, maintenance, inspection and repair of Parker Polyflex BLACK EAGLE hoses and assemblies		PAGE: 26 of 41

Appendix 3: Procedure for a repair of a local damage in the outer cover

1. Purpose

This engineering standard provides a recommended practice for repair of local outer cover damage on a Polyflex large bore hose. This instruction is valid for hose sizes 1 1/2" (DN 38) up to size 3" (DN 75) with ColorGard™.

Polyflex large bore hoses are being increasingly used subsea, deployed as single line hoses. These hoses are therefore protected by a dual colour outer cover, the extra thick ColorGard™ sheath (see picture):



2. Important Safety Notices

Before repairing a Polyflex hose, carefully read and fully understand the below instructions. Refer to section 7.2.1 to determine whether the repair is allowed.

Follow your local safety regulations and ensure that operators are equipped with appropriate protection. The repair of Polyflex hoses requires a safe use of a hot-air gun.

Incorrect handling may significantly reduce the lifetime of the hose and could cause dramatic failures.

THIS DOCUMENT AND THE INFORMATION IT CONTAINS IS CONFIDENTIAL AND PROPRIETARY TO PARKER-HANNIFIN CORPORATION AND ITS AFFILIATES ("PARKER"). MAY NOT BE COPIED OR DISCLOSED TO OTHERS OR USED FOR ANY PURPOSE OTHER THAN CONDUCTING BUSINESS WITH PARKER, AND MUST BE RETURNED OR DESTROYED AND ALL FURTHER USE DISCONTINUED AT PARKER'S REQUEST. THE RECIPIENT OF THIS DOCUMENT IS ADVISED THAT IMPROPER SELECTION OR IMPROPER USE OF PARKER SYSTEMS OR COMPONENTS CAN CAUSE DEATH, PERSONAL INJURY AND PROPERTY DAMAGE, AND IS SOLELY RESPONSIBLE THROUGH ITS OWN ANALYSIS AND TESTING FOR THE FINAL SELECTION OF PARKER SYSTEM AND COMPONENTS AND ASSURING THAT ALL PERFORMANCE, ENDURANCE, MAINTENANCE, SAFETY AND WARNING REQUIREMENTS OF THE INTENDED APPLICATION ARE MET. COPYRIGHT PARKER, YEAR OF COPYRIGHT IS THE YEAR(S) INDICATED ON THIS DOCUMENT. ALL RIGHTS RESERVED.


Black Eagle Product Manual
Technical information

ISSUED: G. Ford 26. January 2010	PARKER ENGINEERING MANUAL Parker Hannifin Corporation Polyflex Division Europe	SPEC: PFDE-ES28
REVISED / CHECKED M. Levin 17. Apr. 2018		REVISION R
SUBJECT: Instructions for handling, maintenance, inspection and repair of Parker Polyflex BLACK EAGLE hoses and assemblies		PAGE: 27 of 41




3. Preparation

Recommended equipment and materials:


- Original Polyflex thermoplastic filling material to enable a permanent and proper compound to the original outer cover of the hose
- Industrial hot-air gun (Temperature min. 650 °C) with a small and removable front nozzle to locally melt the filling material and the damaged area of the outer cover.
- A spoon, knife or a putty knife to locally press/ fill the melted material into the damaged area
- Enough cold water to cool down the heated hose immediately
- Grinding tool and sand paper (grain 60 – 80) to smoothen the repaired spot
- Optional: Anti splatter spray/ silicone spray for final polish after the finished repair





THIS DOCUMENT AND THE INFORMATION IT CONTAINS IS CONFIDENTIAL AND PROPRIETARY TO PARKER-HANNIFIN CORPORATION AND ITS AFFILIATES ("PARKER"). MAY NOT BE COPIED OR DISCLOSED TO OTHERS OR USED FOR ANY PURPOSE OTHER THAN CONDUCTING BUSINESS WITH PARKER, AND MUST BE RETURNED OR DESTROYED AND ALL FURTHER USE DISCONTINUED AT PARKER'S REQUEST. THE RECIPIENT OF THIS DOCUMENT IS ADVISED THAT IMPROPER SELECTION OR IMPROPER USE OF PARKER SYSTEMS OR COMPONENTS CAN CAUSE DEATH, PERSONAL INJURY AND PROPERTY DAMAGE, AND IS SOLELY RESPONSIBLE THROUGH ITS OWN ANALYSIS AND TESTING FOR THE FINAL SELECTION OF PARKER SYSTEM AND COMPONENTS AND ASSURING THAT ALL PERFORMANCE, ENDURANCE, MAINTENANCE, SAFETY AND WARNING REQUIREMENTS OF THE INTENDED APPLICATION ARE MET. COPYRIGHT PARKER. YEAR OF COPYRIGHT IS THE YEAR(S) INDICATED ON THIS DOCUMENT. ALL RIGHTS RESERVED.

ISSUED: G. Ford 26. January 2010	PARKER ENGINEERING MANUAL Parker Hannifin Corporation Polyflex Division Europe	SPEC: PFDE-ES28
REVISED / CHECKED M. Levin 17. Apr. 2018		REVISION R
SUBJECT: Instructions for handling, maintenance, inspection and repair of Parker Polyflex BLACK EAGLE hoses and assemblies		PAGE: 28 of 41
4. <u>Repair Procedure</u>		
<p>4.1 Clean the defective spot with a lint-free cloth or with compressed air. Do not use any cleaning detergent! For the repair, the area must be dry and free of dirt and dust.</p>		
<p>4.2 Melt the damaged area with the hot-air gun at approx. 600°C locally. Immediately when the material is melting, use a spoon or putty knife to press the melted material into the damaged area. Cool the heated area immediately with cold water.</p>		
<p>4.3 Visually check the melted area for any holes or remaining gaps.</p>		
<small>THIS DOCUMENT AND THE INFORMATION IT CONTAINS IS CONFIDENTIAL AND PROPRIETARY TO PARKER-HANNIFIN CORPORATION AND ITS AFFILIATES ("PARKER"). MAY NOT BE COPIED OR DISCLOSED TO OTHERS OR USED FOR ANY PURPOSE OTHER THAN CONDUCTING BUSINESS WITH PARKER, AND MUST BE RETURNED OR DESTROYED AND ALL FURTHER USE DISCONTINUED AT PARKER'S REQUEST. THE RECIPIENT OF THIS DOCUMENT IS ADVISED THAT IMPROPER SELECTION OR IMPROPER USE OF PARKER SYSTEMS OR COMPONENTS CAN CAUSE DEATH, PERSONAL INJURY AND PROPERTY DAMAGE, AND IS SOLELY RESPONSIBLE THROUGH ITS OWN ANALYSIS AND TESTING FOR THE FINAL SELECTION OF PARKER SYSTEM AND COMPONENTS AND ASSURING THAT ALL PERFORMANCE, ENDURANCE, MAINTENANCE, SAFETY AND WARNING REQUIREMENTS OF THE INTENDED APPLICATION ARE MET. COPYRIGHT PARKER, YEAR OF COPYRIGHT IS THE YEAR(S) INDICATED ON THIS DOCUMENT. ALL RIGHTS RESERVED.</small>		


Black Eagle Product Manual
Technical information

ISSUED: G. Ford 26. January 2010	PARKER ENGINEERING MANUAL Parker Hannifin Corporation Polyflex Division Europe	SPEC: PFDE-ES28
REVISED / CHECKED M. Levin 17. Apr. 2018		REVISION R
SUBJECT: Instructions for handling, maintenance, inspection and repair of Parker Polyflex BLACK EAGLE hoses and assemblies		PAGE: 29 of 41
4.4 Fill open gaps with melted filling material.		
4.5 Spackle the melted material into the gaps by using a putty knife or similar. Make sure that enough melted material is used for the repair. ATTENTION: DO NOT OVERHEAT THE HOSE. STOP HEATING IMMEDIATELY AFTER MATERIAL IS STARTING TO MELT!		
<small>THIS DOCUMENT AND THE INFORMATION IT CONTAINS IS CONFIDENTIAL AND PROPRIETARY TO PARKER-HANNIFIN CORPORATION AND ITS AFFILIATES ("PARKER"), MAY NOT BE COPIED OR DISCLOSED TO OTHERS OR USED FOR ANY PURPOSE OTHER THAN CONDUCTING BUSINESS WITH PARKER, AND MUST BE RETURNED OR DESTROYED AND ALL FURTHER USE DISCONTINUED AT PARKER'S REQUEST. THE RECIPIENT OF THIS DOCUMENT IS ADVISED THAT IMPROPER SELECTION OR IMPROPER USE OF PARKER SYSTEMS OR COMPONENTS CAN CAUSE DEATH, PERSONAL INJURY AND PROPERTY DAMAGE, AND IS SOLELY RESPONSIBLE THROUGH ITS OWN ANALYSIS AND TESTING FOR THE FINAL SELECTION OF PARKER SYSTEM AND COMPONENTS AND ASSURING THAT ALL PERFORMANCE, ENDURANCE, MAINTENANCE, SAFETY AND WARNING REQUIREMENTS OF THE INTENDED APPLICATION ARE MET. COPYRIGHT PARKER, YEAR OF COPYRIGHT IS THE YEAR(S) INDICATED ON THIS DOCUMENT. ALL RIGHTS RESERVED.</small>		





ISSUED: G. Ford 26. January 2010	PARKER ENGINEERING MANUAL Parker Hannifin Corporation Polyflex Division Europe	SPEC: PFDE-ES28
REVISED / CHECKED M. Levin 17. Apr. 2018		REVISION R
SUBJECT: Instructions for handling, maintenance, inspection and repair of Parker Polyflex BLACK EAGLE hoses and assemblies		PAGE: 30 of 41
<p>4.6 Cool down the area with cold water in order to avoid any heat damages of the hose.</p>		
<p>4.7 Remove excessive filling material by using a grinding tool. The grain of the tool / grinding paper should be approx. 60 - 80</p>		
<p><small>THIS DOCUMENT AND THE INFORMATION IT CONTAINS IS CONFIDENTIAL AND PROPRIETARY TO PARKER-HANNIFIN CORPORATION AND ITS AFFILIATES ("PARKER"). MAY NOT BE COPIED OR DISCLOSED TO OTHERS OR USED FOR ANY PURPOSE OTHER THAN CONDUCTING BUSINESS WITH PARKER, AND MUST BE RETURNED OR DESTROYED AND ALL FURTHER USE DISCONTINUED AT PARKER'S REQUEST. THE RECIPIENT OF THIS DOCUMENT IS ADVISED THAT IMPROPER SELECTION OR IMPROPER USE OF PARKER SYSTEMS OR COMPONENTS CAN CAUSE DEATH, PERSONAL INJURY AND PROPERTY DAMAGE, AND IS SOLELY RESPONSIBLE THROUGH ITS OWN ANALYSIS AND TESTING FOR THE FINAL SELECTION OF PARKER'S SYSTEM AND COMPONENTS AND ASSURING THAT ALL PERFORMANCE, ENDURANCE, MAINTENANCE, SAFETY AND WARNING REQUIREMENTS OF THE INTENDED APPLICATION ARE MET. COPYRIGHT PARKER, YEAR OF COPYRIGHT IS THE YEAR(S) INDICATED ON THIS DOCUMENT. ALL RIGHTS RESERVED.</small></p>		



Black Eagle Product Manual
Technical information

ISSUED: G. Ford 26. January 2010	PARKER ENGINEERING MANUAL Parker Hannifin Corporation Polyflex Division Europe	SPEC: PFDE-ES28
REVISED / CHECKED M. Levin 17. Apr. 2018		REVISION R
SUBJECT: Instructions for handling, maintenance, inspection and repair of Parker Polyflex BLACK EAGLE hoses and assemblies		PAGE: 31 of 41
<p>4.8 By grinding the repaired area, unfilled gaps might become visible. These gaps shall be filled by following step 4.4 to 4.</p>		
<small>THIS DOCUMENT AND THE INFORMATION IT CONTAINS IS CONFIDENTIAL AND PROPRIETARY TO PARKER-HANNIFIN CORPORATION AND ITS AFFILIATES ("PARKER"), MAY NOT BE COPIED OR DISCLOSED TO OTHERS OR USED FOR ANY PURPOSE OTHER THAN CONDUCTING BUSINESS WITH PARKER, AND MUST BE RETURNED OR DESTROYED AND ALL FURTHER USE DISCONTINUED AT PARKER'S REQUEST. THE RECIPIENT OF THIS DOCUMENT IS ADVISED THAT IMPROPER SELECTION OR IMPROPER USE OF PARKER SYSTEMS OR COMPONENTS CAN CAUSE DEATH, PERSONAL INJURY AND PROPERTY DAMAGE, AND IS SOLELY RESPONSIBLE THROUGH ITS OWN ANALYSIS AND TESTING FOR THE FINAL SELECTION OF PARKER SYSTEM AND COMPONENTS AND ASSURING THAT ALL PERFORMANCE, ENDURANCE, MAINTENANCE, SAFETY AND WARNING REQUIREMENTS OF THE INTENDED APPLICATION ARE MET. COPYRIGHT PARKER, YEAR OF COPYRIGHT IS THE YEAR(S) INDICATED ON THIS DOCUMENT. ALL RIGHTS RESERVED.</small>		



ISSUED: G. Ford 26. January 2010	PARKER ENGINEERING MANUAL Parker Hannifin Corporation Polyflex Division Europe	SPEC: PFDE-ES28
REVISED / CHECKED M. Levin 17. Apr. 2018		REVISION R
SUBJECT: Instructions for handling, maintenance, inspection and repair of Parker Polyflex BLACK EAGLE hoses and assemblies		PAGE: 32 of 41
4.9 Remove excessive melted filling material with a grinding tool (see 4.7)		
4.10 Final grinding by hand with sand paper (Grain = 60 - 80)		
<small>THIS DOCUMENT AND THE INFORMATION IT CONTAINS IS CONFIDENTIAL AND PROPRIETARY TO PARKER-HANNIFIN CORPORATION AND ITS AFFILIATES ("PARKER"). MAY NOT BE COPIED OR DISCLOSED TO OTHERS OR USED FOR ANY PURPOSE OTHER THAN CONDUCTING BUSINESS WITH PARKER, AND MUST BE RETURNED OR DESTROYED AND ALL FURTHER USE DISCONTINUED AT PARKER'S REQUEST. THE RECIPIENT OF THIS DOCUMENT IS ADVISED THAT IMPROPER SELECTION OR IMPROPER USE OF PARKER SYSTEMS OR COMPONENTS CAN CAUSE DEATH, PERSONAL INJURY AND PROPERTY DAMAGE, AND IS SOLELY RESPONSIBLE THROUGH ITS OWN ANALYSIS AND TESTING FOR THE FINAL SELECTION OF PARKER'S SYSTEM AND COMPONENTS AND ASSURING THAT ALL PERFORMANCE, ENDURANCE, MAINTENANCE, SAFETY AND WARNING REQUIREMENTS OF THE INTENDED APPLICATION ARE MET. COPYRIGHT PARKER, YEAR OF COPYRIGHT IS THE YEAR(S) INDICATED ON THIS DOCUMENT. ALL RIGHTS RESERVED.</small>		

Black Eagle Product Manual
Technical information

ISSUED: G. Ford 26. January 2010	PARKER ENGINEERING MANUAL Parker Hannifin Corporation Polyflex Division Europe	SPEC: PFDE-ES28
REVISED / CHECKED M. Levin 17. Apr. 2018		REVISION R
SUBJECT: Instructions for handling, maintenance, inspection and repair of Parker Polyflex BLACK EAGLE hoses and assemblies		PAGE: 33 of 41
<p>4.11 Final finish by locally heating up the repaired area.</p> <p>ATTENTION: DO NOT OVERHEAT THE HOSE. STOP HEATING IMMEDIATELY AFTER MATERIAL IS STARTING TO SHINE!</p> <p>Cool down immediately with cold water to avoid any overheating.</p>		
<p>4.12 Polish repaired outer cover by using Silicone spray or similar (optional)</p>		
<p><small>THIS DOCUMENT AND THE INFORMATION IT CONTAINS IS CONFIDENTIAL AND PROPRIETARY TO PARKER-HANNIFIN CORPORATION AND ITS AFFILIATES ("PARKER"), MAY NOT BE COPIED OR DISCLOSED TO OTHERS OR USED FOR ANY PURPOSE OTHER THAN CONDUCTING BUSINESS WITH PARKER, AND MUST BE RETURNED OR DESTROYED AND ALL FURTHER USE DISCONTINUED AT PARKER'S REQUEST. THE RECIPIENT OF THIS DOCUMENT IS ADVISED THAT IMPROPER SELECTION OR IMPROPER USE OF PARKER SYSTEMS OR COMPONENTS CAN CAUSE DEATH, PERSONAL INJURY AND PROPERTY DAMAGE, AND IS SOLELY RESPONSIBLE THROUGH ITS OWN ANALYSIS AND TESTING FOR THE FINAL SELECTION OF PARKER SYSTEM AND COMPONENTS AND ASSURING THAT ALL PERFORMANCE, ENDURANCE, MAINTENANCE, SAFETY AND WARNING REQUIREMENTS OF THE INTENDED APPLICATION ARE MET. COPYRIGHT PARKER, YEAR OF COPYRIGHT IS THE YEAR(S) INDICATED ON THIS DOCUMENT. ALL RIGHTS RESERVED.</small></p>		



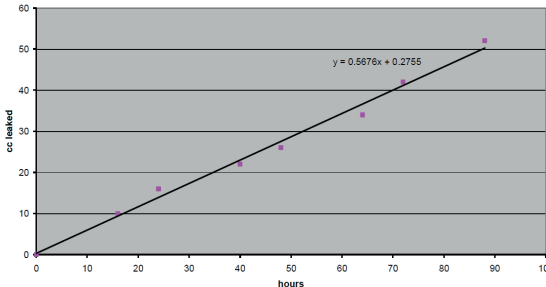
ISSUED: G. Ford 26. January 2010	PARKER ENGINEERING MANUAL Parker Hannifin Corporation Polyflex Division Europe	SPEC: PFDE-ES28
REVISED / CHECKED M. Levin 17. Apr. 2018		REVISION R
SUBJECT: Instructions for handling, maintenance, inspection and repair of Parker Polyflex BLACK EAGLE hoses and assemblies		PAGE: 34 of 41
		
<p style="font-size: small;">THIS DOCUMENT AND THE INFORMATION IT CONTAINS IS CONFIDENTIAL AND PROPRIETARY TO PARKER-HANNIFIN CORPORATION AND ITS AFFILIATES ("PARKER"). MAY NOT BE COPIED OR DISCLOSED TO OTHERS OR USED FOR ANY PURPOSE OTHER THAN CONDUCTING BUSINESS WITH PARKER, AND MUST BE RETURNED OR DESTROYED AND ALL FURTHER USE DISCONTINUED AT PARKER'S REQUEST. THE RECIPIENT OF THIS DOCUMENT IS ADVISED THAT IMPROPER SELECTION OR IMPROPER USE OF PARKER SYSTEMS OR COMPONENTS CAN CAUSE DEATH, PERSONAL INJURY AND PROPERTY DAMAGE, AND IS SOLELY RESPONSIBLE THROUGH ITS OWN ANALYSIS AND TESTING FOR THE FINAL SELECTION OF PARKER'S SYSTEM AND COMPONENTS AND ASSURING THAT ALL PERFORMANCE, ENDURANCE, MAINTENANCE, SAFETY AND WARNING REQUIREMENTS OF THE INTENDED APPLICATION ARE MET. COPYRIGHT PARKER. YEAR OF COPYRIGHT IS THE YEAR(S) INDICATED ON THIS DOCUMENT. ALL RIGHTS RESERVED.</p>		



Black Eagle Product Manual
Technical information

ISSUED: G. Ford 26. January 2010	PARKER ENGINEERING MANUAL Parker Hannifin Corporation Polyflex Division Europe	SPEC: PFDE-ES28																																
REVISED / CHECKED M. Levin 17. Apr. 2018		REVISION R																																
SUBJECT: Instructions for handling, maintenance, inspection and repair of Parker Polyflex BLACK EAGLE hoses and assemblies		PAGE: 35 of 41																																
<p>Appendix 4: Recommendations for use of Parker Polyflex Black Eagle hoses with gas and sour gas.</p> <p>4.1. Use of Black Eagle hoses with gas.</p> <p>Please refer to Appendix 1 "Chemical compatibility table" for chemical compatibility of core tube materials with gases. However, good chemical compatibility is not the only parameter to consider for gas use. The other key parameter is permeability. Permeation could lead to different potential failure modes. One is hose cover blistering and another is core tube collapse due to rapid gas decompression and/or gas trapped under pressure between hose layers.</p> <p>Permeability is defined as the ability of a substance to allow another substance to pass through it. For a circular tube, it is calculated per the below formula:</p> <p>$V = PW \cdot A \cdot T \cdot P / S$</p> <p>V - volume of gas, in cm³, which diffuses through PW - permeability coefficient, cm³*mm/m²*day*bar, see table below A - is the area across which the gas diffuses, in m² S - thickness of tube, in mm T - diffusion time, in days P - pressure difference across the tube, in bar</p> <table border="1"> <thead> <tr> <th>PW values for various gases, cm³*mm/m²*d*bar</th> <th>N2</th> <th>Air</th> <th>O2</th> <th>CO2</th> <th>H2</th> <th>He</th> <th>CH4</th> </tr> </thead> <tbody> <tr> <td>PA11, methanol washed</td> <td>5</td> <td>7</td> <td>21</td> <td>60</td> <td>130</td> <td></td> <td>6</td> </tr> <tr> <td>PA12</td> <td>9</td> <td>13</td> <td>43</td> <td>105</td> <td>900</td> <td>500</td> <td>14</td> </tr> <tr> <td>POM</td> <td>2</td> <td>3</td> <td>4</td> <td>20</td> <td>80</td> <td></td> <td></td> </tr> </tbody> </table> <p>These guidance values are taken from literature. They are based on room temperature. Higher temperatures significantly increase permeation rates. Actual behavior may vary considerably because of variations in processing.</p> <p>The below simplified estimation formula is a result of recalculations based on the typical core tube thickness and area of Polyflex hoses.</p> <p>$V = K \cdot PW \cdot P$</p> <p>V - volume of gas, in cm³ per core tube meter per day, which diffuses through K - recalculation coefficient for area and thickness, see table below PW - permeability coefficient, cm³*mm/m²*d*bar, see table above P - pressure difference across the tube, in bar</p> <p><small>THIS DOCUMENT AND THE INFORMATION IT CONTAINS IS CONFIDENTIAL AND PROPRIETARY TO PARKER-HANNIFIN CORPORATION AND ITS AFFILIATES ("PARKER"). MAY NOT BE COPIED OR DISCLOSED TO OTHERS OR USED FOR ANY PURPOSE OTHER THAN CONDUCTING BUSINESS WITH PARKER, AND MUST BE RETURNED OR DESTROYED AND ALL FURTHER USE DISCONTINUED AT PARKER'S REQUEST. THE RECIPIENT OF THIS DOCUMENT IS ADVISED THAT IMPROPER SELECTION OR IMPROPER USE OF PARKER SYSTEMS OR COMPONENTS CAN CAUSE DEATH, PERSONAL INJURY AND PROPERTY DAMAGE, AND IS SOLELY RESPONSIBLE THROUGH ITS OWN ANALYSIS AND TESTING FOR THE FINAL SELECTION OF PARKER SYSTEM AND COMPONENTS AND ASSURING THAT ALL PERFORMANCE, ENDURANCE, MAINTENANCE, SAFETY AND WARNING REQUIREMENTS OF THE INTENDED APPLICATION ARE MET. COPYRIGHT PARKER, YEAR OF COPYRIGHT IS THE YEAR(S) INDICATED ON THIS DOCUMENT. ALL RIGHTS RESERVED.</small></p>			PW values for various gases, cm ³ *mm/m ² *d*bar	N2	Air	O2	CO2	H2	He	CH4	PA11, methanol washed	5	7	21	60	130		6	PA12	9	13	43	105	900	500	14	POM	2	3	4	20	80		
PW values for various gases, cm ³ *mm/m ² *d*bar	N2	Air	O2	CO2	H2	He	CH4																											
PA11, methanol washed	5	7	21	60	130		6																											
PA12	9	13	43	105	900	500	14																											
POM	2	3	4	20	80																													



ISSUED: G. Ford 26. January 2010		PARKER ENGINEERING MANUAL Parker Hannifin Corporation Polyflex Division Europe								SPEC: PFDE-ES28	
REVISED / CHECKED M. Levin 17. Apr. 2018										REVISION R	
SUBJECT: Instructions for handling, maintenance, inspection and repair of Parker Polyflex BLACK EAGLE hoses and assemblies										PAGE: 36 of 41	
K coefficients for hose sizes											
-04	-05	-06	-08	-12	-16	-20	-24	-32	-48		
0,017	0,019	0,021	0,027	0,035	0,040	0,044	0,048	0,053	0,048		
<p>Example: how much CH4 would permeate through core tube of a 2" hose at 10000 psi. $V=0,053*6*690=219,42 \text{ cm}^3 \text{ per core tube meter per day}$</p> <p>As previously mentioned, all the calculated values can be used for estimation only. Permeation coefficients are just literature values for lab conditions, permeation through hose cover is not considered.</p> <p>As an example, permeation of CH4 at 1 meter sample of 2" hose has been measured at 170 bar and ambient temperature and the result is represented on the below graph. The above calculation would result in a value of $V=0,053*6*170=54,06 \text{ cm}^3 \text{ per core tube meter per day}$, which would mean 2,25 $\text{cm}^3 \text{ per hour}$, and only approx. 0,57 $\text{cm}^3 \text{ per hour}$ have been measured.</p>  <p>Note that in all previous discussions gas which permeates through the core tube was mentioned. Obviously, there is one more barrier – hose cover. If cover is pin-pricked, gas will easily go through it and no issues will occur. But pin-pricking is not acceptable for subsea service as the reinforcement wires will corrode. In addition, collapse resistance of hose would be compromised. For land based operations, all Parker Polyflex hoses may be pin-pricked.</p> <p>Pin-pricking is not required on hoses with Colorgard. Performance of those hoses with gas has been confirmed by several tests. Test summary is provided below.</p> <p>Without pin-pricking, gas will also have to permeate though the hose cover. The formula for calculation is the same as for core tube, only other permeability coefficients shall be used. Parker hoses are designed in the way that cover material has higher permeability coefficient compared to core tube, so more gas can permeate though the cover. In addition, area of permeation is larger. Thick cover is rigid enough to withstand any possible pressure build up in the hose annulus without building blisters.</p> <p><small>THIS DOCUMENT AND THE INFORMATION IT CONTAINS IS CONFIDENTIAL AND PROPRIETARY TO PARKER-HANNIFIN CORPORATION AND ITS AFFILIATES ("PARKER"). MAY NOT BE COPIED OR DISCLOSED TO OTHERS OR USED FOR ANY PURPOSE OTHER THAN CONDUCTING BUSINESS WITH PARKER, AND MUST BE RETURNED OR DESTROYED AND ALL FURTHER USE DISCONTINUED AT PARKER'S REQUEST. THE RECIPIENT OF THIS DOCUMENT IS ADVISED THAT IMPROPER SELECTION OR IMPROPER USE OF PARKER SYSTEMS OR COMPONENTS CAN CAUSE DEATH, PERSONAL INJURY AND PROPERTY DAMAGE, AND IS SOLELY RESPONSIBLE THROUGH ITS OWN ANALYSIS AND TESTING FOR THE FINAL SELECTION OF PARKER SYSTEM AND COMPONENTS AND ASSURING THAT ALL PERFORMANCE, ENDURANCE, MAINTENANCE, SAFETY AND WARNING REQUIREMENTS OF THE INTENDED APPLICATION ARE MET. COPYRIGHT PARKER, YEAR OF COPYRIGHT IS THE YEAR(S) INDICATED ON THIS DOCUMENT. ALL RIGHTS RESERVED.</small></p>											

Black Eagle Product Manual
Technical information

ISSUED: G. Ford 26. January 2010		PARKER ENGINEERING MANUAL Parker Hannifin Corporation Polyflex Division Europe			SPEC: PFDE-ES28	
REVISED / CHECKED M. Levin 17. Apr. 2018					REVISION R	
SUBJECT: Instructions for handling, maintenance, inspection and repair of Parker Polyflex BLACK EAGLE hoses and assemblies					PAGE: 37 of 41	
Hose type	Test description	Test gas	Test pressure and temperature	Test results		
2640N-24V80	Pre-conditioning of hose: 24 hours soak in methanol at room temperature and atmospheric pressure. Pressurize with test gas mixture for 12 hours. Decompress at 20 bar/min. Leave for 1 hour. Repeat this pressure cycle two more times.	Gas mixture 97/3 CH4/CO2	740 bar (10730 psi) at 25°C	No signs of blistering or slitting and no decompression damage have been found on hose core tube at a magnification of X20.		
2640N-24V80	Pressurize with test gas at 345 bar for 24 hours. Decompress at 70 bar/min. Leave for at least 12 hours. Repeat this pressure cycle two more times.	N2	345 bar (5000 psi) at ambient temperature	No signs of blistering or slitting and no decompression damage have been found on hose cover at a magnification of X20.		
2640N-32V80, also valid for 2580N-32V80	Pressurize with test gas at 690 bar for 30 days and slowly decompress (decompression rate not noted). Pressure test with water 20 times at 1035 bar for 60 sec. Pressure test with water at 1035 bar for 1 hour. Pressurize with test gas at 690 bar for 47 days and slowly decompress (decompression rate not noted). Pressure test with water 20 times at 1035 bar for 60 sec. Pressure test with water at 1035 bar for 1 hour. Perform burst test.	Gas mixture 97/3/2 CH4/CO2/ H2S, water added to adjust system pH to 3,5-3,8	690 bar (10000 psi) at 25°C	No deterioration on cover have been found. After all testing, hose passed minimum burst pressure requirements.		
2440N-32V80, also valid for 2448N-32V80	Pressurize with Nitrogen at 170 bar for 7 days. Then pressurize with Methane at 170 bar for 45 days.	N2 and CH4	170 bar (2465 psi) at ambient temperature	No leakages at connections and no ballooning of the cover. The bore inspection at about 910 hours revealed that the core tube was perfectly smooth and circular. Hose expands by about 0.6 to 0.8 mm upon inflation to 175 bar, but there is no creep in diameter thereafter. After decompression at the end of testing, it took around 6 hours to return to its original outside diameter.		
<small>THIS DOCUMENT AND THE INFORMATION IT CONTAINS IS CONFIDENTIAL AND PROPRIETARY TO PARKER-HANNIFIN CORPORATION AND ITS AFFILIATES ("PARKER"), MAY NOT BE COPIED OR DISCLOSED TO OTHERS OR USED FOR ANY PURPOSE OTHER THAN CONDUCTING BUSINESS WITH PARKER, AND MUST BE RETURNED OR DESTROYED AND ALL FURTHER USE DISCONTINUED AT PARKER'S REQUEST. THE RECIPIENT IS ADVISED THAT IMPROPER SELECTION OR IMPROPER USE OF PARKER SYSTEMS OR COMPONENTS CAN CAUSE DEATH, PERSONAL INJURY AND PROPERTY DAMAGE, AND IS SOLELY RESPONSIBLE THROUGH ITS OWN ANALYSIS AND TESTING FOR THE FINAL SELECTION OF PARKER SYSTEM AND COMPONENTS AND ASSURING THAT ALL PERFORMANCE, ENDURANCE, MAINTENANCE, SAFETY AND WARNING REQUIREMENTS OF THE INTENDED APPLICATION ARE MET. COPYRIGHT PARKER, YEAR OF COPYRIGHT IS THE YEAR(S) INDICATED ON THIS DOCUMENT. ALL RIGHTS RESERVED.</small>						



ISSUED: G. Ford 26. January 2010	PARKER ENGINEERING MANUAL Parker Hannifin Corporation Polyflex Division Europe	SPEC: PFDE-ES28
REVISED / CHECKED M. Levin 17. Apr. 2018		REVISION R
SUBJECT: Instructions for handling, maintenance, inspection and repair of Parker Polyflex BLACK EAGLE hoses and assemblies		PAGE: 38 of 41
<p>The situation changes, however, if the hose is in subsea service. With external pressure applied, pressure difference across the cover becomes the limiting factor.</p> <p>Gas permeating through core tube could stay in the hose annulus between core tube and cover and some pressure will build up there. Due to undefined volume of hose annulus of Polyflex hoses (this is related to hose design and manufacturing), it is not possible to calculate this pressure. And in case of quick hose depressurization this built-up pressure could lead to core tube collapse.</p> <p>With a hose deployed down from a vessel, the situation becomes even more complicated. External pressure varies over the hose length. Lower part of the hose may have no gas permeation through cover, all gas which has passed through the core tube is creeping up through annulus and starts leaving the hose at the pressure balance point. In this case gas permeates through core tube on the whole length of hose but it permeates through cover only on the part length. Obviously, the volume of gas which needs to locally penetrate through cover is higher. This could lead to blisters on the cover. Quick retrieving of hose (which means external pressure change) could lead to the same phenomena.</p> <p>Parker Polyflex Black Eagle hoses have been used in gas applications for many years. Based on the lab testing and field experience, multiple number of parameters shall be considered. Therefore, design factor of min. 4.1 should be applied (max. operating pressure should not exceed 25% of minimum burst pressure of the hose). This is also required by ISO 7751. If possible, guards of hose whip restrictors shall be used. Please also refer to Parker Safety Guide 4400-B.1</p> <p>4.2 Use of Parker Polyflex hoses with sour gas.</p> <p>Core tube of most of Parker Polyflex Black Eagle hoses is made from Polyamide 11. This material is perfectly resistant to Hydrogen sulfide. Only aqueous solutions which are acidic can lead to an acceleration of polymer degradation. Due to the low acidity and generally low partial pressures of Hydrogen sulfide in crude oil or natural gas this effect can be neglected.</p> <p>Reinforcement wires are made of very high strength steel. Processing of these wires results in very small grain sizes which reduce the susceptibility of the material to cracking that can be caused by H₂S. In addition, contact of wires with H₂S is limited to the amount of gas which has permeated through the core tube. This amount is also very low due to low partial pressures. In addition, testing has been conducted: totally 77 days of exposure to 2% of wet H₂S at 690 bar (resulting in partial pressure of 13,8 bar (200 psi)) and subsequent burst pressure test and SEM analysis of wires. Minimum burst pressure was achieved and in all the wire samples examined, there was no evidence of microcracks or intergranular fracture, nor was there any evidence of embrittlement. More attention shall be put to hose fittings. They are in direct contact to fluids and can be subjected to H₂S. Some limitations and requirements are listed in ISO 15156 parts 1 to 3 (former NACE MR0175). The usual question "are the fittings NACE compliant?" cannot always be answered with yes or no.</p> <p>ISO 15156 defines certain requirements for material properties including fabrication. Even if these requirements are met, there are some environmental limitations. In addition, requirements for different equipment may be also different acc. to ISO 15156.</p> <p><small>THIS DOCUMENT AND THE INFORMATION IT CONTAINS IS CONFIDENTIAL AND PROPRIETARY TO PARKER-HANNIFIN CORPORATION AND ITS AFFILIATES ("PARKER"). MAY NOT BE COPIED OR DISCLOSED TO OTHERS OR USED FOR ANY PURPOSE OTHER THAN CONDUCTING BUSINESS WITH PARKER, AND MUST BE RETURNED OR DESTROYED AND ALL FURTHER USE DISCONTINUED AT PARKER'S REQUEST. THE RECIPIENT OF THIS DOCUMENT IS ADVISED THAT IMPROPER SELECTION OR IMPROPER USE OF PARKER SYSTEMS OR COMPONENTS CAN CAUSE DEATH, PERSONAL INJURY AND PROPERTY DAMAGE, AND IS SOLELY RESPONSIBLE THROUGH ITS OWN ANALYSIS AND TESTING FOR THE FINAL SELECTION OF PARKER SYSTEM AND COMPONENTS AND ASSURING THAT ALL PERFORMANCE, ENDURANCE, MAINTENANCE, SAFETY AND WARNING REQUIREMENTS OF THE INTENDED APPLICATION ARE MET. COPYRIGHT PARKER, YEAR OF COPYRIGHT IS THE YEAR(S) INDICATED ON THIS DOCUMENT. ALL RIGHTS RESERVED.</small></p>		



Black Eagle Product Manual

Technical information

ISSUED: G. Ford 26. January 2010		PARKER ENGINEERING MANUAL Parker Hannifin Corporation Polyflex Division Europe				SPEC: PFDE-ES28	
REVISED / CHECKED M. Levin 17. Apr. 2018						REVISION R	
SUBJECT: Instructions for handling, maintenance, inspection and repair of Parker Polyflex BLACK EAGLE hoses and assemblies						PAGE: 39 of 41	
<p>The two important statements out of ISO 15156 shall be considered.</p> <p>The behavior of metallic materials in H2S-containing environments is affected by complex interactions of parameters, including the following:</p> <ul style="list-style-type: none"> a) chemical composition, method of manufacture, product form, strength, hardness of the material and its local variations, amount of cold work, heat-treatment condition, microstructure, microstructural uniformity, grain size and cleanliness of the material; b) H2S partial pressure or equivalent concentration in the water phase; c) chloride ion concentration in the water phase; d) acidity (pH) of the water phase; e) presence of sulfur or other oxidants; f) exposure to non-production fluids; g) exposure temperature; h) total tensile stress (applied plus residual); i) exposure time. <p>WARNING — CRAs (corrosion-resistant alloys) and other alloys selected using ISO 15156 are resistant to cracking in defined H2S-containing environments in oil and gas production, but not necessarily immune to cracking under all service conditions. It is the equipment user's responsibility to select the CRAs and other alloys suitable for the intended service.</p> <p>Below is the list of Parker Polyflex hose fittings for some Black Eagle hoses and the information about use with H2S based on ISO 15156 requirements for "any equipment or component". Hose fittings are not explicitly listed in ISO 15156. Note that several fitting types with various materials may exist for the same hose.</p>							
Hose type	Fitting series	Nipple material	Shell material	Max. Temp. °C (°F)	Max. partial pressure pH2S, kPa (psi)	Remarks	
2440N-20V80	1xxLX-	Duplex 2205	316 or 316Ti	232 (450)	10 (1,5)	Any combination of chloride concentration and in situ pH occurring in production environments is acceptable. If chloride concentration is less than 50 mg/l, no restrictions on pH2S and pH are set.	
2640N-24V80	1xx5X-	Duplex 2205	Duplex 2205	232 (450)	10 (1,5)	Any combination of chloride concentration and in situ pH occurring in production environments is acceptable. If chloride concentration is less than 50 mg/l, no restrictions on pH2S and pH are set.	
	6xx5X-	4340 Q&T	316 or 316Ti		0,3 (0,05)	Normally, no special precautions are required for the selection of steels for use under these conditions, nevertheless, highly susceptible steels can crack.	
<small>THIS DOCUMENT AND THE INFORMATION IT CONTAINS IS CONFIDENTIAL AND PROPRIETARY TO PARKER-HANNIFIN CORPORATION AND ITS AFFILIATES ("PARKER"). MAY NOT BE COPIED OR DISCLOSED TO OTHERS OR USED FOR ANY PURPOSE OTHER THAN CONDUCTING BUSINESS WITH PARKER, AND MUST BE RETURNED OR DESTROYED AND ALL FURTHER USE DISCONTINUED AT PARKER'S REQUEST. THE RECIPIENT OF THIS DOCUMENT IS ADVISED THAT IMPROPER SELECTION OR IMPROPER USE OF PARKER SYSTEMS OR COMPONENTS CAN CAUSE DEATH, PERSONAL INJURY AND PROPERTY DAMAGE, AND IS SOLELY RESPONSIBLE THROUGH ITS OWN ANALYSIS AND TESTING FOR THE FINAL SELECTION OF PARKER SYSTEM AND COMPONENTS AND ASSURING THAT ALL PERFORMANCE, ENDURANCE, MAINTENANCE, SAFETY AND WARNING REQUIREMENTS OF THE INTENDED APPLICATION ARE MET. COPYRIGHT PARKER, YEAR OF COPYRIGHT IS THE YEAR(S) INDICATED ON THIS DOCUMENT. ALL RIGHTS RESERVED.</small>							



ISSUED: G. Ford 26. January 2010		PARKER ENGINEERING MANUAL Parker Hannifin Corporation Polyflex Division Europe				SPEC: PFDE-ES28
REVISED / CHECKED M. Levin 17. Apr. 2018						REVISION R
SUBJECT: Instructions for handling, maintenance, inspection and repair of Parker Polyflex BLACK EAGLE hoses and assemblies					PAGE: 40 of 41	
Hose type	Fitting series	Nipple material	Shell material	Max. Temp. °C (°F)	Max. partial pressure pH2S, kPa (psi)	Remarks
2640N-24V80	6xx5X-	Nitronic 50 (S20910)	316 or 316Ti	66 (150)	100 (15)	Any combination of chloride concentration and in situ pH occurring in production environments is acceptable.
2240N-32V10 and 2248N-32V10	1xxS6	4340 Q&T	316 or 316Ti		0,3 (0,05)	Normally, no special precautions are required for the selection of steels for use under these conditions, nevertheless, highly susceptible steels can crack.
2449N-32V10	1xxS8	4340 Q&T	316 or 316Ti		0,3 (0,05)	Normally, no special precautions are required for the selection of steels for use under these conditions, nevertheless, highly susceptible steels can crack.
2448N-32V80 and 2580N-32V80	1xxBL-	4340 Q&T	316 or 316Ti		0,3 (0,05)	Normally, no special precautions are required for the selection of steels for use under these conditions, nevertheless, highly susceptible steels can crack.
		Super Duplex S32750 or S32760	316 or 316Ti		10 (1,5) to 20 (3)*	Any combination of chloride concentration and in situ pH occurring in production environments is acceptable. If chloride concentration is less than 50 mg/l, no restrictions on pH2S and pH are set. * depending on chemical composition of individual material batch
	6XX5X-	4340 Q&T	316 or 316Ti		0,3 (0,05)	Normally, no special precautions are required for the selection of steels for use under these conditions, nevertheless, highly susceptible steels can crack.
		Nitronic 50 (S20910)	316 or 316Ti	66 (150)	100 (15)	Any combination of chloride concentration and in situ pH occurring in production environments is acceptable.
2648N-32V80	1xxCX-	4340 Q&T	316 or 316Ti		0,3 (0,05)	Normally, no special precautions are required for the selection of steels for use under these conditions, nevertheless, highly susceptible steels can crack.
		Inconel 718 (N07718)	316 or 316Ti	135 (275)		Any combination of hydrogen sulfide, chloride concentration, and in situ pH in production environments is acceptable.
<small>THIS DOCUMENT AND THE INFORMATION IT CONTAINS IS CONFIDENTIAL AND PROPRIETARY TO PARKER-HANNIFIN CORPORATION AND ITS AFFILIATES ("PARKER"). MAY NOT BE COPIED OR DISCLOSED TO OTHERS OR USED FOR ANY PURPOSE OTHER THAN CONDUCTING BUSINESS WITH PARKER, AND MUST BE RETURNED OR DESTROYED AND ALL FURTHER USE DISCONTINUED AT PARKER'S REQUEST. THE RECIPIENT OF THIS DOCUMENT IS ADVISED THAT IMPROPER SELECTION OR IMPROPER USE OF PARKER SYSTEMS OR COMPONENTS CAN CAUSE DEATH, PERSONAL INJURY AND PROPERTY DAMAGE, AND IS SOLELY RESPONSIBLE THROUGH ITS OWN ANALYSIS AND TESTING FOR THE FINAL SELECTION OF PARKER SYSTEM AND COMPONENTS AND ASSURING THAT ALL PERFORMANCE, ENDURANCE, MAINTENANCE, SAFETY AND WARNING REQUIREMENTS OF THE INTENDED APPLICATION ARE MET. COPYRIGHT PARKER, YEAR OF COPYRIGHT IS THE YEAR(S) INDICATED ON THIS DOCUMENT. ALL RIGHTS RESERVED.</small>						



Black Eagle Product Manual
Technical information

ISSUED: G. Ford 26. January 2010		PARKER ENGINEERING MANUAL Parker Hannifin Corporation Polyflex Division Europe				SPEC: PFDE-ES28	
REVISED / CHECKED M. Levin 17. Apr. 2018						REVISION R	
SUBJECT: Instructions for handling, maintenance, inspection and repair of Parker Polyflex BLACK EAGLE hoses and assemblies						PAGE: 41 of 41	
Hose type	Fitting series	Nipple material	Shell material	Max. Temp. °C (°F)	Max. partial pressure pH2S, kPa (psi)	Remarks	
2240N-48V80	1XXTX-1XXLX-1XX5X-	4340 Q&T	316 or 316Ti		0,3 (0,05)	Normally, no special precautions are required for the selection of steels for use under these conditions, nevertheless, highly susceptible steels can crack.	
2440N-48V80	1XXTX-1XXLX-1XX5X-	4140 Q&T	316 or 316Ti			Normally, no special precautions are required.	
2640N-48V80	1XXTX-1XXLX-1XX5X-						
2440N-48V80	1XXLX-	Inconel 625 (N06625)	316 or 316Ti			These materials have been used without restriction on temperature, pH2S, chloride concentration, or in situ pH in production environments. No limits on individual parameters are set, but some combinations of the values of these parameters might not be acceptable.	
<small>THIS DOCUMENT AND THE INFORMATION IT CONTAINS IS CONFIDENTIAL AND PROPRIETARY TO PARKER-HANNIFIN CORPORATION AND ITS AFFILIATES ("PARKER"), MAY NOT BE COPIED OR DISCLOSED TO OTHERS OR USED FOR ANY PURPOSE OTHER THAN CONDUCTING BUSINESS WITH PARKER, AND MUST BE RETURNED OR DESTROYED AND ALL FURTHER USE DISCONTINUED AT PARKER'S REQUEST. THE RECIPIENT OF THIS DOCUMENT IS ADVISED THAT IMPROPER SELECTION OR IMPROPER USE OF PARKER SYSTEMS OR COMPONENTS CAN CAUSE DEATH, PERSONAL INJURY AND PROPERTY DAMAGE, AND IS SOLELY RESPONSIBLE THROUGH ITS OWN ANALYSIS AND TESTING FOR THE FINAL SELECTION OF PARKER SYSTEM AND COMPONENTS AND ASSURING THAT ALL PERFORMANCE, ENDURANCE, MAINTENANCE, SAFETY AND WARNING REQUIREMENTS OF THE INTENDED APPLICATION ARE MET. COPYRIGHT PARKER, YEAR OF COPYRIGHT IS THE YEAR(S) INDICATED ON THIS DOCUMENT. ALL RIGHTS RESERVED.</small>							



4.4 Pressure drop and flow rate

Pressure drop tables for different hose sizes

Remarks

Figures shown in the table are for 1 m of hose without fittings.

Figures derived from calculation, not from testing.

Fluid is water at 20°C

The recommended max fluid velocity is 15 m/s. Hoses have been used at higher fluid

velocities. However this may result in cavitation. These flow figures are marked with a grey background.

Flowrates 50 l/min. up to 4500 l/min. sizes 32 mm (-20) up to 76 mm (-48)

Flowrate			32 mm -20	38 mm -24	50 mm -32	76 mm -48
l/min	US Gal/min	Oilfield BBL/min				
50	13	0,31	0,00	0,00	0,00	0,00
100	26	0,62	0,01	0,01	0,00	0,00
150	40	0,95	0,03	0,01	0,00	0,00
200	53	1,26	0,05	0,02	0,01	0,00
250	66	1,57	0,07	0,03	0,01	0,00
300	79	1,88	0,10	0,04	0,01	0,00
400	106	2,52	0,17	0,07	0,02	0,00
500	132	3,14	0,26	0,11	0,03	0,00
700	185	4,41	0,49	0,21	0,05	0,01
1000	264	6,29	0,94	0,40	0,10	0,01
1500	396	9,43		0,86	0,21	0,03
2000	528	12,57			0,36	0,05
3000	793	18,88				0,11
3500	925	22,02				0,14
4000	1057	25,17				0,18
4500	1189	28,30				0,22

Parker's Motion & Control Technologies

At Parker, we're guided by a relentless drive to help our customers become more productive and achieve higher levels of profitability by engineering the best systems for their requirements. It means looking at customer applications from many angles to find new ways to create value. Whatever the motion and control technology need, Parker has the experience, breadth of product and global reach to consistently deliver. No company knows more about motion and control technology than Parker.

For further info call
00800 27 27 5374



Aerospace

Key Markets

Aftermarket services
Commercial transports
Engines
General & business aviation
Helicopters
Launch vehicles
Military aircraft
Missiles
Power generation
Regional transports
Unmanned aerial vehicles

Key Products

Control systems & actuation products
Engine systems & components
Fluid conveyance systems & components
Fluid metering, delivery & atomization devices
Fuel systems & components
Fuel tank inerting systems
Hydraulic systems & components
Thermal management
Wheels & brakes



Climate Control

Key Markets

Agriculture
Air conditioning
Construction Machinery
Food & beverage
Industrial machinery
Life sciences
Oil & gas
Precision cooling
Process
Refrigeration
Transportation

Key Products

Accumulators
Advanced actuators
CO₂ controls
Electronic controllers
Filter driers
Hand shut-off valves
Heat exchangers
Hose & fittings
Pressure regulating valves
Refrigerant distributors
Safety relief valves
Smart pumps
Thermostatic expansion valves



Hydraulics

Key Markets

Aerial lift
Agriculture
Alternative energy
Construction machinery
Forestry
Industrial machinery
Machine tools
Marine
Material handling
Mining
Oil & gas
Power generation
Refuse vehicles
Renewable energy
Truck hydraulics
Turf equipment

Key Products

Accumulators
Cartridge valves
Electrohydraulic actuators
Human machine interfaces
Hybrid drives
Hydraulic cylinders
Hydraulic motors & pumps
Hydraulic systems
Hydraulic valves & controls
Hydrostatic steering
Integrated hydraulic circuits
Power take-offs
Power units
Rotary actuators
Sensors



Pneumatics

Key Markets

Aerospace
Conveyor & material handling
Factory automation
Life science & medical
Machine tools
Packaging machinery
Transportation & automotive

Key Products

Air preparation
Brass fittings & valves
Manifolds
Pneumatic accessories
Pneumatic actuators & grippers
Pneumatic valves & controls
Quick disconnects
Rotary actuators
Rubber & thermoplastic hose & couplings
Structural extrusions
Thermoplastic tubing & fittings
Vacuum generators, cups & sensors





Electromechanical

Key Markets

Aerospace
Factory automation
Life science & medical
Machine tools
Packaging machinery
Paper machinery
Plastics machinery & converting
Primary metals
Semiconductor & electronics
Textile
Wire & cable

Key Products

AC/DC drives & systems
Electric actuators, gantry robots & slides
Electrohydraulic actuation systems
Electromechanical actuation systems
Human machine interface
Linear motors
Stepper motors, servo motors, drives & controls
Structural extrusions



Filtration

Key Markets

Aerospace
Food & beverage
Industrial plant & equipment
Life sciences
Marine
Mobile equipment
Oil & gas
Power generation & renewable energy
Process
Transportation
Water Purification

Key Products

Analytical gas generators
Compressed air filters & dryers
Engine air, coolant, fuel & oil filtration systems
Fluid condition monitoring systems
Hydraulic & lubrication filters
Hydrogen, nitrogen & zero air generators
Instrumentation filters
Membrane & fiber filters
Microfiltration
Sterile air filtration
Water desalination & purification filters & systems



Fluid & Gas Handling

Key Markets

Aerial lift
Agriculture
Bulk chemical handling
Construction machinery
Food & beverage
Fuel & gas delivery
Industrial machinery
Life sciences
Marine
Mining
Mobile
Oil & gas
Renewable energy
Solenoid valves
Transportation

Key Products

Check valves
Connectors for low pressure fluid conveyance
Deep sea umbilicals
Diagnostic equipment
Hose couplings
Industrial hose
Mooring systems & power cables
PTFE hose & tubing
Quick couplings
Rubber & thermoplastic hose
Tube fittings & adapters
Tubing & plastic fittings



Process Control

Key Markets

Alternative fuels
Biopharmaceuticals
Chemical & refining
Food & beverage
Marine & shipbuilding
Medical & dental
Microelectronics
Nuclear Power
Offshore oil exploration
Oil & gas
Pharmaceuticals
Power generation
Pulp & paper
Steel
Water/wastewater

Key Products

Analytical Instruments
Analytical sample conditioning products & systems
Chemical injection fittings & valves
Fluoropolymer chemical delivery fittings, valves & pumps
High purity gas delivery fittings, valves, regulators & digital flow controllers
Industrial mass flow meters/controllers
Permanent no-weld tube fittings
Precision industrial regulators & flow controllers
Process control double block & bleeds
Process control fittings, valves, regulators & manifold valves



Sealing & Shielding

Key Markets

Aerospace
Chemical processing
Consumer
Fluid power
General industrial
Information technology
Life sciences
Microelectronics
Military
Oil & gas
Power generation
Renewable energy
Telecommunications
Transportation

Key Products

Dynamic seals
Elastomeric o-rings
Electro-medical instrument design & assembly
EMI shielding
Extruded & precision-cut, fabricated elastomeric seals
High temperature metal seals
Homogeneous & inserted elastomeric shapes
Medical device fabrication & assembly
Metal & plastic retained composite seals
Shielded optical windows
Silicone tubing & extruders
Thermal management
Vibration dampening

ENGINEERING YOUR SUCCESS.

Parker Worldwide

Europe, Middle East, Africa

AE – United Arab Emirates, Dubai
Tel: +971 4 8127100
parker.me@parker.com

AT – Austria, Wiener Neustadt
Tel: +43 (0)2622 23501-0
parker.austria@parker.com

AT – Eastern Europe, Wiener Neustadt
Tel: +43 (0)2622 23501 900
parker.easteurope@parker.com

AZ – Azerbaijan, Baku
Tel: +994 50 2233 458
parker.azerbaijan@parker.com

BE/LU – Belgium, Nivelles
Tel: +32 (0)67 280 900
parker.belgium@parker.com

BG – Bulgaria, Sofia
Tel: +359 2 980 1344
parker.bulgaria@parker.com

BY – Belarus, Minsk
Tel: +48 (0)22 573 24 00
parker.poland@parker.com

CH – Switzerland, Etoy
Tel: +41 (0)21 821 87 00
parker.switzerland@parker.com

CZ – Czech Republic, Klecany
Tel: +420 284 083 111
parker.czechrepublic@parker.com

DE – Germany, Kaarst
Tel: +49 (0)2131 4016 0
parker.germany@parker.com

DK – Denmark, Ballerup
Tel: +45 43 56 04 00
parker.denmark@parker.com

ES – Spain, Madrid
Tel: +34 902 330 001
parker.spain@parker.com

FI – Finland, Vantaa
Tel: +358 (0)20 753 2500
parker.finland@parker.com

FR – France, Contamine s/Arve
Tel: +33 (0)4 50 25 80 25
parker.france@parker.com

GR – Greece, Piraeus
Tel: +30 210 933 6450
parker.greece@parker.com

HU – Hungary, Budaörs
Tel: +36 23 885 470
parker.hungary@parker.com

IE – Ireland, Dublin
Tel: +353 (0)1 466 6370
parker.ireland@parker.com

IL – Israel
Tel: +39 02 45 19 21
parker.israel@parker.com

IT – Italy, Corsico (MI)
Tel: +39 02 45 19 21
parker.italy@parker.com

KZ – Kazakhstan, Almaty
Tel: +7 7273 561 000
parker.easteurope@parker.com

NL – The Netherlands, Oldenzaal
Tel: +31 (0)541 585 000
parker.nl@parker.com

NO – Norway, Asker
Tel: +47 66 75 34 00
parker.norway@parker.com

PL – Poland, Warsaw
Tel: +48 (0)22 573 24 00
parker.poland@parker.com

PT – Portugal
Tel: +351 22 999 7360
parker.portugal@parker.com

RO – Romania, Bucharest
Tel: +40 21 252 1382
parker.romania@parker.com

RU – Russia, Moscow
Tel: +7 495 645-2156
parker.russia@parker.com

SE – Sweden, Spånga
Tel: +46 (0)8 59 79 50 00
parker.sweden@parker.com

SK – Slovakia, Banská Bystrica
Tel: +421 484 162 252
parker.slovakia@parker.com

SL – Slovenia, Novo Mesto
Tel: +386 7 337 6650
parker.slovenia@parker.com

TR – Turkey, Istanbul
Tel: +90 216 4997081
parker.turkey@parker.com

UA – Ukraine, Kiev
Tel: +48 (0)22 573 24 00
parker.poland@parker.com

UK – United Kingdom, Warwick
Tel: +44 (0)1926 317 878
parker.uk@parker.com

ZA – South Africa, Kempton Park
Tel: +27 (0)11 961 0700
parker.southafrica@parker.com

North America

CA – Canada, Milton, Ontario
Tel: +1 905 693 3000

US – USA, Cleveland
Tel: +1 216 896 3000

Asia Pacific

AU – Australia, Castle Hill
Tel: +61 (0)2-9634 7777

CN – China, Shanghai
Tel: +86 21 2899 5000

HK – Hong Kong
Tel: +852 2428 8008

IN – India, Mumbai
Tel: +91 22 6513 7081-85

JP – Japan, Tokyo
Tel: +81 (0)3 6408 3901

KR – South Korea, Seoul
Tel: +82 2 559 0400

MY – Malaysia, Shah Alam
Tel: +60 3 7849 0800

NZ – New Zealand, Mt Wellington
Tel: +64 9 574 1744

SG – Singapore
Tel: +65 6887 6300

TH – Thailand, Bangkok
Tel: +662 186 7000

TW – Taiwan, Taipei
Tel: +886 2 2298 8987

South America

AR – Argentina, Buenos Aires
Tel: +54 3327 44 4129

BR – Brazil, Sao Jose dos Campos
Tel: +55 800 727 5374

CL – Chile, Santiago
Tel: +56 2 623 1216

MX – Mexico, Toluca
Tel: +52 72 2275 4200

