

LSHT Torqmotors™ and Nichols™ Motors

Catalog No. HY13-1590-010/US,EU



ENGINEERING YOUR SUCCESS.



WARNING

FAILURE OR IMPROPER SELECTION OR IMPROPER USE OF THE PRODUCTS AND/OR SYSTEMS DESCRIBED HEREIN OR RELATED ITEMS CAN CAUSE DEATH, PERSONAL INJURY AND PROPERTY DAMAGE.

This document and other information from Parker Hannifin Corporation, its subsidiaries and authorized distributors provide product and/or system options for further investigation by users having technical expertise. It is important that you analyze all aspects of your application and review the information concerning the product or system in the current product catalog. Due to the variety of operating conditions and applications for these products or systems, the user, through its own analysis and testing, is solely responsible for making the final selection of the products and systems and assuring that all performance, safety and warning requirements of the application are met.

The products described herein, including without limitation, product features, specifications, designs, availability and pricing, are subject to change by Parker Hannifin Corporation and its subsidiaries at any time without notice.

Offer of Sale

The items described in this document are hereby offered for sale by Parker Hannifin Corporation, its subsidiaries or its authorized distributors. This offer and its acceptance are governed by the provisions stated on the separate page of this document entitled "Offer of Sale".

© 2000–2016 , Parker Hannifin Corporation



Parker Hannifin Corporation
Hydraulic Pump/Motor Division
Greeneville, Tennessee, USA

Wherever in the world machinery is designed, manufactured, or used, Parker is there to meet your hydraulic application requirements—with complete hydraulic component selection, worldwide availability, and technical assistance.

This catalog contains the information you need to order hydraulic motor products. It contains complete specifications, dimensions, and ordering information on the complete line of Parker hydraulic motor products, including technical data and

reference material for designers, builders, and users of motion control machinery. No more shuffling through dozens of separate catalogs from dozens of separate suppliers.

And when you're ready to order, call your local Parker hydraulic distributor for fast delivery and service. Or call your Parker Hydraulic Sales Office (see listing at the back of this catalog).

In line with our policy of continuing product improvement, specifications and information contained in this catalog are subject to change.

Copyright © 2000—2016, Parker Hannifin Corporation.
All rights reserved.

PRINTED IN THE U.S.A.

000 Intro & TOC.indd, js



Contents

Low Speed High Torque Torqmotor™ Series

TC Series.....	7–24
TB Series.....	25–50
TS Series.....	51–62
TE Series.....	63–92
TJ Series.....	93–106
Light Duty Options.....	107–114
TF Series.....	115–140
TF Clutch Series.....	141–144
DF Brake Series.....	145–152
TL Series.....	153–166
TG Series.....	167–192
BG Brake Series.....	193–200
DG Brake Series.....	201–208
TH Series.....	209–230
BH Series.....	231–236
Medium Duty Options.....	237–242
TGK Series.....	243–264
TK Series.....	265–278
Heavy Duty Options.....	279–284
Installation/Operation Data.....	285–288

Low Speed High Torque Nichols™ Motors Series

110A Series.....	289–308
700 Series.....	309–332
716 Series.....	333–352
Nichols™ Options.....	353–356
Installation/Operation Data.....	357–358

Engineering Data for Torqmotor™ and Nichols™ Motor.....	359–362
High Speed Hydraulic Motor.....	363–376
Offer of Sale.....	377
Sales Offices.....	Back Cover

Introduction

Excellence of Design

The producers of Parker Hannifin's Low Speed High Torque motors have a history of manufacturing reliable, precision parts that stretches back over a century. Milestones include the first patent on roller vane rotor sets for low speed, high torque hydraulic motors. That was forty years ago. Today the technological advances continue.

In the Development Laboratory, engineers continuously measure and analyze motor data to move existing products to even higher levels of performance and to develop new products to serve the ever changing needs of our customers. Design integrity is assured by exhaustive testing on endurance stands. To be sure that this translates into superior performance, advanced manufacturing techniques are employed as well.

Excellence of Manufacturing

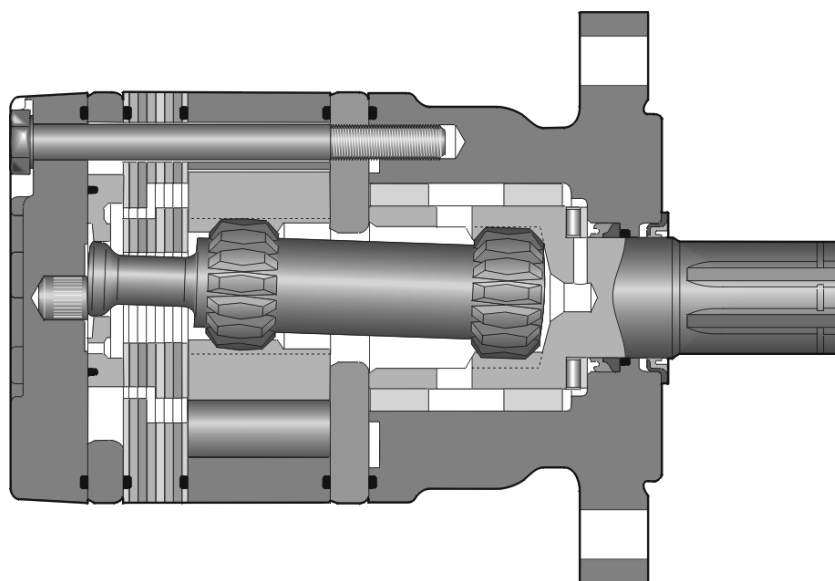
Central to manufacturing excellence is the understanding that quality parts make quality motors. The instrumentation in our Quality Assurance laboratory includes devices such as coordinate measuring machines, to accurately measure the parts that we manufacture as well as those that we purchase. Quality cannot be inspected in, however. It must be manufactured. Each machine operator is responsible for the quality of the part that comes off that machine. Efficiency is enhanced by our cellular manufacturing techniques. Accuracy is assured by statistical process control methods. Micrometers and specialized gages are at the disposal of the operator. As a final check, every motor is tested before shipment to our customer. Parker understands that our customers cannot produce quality products unless we do.



15 Displacements 15 Schluckvolumen 15 Cylindrée 15 Desplazamientos	(2.2 - 24.0 in ³ /rev) 36 . . . 390 cm ³ /rev
	Cont Int
Maximum Pressure Max. Druckgefalle Chaute de pression max. Presion Maxima	(1250 psid) (1750 psid) . . .86 bar . . .121 bar
Maximum Oil Flow Schluckstrom Débit d'huile Caudal Maximo de Aceite	(15 gpm) . . . 57 lpm
Maximum Speed Drehzahl Vitesse de rotation Velocidad Maxima	(902 rpm) 902 rpm
	Cont Int
Maximum Torque Max Drehmoment Couple Maxi Torque Maximo	(1905 lb in) (2709 lb in) 215.2 Nm 306.1 Nm
Maximum Side Load Seitenlast Charges latérales Carga Maxima Lateral	(788 lb) . . . 3505 N

Big Performance In A Small Package

High Performance and long life in a reduced space envelope describe Parker's TC Series motors. High volume fluid flow continually washes across splines and seals to extend their life. Roller vanes and sealed commutation assure high volumetric efficiency and smooth low speed operation.



001 TC.indd, js



TC	XXXX	X	X	XX	0	XXXX																																																																																																																													
Series	Displacement Schluckvolumen Cylindrée Desplazamiento	Mounting Gehäuse Carter Montaje	Ports Anschluß Plan de raccordement Lumbreras	Shaft Welle Arbre Eje	Rotation Drehrichtung Direction de rotation Rotacion	Options Opciones																																																																																																																													
<table border="1"> <thead> <tr> <th>Code</th> <th>cm³/rev cm³/tr cm³/giro</th> <th>in³/rev</th> </tr> </thead> <tr><td>0036</td><td>36</td><td>2.2</td></tr> <tr><td>0045</td><td>41</td><td>2.5</td></tr> <tr><td>0050</td><td>49</td><td>3.0</td></tr> <tr><td>0065</td><td>65</td><td>4.0</td></tr> <tr><td>0080</td><td>82</td><td>5.0</td></tr> <tr><td>0100</td><td>98</td><td>6.0</td></tr> <tr><td>0130</td><td>130</td><td>8.0</td></tr> <tr><td>0165</td><td>163</td><td>10.0</td></tr> <tr><td>0195</td><td>195</td><td>11.9</td></tr> <tr><td>0230</td><td>228</td><td>13.9</td></tr> <tr><td>0260</td><td>260</td><td>15.9</td></tr> <tr><td>0295</td><td>293</td><td>17.9</td></tr> <tr><td>0330</td><td>328</td><td>20.0</td></tr> <tr><td>0365</td><td>370</td><td>22.6</td></tr> <tr><td>0390</td><td>392</td><td>24.0</td></tr> </table>	Code	cm ³ /rev cm ³ /tr cm ³ /giro	in ³ /rev	0036	36	2.2	0045	41	2.5	0050	49	3.0	0065	65	4.0	0080	82	5.0	0100	98	6.0	0130	130	8.0	0165	163	10.0	0195	195	11.9	0230	228	13.9	0260	260	15.9	0295	293	17.9	0330	328	20.0	0365	370	22.6	0390	392	24.0	<table border="1"> <thead> <tr> <th>Code</th> <th>Mounting</th> </tr> </thead> <tr> <td>A</td> <td>SAE "A" 2 Bolt, </td> </tr> <tr> <td>F</td> <td>4 Bolt w/3/8-16 Thd </td> </tr> </table>	Code	Mounting	A	SAE "A" 2 Bolt, 	F	4 Bolt w/3/8-16 Thd 	<table border="1"> <thead> <tr> <th>Code</th> <th>Rotation</th> </tr> </thead> <tr> <td>0</td> <td>Standard </td> </tr> <tr> <td>1</td> <td>Reverse Timed Manifold </td> </tr> </table>	Code	Rotation	0	Standard 	1	Reverse Timed Manifold 	<table border="1"> <thead> <tr> <th>Code</th> <th>Ports</th> </tr> </thead> <tr> <td>M</td> <td>5/16-18 UNC Manifold </td> </tr> <tr> <td>P</td> <td>1/2-14 NPTF </td> </tr> <tr> <td>S</td> <td>7/8-14 SAE </td> </tr> <tr> <td>T</td> <td>1/2 BSPF </td> </tr> <tr> <td>W</td> <td>G 1/2 BSPP </td> </tr> </table>	Code	Ports	M	5/16-18 UNC Manifold 	P	1/2-14 NPTF 	S	7/8-14 SAE 	T	1/2 BSPF 	W	G 1/2 BSPP 	<table border="1"> <thead> <tr> <th>Code</th> <th>Shaft</th> </tr> </thead> <tr> <td>09</td> <td>1" Straight w/0.38" Crosshole </td> </tr> <tr> <td>10</td> <td>1" Keyed </td> </tr> <tr> <td>11</td> <td>1" 6B Spline </td> </tr> <tr> <td>13</td> <td>Long 1" Keyed </td> </tr> <tr> <td>21</td> <td>1" Keyed; Corrosion Resistant </td> </tr> <tr> <td>26</td> <td>25mm Keyed w/ 8mm Key </td> </tr> </table>	Code	Shaft	09	1" Straight w/0.38" Crosshole 	10	1" Keyed 	11	1" 6B Spline 	13	Long 1" Keyed 	21	1" Keyed; Corrosion Resistant 	26	25mm Keyed w/ 8mm Key 	<table border="1"> <thead> <tr> <th>Code</th> <th>Options</th> </tr> </thead> <tr><td>AAAA</td><td>Black Paint</td></tr> <tr><td>AAAB</td><td>No Paint</td></tr> <tr><td>AAAC</td><td>Double Paint</td></tr> <tr><td>AAAG</td><td>Fluorocarbon Seals, Black Paint</td></tr> <tr><td>AAAH</td><td>Fluorocarbon Seals, No Paint</td></tr> <tr><td>AAAJ</td><td>High Temperature Commutator Seal, Black Paint</td></tr> <tr><td>AAFG</td><td>High Temperature Commutator Seal, No Paint</td></tr> <tr><td>AABJ¹</td><td>Free Running Rotorset, Black Paint</td></tr> <tr><td>AABK¹</td><td>Free Running Rotorset, No Paint</td></tr> <tr><td>BBDF</td><td>761 PSI/53 Bar Int Bidirectional Relief, Black Paint</td></tr> <tr><td>BBDM</td><td>761 PSI/53 Bar Int Bidirectional Relief, No Paint</td></tr> <tr><td>BBCV</td><td>921 PSI/64 Bar Int Bidirectional Relief, Black paint</td></tr> <tr><td>BBGA²</td><td>1200 PSI/83 Bar Int Bidirectional Relief, Black Paint</td></tr> <tr><td>BBCM²</td><td>1200 PSI/83 Bar Int Bidirectional Relief, No Paint</td></tr> <tr><td>BBCR³</td><td>1450 PSI/100 Bar Int Bidirectional Relief, Black Paint</td></tr> <tr><td>BBCP³</td><td>1450 PSI/100 Bar Int Bidirectional Relief, No Paint</td></tr> <tr><td>BBCT³</td><td>1560 PSI/108 Bar Int Bidirectional Relief, No Paint</td></tr> <tr><td>BBDY⁴</td><td>1740 PSI/120 Bar Int Bidirectional Relief, Black Paint</td></tr> <tr><td>BBCX⁴</td><td>1740 PSI/120 Bar Int Bidirectional Relief, No Paint</td></tr> </table>	Code	Options	AAAA	Black Paint	AAAB	No Paint	AAAC	Double Paint	AAAG	Fluorocarbon Seals, Black Paint	AAAH	Fluorocarbon Seals, No Paint	AAAJ	High Temperature Commutator Seal, Black Paint	AAFG	High Temperature Commutator Seal, No Paint	AABJ ¹	Free Running Rotorset, Black Paint	AABK ¹	Free Running Rotorset, No Paint	BBDF	761 PSI/53 Bar Int Bidirectional Relief, Black Paint	BBDM	761 PSI/53 Bar Int Bidirectional Relief, No Paint	BBCV	921 PSI/64 Bar Int Bidirectional Relief, Black paint	BBGA ²	1200 PSI/83 Bar Int Bidirectional Relief, Black Paint	BBCM ²	1200 PSI/83 Bar Int Bidirectional Relief, No Paint	BBCR ³	1450 PSI/100 Bar Int Bidirectional Relief, Black Paint	BBCP ³	1450 PSI/100 Bar Int Bidirectional Relief, No Paint	BBCT ³	1560 PSI/108 Bar Int Bidirectional Relief, No Paint	BBDY ⁴	1740 PSI/120 Bar Int Bidirectional Relief, Black Paint	BBCX ⁴	1740 PSI/120 Bar Int Bidirectional Relief, No Paint
Code	cm ³ /rev cm ³ /tr cm ³ /giro	in ³ /rev																																																																																																																																	
0036	36	2.2																																																																																																																																	
0045	41	2.5																																																																																																																																	
0050	49	3.0																																																																																																																																	
0065	65	4.0																																																																																																																																	
0080	82	5.0																																																																																																																																	
0100	98	6.0																																																																																																																																	
0130	130	8.0																																																																																																																																	
0165	163	10.0																																																																																																																																	
0195	195	11.9																																																																																																																																	
0230	228	13.9																																																																																																																																	
0260	260	15.9																																																																																																																																	
0295	293	17.9																																																																																																																																	
0330	328	20.0																																																																																																																																	
0365	370	22.6																																																																																																																																	
0390	392	24.0																																																																																																																																	
Code	Mounting																																																																																																																																		
A	SAE "A" 2 Bolt, 																																																																																																																																		
F	4 Bolt w/3/8-16 Thd 																																																																																																																																		
Code	Rotation																																																																																																																																		
0	Standard 																																																																																																																																		
1	Reverse Timed Manifold 																																																																																																																																		
Code	Ports																																																																																																																																		
M	5/16-18 UNC Manifold 																																																																																																																																		
P	1/2-14 NPTF 																																																																																																																																		
S	7/8-14 SAE 																																																																																																																																		
T	1/2 BSPF 																																																																																																																																		
W	G 1/2 BSPP 																																																																																																																																		
Code	Shaft																																																																																																																																		
09	1" Straight w/0.38" Crosshole 																																																																																																																																		
10	1" Keyed 																																																																																																																																		
11	1" 6B Spline 																																																																																																																																		
13	Long 1" Keyed 																																																																																																																																		
21	1" Keyed; Corrosion Resistant 																																																																																																																																		
26	25mm Keyed w/ 8mm Key 																																																																																																																																		
Code	Options																																																																																																																																		
AAAA	Black Paint																																																																																																																																		
AAAB	No Paint																																																																																																																																		
AAAC	Double Paint																																																																																																																																		
AAAG	Fluorocarbon Seals, Black Paint																																																																																																																																		
AAAH	Fluorocarbon Seals, No Paint																																																																																																																																		
AAAJ	High Temperature Commutator Seal, Black Paint																																																																																																																																		
AAFG	High Temperature Commutator Seal, No Paint																																																																																																																																		
AABJ ¹	Free Running Rotorset, Black Paint																																																																																																																																		
AABK ¹	Free Running Rotorset, No Paint																																																																																																																																		
BBDF	761 PSI/53 Bar Int Bidirectional Relief, Black Paint																																																																																																																																		
BBDM	761 PSI/53 Bar Int Bidirectional Relief, No Paint																																																																																																																																		
BBCV	921 PSI/64 Bar Int Bidirectional Relief, Black paint																																																																																																																																		
BBGA ²	1200 PSI/83 Bar Int Bidirectional Relief, Black Paint																																																																																																																																		
BBCM ²	1200 PSI/83 Bar Int Bidirectional Relief, No Paint																																																																																																																																		
BBCR ³	1450 PSI/100 Bar Int Bidirectional Relief, Black Paint																																																																																																																																		
BBCP ³	1450 PSI/100 Bar Int Bidirectional Relief, No Paint																																																																																																																																		
BBCT ³	1560 PSI/108 Bar Int Bidirectional Relief, No Paint																																																																																																																																		
BBDY ⁴	1740 PSI/120 Bar Int Bidirectional Relief, Black Paint																																																																																																																																		
BBCX ⁴	1740 PSI/120 Bar Int Bidirectional Relief, No Paint																																																																																																																																		

¹ Not applicable to 0365 or 0390 displacements
² Not available in 0330, 0365 or 0390 displacements
³ Not available in 0260, 0295, 0330, 0365 or 0390 displacements
⁴ Not available in 0230, 0260, 0295, 0330, 0365 or 0390 displacements

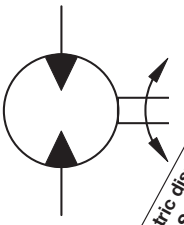
TC Series are not available rear ported.
For other available options, see pages 107–108.

001 TC.indd, js



Performance Data / Leistungsdaten
Puissance / Datos Tecnicos

LSHT Torqmotors™ and Nichols™ Motors
TC Series / Serie / Série HY13-1590-010/US,EU



Motor Series TC	cm ³ /rev in ³ /rev	rev/min	cont / int* l/min g/min	cont / int* bar psid	max bar psig	cont / int* Nm lb-in	max KW HP	cont / int* Nm lb-in
TC 0036	36 2.2	902	34 34 9 9	86 121 1250 1750	134 1950	31 44 272 393	4.2 5.6	16 27 138 236
TC 0045	41 2.5	794	34 34 9 9	86 121 1250 1750	134 1950	40 56 351 496	4.5 6.1	20 33 174 295
TC 0050	49 3.0	688	34 34 9 9	86 121 1250 1750	134 1950	48 67 423 589	4.7 6.3	27 39 235 349
TC 0065	65 4.0	517	34 34 9 9	86 121 1250 1750	134 1950	66 92 582 810	4.8 6.5	41 67 361 590
TC 0080	82 5.0	413	34 34 9 9	86 121 1250 1750	134 1950	96 119 753 1050	4.9 6.6	61 86 539 758
TC 0100	98 6.0	460	45 45 12 12	86 121 1250 1750	134 1950	100 140 888 1240	6.1 8.2	78 106 691 934
TC 0130	130 8.0	429	45 57 12 15	86 121 1250 1750	134 1950	138 192 1218 1697	7.5 10.1	111 169 986 1492
TC 0165	163 10.0	346	45 57 12 15	86 121 1250 1750	134 1950	173 238 1529 2110	7.5 10.0	139 209 1232 1846
TC 0195	195 11.9	287	45 57 12 15	86 121 1250 1750	134 1950	205 286 1815 2532	7.3 9.8	195 264 1724 2332
TC 0230	228 13.9	246	45 57 12 15	76 107 1100 1550	134 1950	215 298 1905 2637	6.3 8.4	195 261 1722 2310
TC 0260	260 15.9	217	45 57 12 15	66 97 950 1400	134 1950	211 306 1870 2709	5.4 7.3	183 265 1618 2344
TC 0295	293 17.9	193	45 57 12 15	59 86 850 1250	134 1950	208 300 1843 2657	4.7 6.3	189 269 1675 2379
TC 0330	328 20.0	173	45 57 12 15	52 76 750 1100	134 1950	206 296 1819 2621	4.0 5.3	187 262 1655 2318
TC 0365	370 22.6	152	45 57 12 15	45 66 650 950	134 1950	206 296 1825 2622	3.4 4.6	186 276 1648 2443
TC 0390	392 24.0	144	45 57 12 15	45 66 650 950	134 1950	207 296 1832 2622	3.2 4.3	192 286 1698 2527

Performance data based on testing using 10W40 oil with a viscosity of 43,1 cSt. (200 SUS) at 54° C (130° F). Performance data is typical. Actual data may vary slightly from one production motor to another.

Les données sur les performances sont basées sur des tests utilisant de l'huile 10W40 d'une viscosité de 200 SUS à 54°C (130°F). Ces données correspondent à des situations typiques. Les données réelles peuvent varier légèrement d'un moteur de production à l'autre.

Leistungsdaten sind gemessen mit SAE 10W40 bei einer Viskosität von 43,1 Cst bei 54°C. Geringfügige Abweichungen von den Katalogdaten sind möglich.

Datos técnicos obtenidos con aceite 10W40 de 200 SUS de viscosidad a 54°C (130°F). Los datos proporcionados son valores típicos. Los valores exactos reales podrían tener una pequeña variación entre distintos motores.

* Intermittent operation rating applies to 10% of every minute. Intermittierende Werte maximal 10% von jeder Betriebsminute. Fonctionnement interm. 10% max. de chaque minute d'utilisation. Capacidad de funcionamiento intermitente válida para 10% por cada minuto.

001 TC.indd, js



Performance Data / Leistungsdaten
Puissance / Datos Tecnicos

LSHT Torqmotors™ and Nichols™ Motors
TC Series / Serie / Série HY13-1590-010/US,EU

TC 0036

2.2 cu in / rev PRESSURE (PSID)

	500	750	1000	1250	1500	1750
.5	104 27	160 18	214 8			
1	108 78	167 67	222 57	277 45	328 28	380 12
2	109 179	169 170	229 160	287 147	344 130	396 111
3	107 283	172 272	235 262	293 248	351 229	405 208
4	105 387	168 375	236 365	295 350	353 332	410 311
5	103 490	166 478	233 468	295 451	354 434	412 410
7	90 695	156 685	220 673	286 656	348 635	410 610
9	76 903	142 889	208 876	272 860	332 839	393 812

Flow (GPM)

TORQUE (LB IN) 272
 SPEED (RPM) 860

TC 0045

2.5 cu in / rev PRESSURE (PSID)

	500	750	1000	1250	1500	1750
.5	124 22	200 13	254 7			
1	131 73	202 67	270 61	332 51	403 42	
2	131 163	201 157	279 149	350 141	412 130	481 114
3	127 255	201 248	279 241	352 231	424 221	496 208
4	122 346	192 339	279 330	350 321	421 310	498 292
5	113 436	183 429	270 420	341 410	412 399	489 381
7	105 615	174 606	262 594	332 583	403 569	481 547
9	93 793	168 784	249 770	324 757	397 739	473 717

Flow (GPM)

TORQUE (LB IN) 324
 SPEED (RPM) 757

Cont. Int.

Intermittent operation rating applies to 10% of every minute.

Fonctionnement interm. 10% max. de chaque minute d'utilisation.

Performance data based on testing using 10W40 oil with a viscosity of 200 SUS at 54° C (130° F). Performance data is typical. Actual data may vary slightly from one production motor to another.

Les données sur les performances sont basées sur des tests utilisant de l'huile 10W40 d'une viscosité de 200 SUS à 54°C (130°F). Ces données correspondent à des situations typiques. Les données réelles peuvent varier légèrement d'un moteur de production à l'autre.

Intermittierende Werte maximal 10% von jeder Betriebsminute.

Capacidad de funcionamiento intermitente valida para 6 segundos por cada minuto.

Leistungsdaten sind gemessen mit SAE 10W40 bei einer Viskosität von 43,1 Cst bei 54°C. Geringfügige Abweichungen von den Katalogdaten sind möglich.

Datos tecnicos obtenidos con aceite 10W40 de 200 SUS de viscosidad a 54°C (130°F). Los datos proporcionados son valores tipicos. Los valores exactos reales podrian tener una pequena variacion entre distintos motores.

001 TC.indd, js



TC 0050

3.0 cu in / rev PRESSURE (PSID)

	500	750	1000	1250	1500	1750
.5	136 28	210 17				
1	148 59	226 51	305 42	377 33		
2	155 136	238 129	331 117	413 107	476 95	543 79
3	154 215	245 207	334 197	417 186	496 173	573 157
4	148 292	238 284	331 273	422 263	503 251	578 228
5	139 369	233 361	330 350	420 340	506 327	587 305
7	131 519	224 511	325 498	418 486	506 470	591 445
9	123 672	216 661	314 646	405 632	492 615	579 592

Flow (GPM)

TORQUE (LB IN) 405
 SPEED (RPM) 632

TC 0065

4.0 cu in / rev PRESSURE (PSID)

	500	750	1000	1250	1500	1750
.5	207 14	333 9	425 3			
1	218 47	334 43	449 36	561 30	668 23	
2	231 104	352 100	471 93	583 87	700 79	797 68
3	218 163	341 158	463 151	582 145	697 138	811 126
4	209 220	330 216	462 209	574 202	695 195	808 182
5	201 278	320 273	449 266	571 260	688 251	801 238
7	186 391	311 386	439 376	563 370	682 359	799 344
9	176 506	297 498	427 490	547 480	675 467	796 450

Flow (GPM)

TORQUE (LB IN) 547
 SPEED (RPM) 480

Cont. Int.

Intermittent operation rating applies to 10% of every minute.

Fonctionnement interm. 10% max. de chaque minute d'utilisation.

Performance data based on testing using 10W40 oil with a viscosity of 200 SUS at 54° C (130° F). Performance data is typical. Actual data may vary slightly from one production motor to another.

Les données sur les performances sont basées sur des tests utilisant de l'huile 10W40 d'une viscosité de 200 SUS à 54°C (130°F). Ces données correspondent à des situations typiques. Les données réelles peuvent varier légèrement d'un moteur de production à l'autre.

Intermittierende Werte maximal 10% von jeder Betriebsminute.

Capacidad de funcionamiento intermitente valida para 6 segundos por cada minuto.

Leistungsdaten sind gemessen mit SAE 10W40 bei einer Viskosität von 43,1 Cst bei 54°C. Geringfügige Abweichungen von den Katalogdaten sind möglich.

Datos tecnicos obtenidos con aceite 10W40 de 200 SUS de viscosidad a 54°C (130°F). Los datos proporcionados son valores típicos. Los valores exactos reales podrían tener una pequeña variación entre distintos motores.

001 TC.indd, js



Performance Data / Leistungsdaten
Puissance / Datos Tecnicos

LSHT Torqmotors™ and Nichols™ Motors
TC Series / Serie / Série HY13-1590-010/US,EU

TC 0080

5.0 cu in / rev PRESSURE (PSID)

	500	750	1000	1250	1500	1750
.5	270 14	431 10	558 8	700 3		
1	289 39	438 37	585 33	730 30	871 25	
2	291 86	445 83	599 78	753 75	918 70	1037 61
3	284 132	442 129	600 125	753 121	903 116	1049 108
4	272 179	431 176	563 171	745 167	897 162	1046 153
5	255 225	414 221	574 217	730 212	882 207	1033 198
7	239 315	396 312	559 306	714 300	867 294	1021 284
9	226 407	382 402	547 394	703 389	855 382	1011 369

Flow (GPM)

TORQUE (LB IN) 703
 SPEED (RPM) 389

TC 0100

6.0 cu in / rev PRESSURE (PSID)

	500	750	1000	1250	1500	1750
.5	319 8	485 4				
1	337 30	514 26	684 22	855 18	1022 14	
2	345 67	546 64	728 61	909 56	1087 51	1222 44
3	335 108	522 104	707 100	888 96	1065 92	1243 84
4	323 146	508 142	697 139	879 135	1059 130	1241 123
5	305 185	490 181	681 177	864 173	1044 168	1227 161
7	282 261	465 256	658 251	842 247	1024 241	1209 232
9	262 337	444 332	638 326	822 322	1005 315	1193 304
12	203 448	384 443	582 438	763 433	943 427	1121 412

Flow (GPM)

TORQUE (LB IN) 763
 SPEED (RPM) 433

Cont. Int.

Intermittent operation rating applies to 10% of every minute.

Fonctionnement interm. 10% max. de chaque minute d'utilisation.

Performance data based on testing using 10W40 oil with a viscosity of 200 SUS at 54° C (130° F). Performance data is typical. Actual data may vary slightly from one production motor to another.

Les données sur les performances sont basées sur des tests utilisant de l'huile 10W40 d'une viscosité de 200 SUS à 54°C (130°F). Ces données correspondent à des situations typiques. Les données réelles peuvent varier légèrement d'un moteur de production à l'autre.

Intermittierende Werte maximal 10% von jeder Betriebsminute.

Capacidad de funcionamiento intermitente valida para 6 segundos por cada minuto.

Leistungsdaten sind gemessen mit SAE 10W40 bei einer Viskosität von 43,1 Cst bei 54°C. Geringfügige Abweichungen von den Katalogdaten sind möglich.

Datos tecnicos obtenidos con aceite 10W40 de 200 SUS de viscosidad a 54°C (130°F). Los datos proporcionados son valores tipicos. Los valores exactos reales podrian tener una pequena variacion entre distintos motores.

001 TC.indd.js



Performance Data / Leistungsdaten
Puissance / Datos Tecnicos

LSHT Torqmotors™ and Nichols™ Motors
TC Series / Serie / Série HY13-1590-010/US,EU

TC 0130

8.0 cu in / rev PRESSURE (PSID)

	500	750	1000	1250	1500	1750
.5	447 9	718 7	921 5	1188 2		
1	472 25	717 23	960 21	1201 19	1442 17	
2	476 54	726 52	970 50	1213 48	1455 45	1698 40
3	461 83	710 82	961 79	1204 76	1448 74	1693 70
4	440 112	689 111	942 108	1188 106	1432 103	1677 100
5	417 141	663 139	918 137	1164 135	1408 132	1654 129
7	384 198	629 195	857 193	1102 191	1346 188	1597 184
9	308 256	533 256	792 252	1034 250	1279 246	1533 241
12	270 342	499 340	758 337	998 334	1239 330	1492 324
15	188 428	418 426	677 422	911 420	1144 416	1391 412

Flow (GPM)

TORQUE (LB IN) 1533
 SPEED (RPM) 241

TC 0165

10.0 cu in / rev PRESSURE (PSID)

	500	750	1000	1250	1500	1750
.5	554 8	881 6	1130 4	1457 2		
1	594 20	898 19	1197 17	1492 16	1785 14	
2	605 43	914 42	1220 41	1526 39	1819 38	2114 35
3	584 67	899 66	1211 64	1518 63	1833 61	2109 58
4	554 91	866 89	1183 89	1491 87	1791 86	2092 85
5	519 114	827 113	1146 111	1455 110	1755 109	2057 108
7	477 159	782 158	1102 156	1408 155	1707 153	2011 150
9	376 207	671 205	991 204	1290 202	1587 201	1894 198
12	323 248	613 247	933 245	1229 244	1519 243	1833 241
15	194 347	467 345	786 344	1073 342	1363 341	1673 340

Flow (GPM)

TORQUE (LB IN) 1894
 SPEED (RPM) 198

Cont. Int.

Intermittent operation rating applies to 10% of every minute.

Fonctionnement interm. 10% max. de chaque minute d'utilisation.

Performance data based on testing using 10W40 oil with a viscosity of 200 SUS at 54°C (130°F). Performance data is typical. Actual data may vary slightly from one production motor to another.

Les données sur les performances sont basées sur des tests utilisant de l'huile 10W40 d'une viscosité de 200 SUS à 54°C (130°F). Ces données correspondent à des situations typiques. Les données réelles peuvent varier légèrement d'un moteur de production à l'autre.

Intermittierende Werte maximal 10% von jeder Betriebsminute.

Capacidad de funcionamiento intermitente valida para 6 segundos por cada minuto.

Leistungsdaten sind gemessen mit SAE 10W40 bei einer Viskosität von 43,1 Cst bei 54°C. Geringfügige Abweichungen von den Katalogdaten sind möglich.

Datos tecnicos obtenidos con aceite 10W40 de 200 SUS de viscosidad a 54°C (130°F). Los datos proporcionados son valores típicos. Los valores exactos reales podrian tener una pequeña variacion entre distintos motores.

001 TC.indd, js



Performance Data / Leistungsdaten
Puissance / Datos Tecnicos

LSHT Torqmotors™ and Nichols™ Motors
TC Series / Serie / Série HY13-1590-010/US,EU

TC 0195

11.9 cu in / rev PRESSURE (PSID)

	500	750	1000	1250	1500	1750
.5	678 6	1089 5	1402 3			
1	704 17	1070 15	1439 14	1805 13	2166 11	
2	717 36	1089 35	1459 33	1824 32	2176 30	2523 27
3	687 56	1061 55	1427 54	1789 52	2148 51	2508 48
4	650 75	1019 74	1389 73	1749 72	2105 70	2463 67
5	614 95	978 94	1350 92	1708 91	2061 89	2418 86
7	567 132	925 132	1301 131	1656 129	2007 127	2365 124
9	452 201	799 200	1177 199	1526 198	1873 195	2232 192
12	392 227	732 226	1107 225	1454 224	1803 221	2163 218
15	249 290	569 289	944 288	1288 287	1627 285	1985 282

Flow (GPM)

TORQUE (LB IN) 2232
SPEED (RPM) 192

TC 0260

15.9 cu in / rev PRESSURE (PSID)

	500	750	950	1200	1400
.5	950 5	1446 4	1828 3	2307 2	
1	978 13	1473 12	1860 11	2335 11	2713 10
2	989 27	1489 26	1880 26	2353 25	2728 24
3	946 42	1449 42	1837 41	2307 40	2689 39
4	889 57	1382 56	1775 55	2233 55	2608 54
5	837 71	1316 71	1704 70	2169 70	2536 69
7	765 100	1235 100	1623 100	2078 99	2437 98
9	588 130	1016 129	1391 129	1876 129	2230 128
12	523 155	952 155	1329 155	1767 154	2131 154
15	357 217	796 216	1177 216	1611 216	1969 215

Flow (GPM)

TORQUE (LB IN) 2230
SPEED (RPM) 128

TC 0230

13.9 cu in / rev PRESSURE (PSID)

	500	750	1100	1300	1550
.5	837 4	1313 3			
1	856 14	1293 12	1892 11	2226 9	2637 8
2	846 30	1291 29	1888 28	2221 25	2621 23
3	820 47	1258 46	1853 44	2179 42	2581 41
4	784 64	1217 63	1809 61	2134 60	2531 58
5	741 80	1168 79	1760 78	2086 76	2475 74
7	683 113	1101 112	1692 111	2019 110	2405 106
9	518 146	908 146	1497 144	1833 143	2231 140
12	462 176	851 175	1432 174	1763 173	2153 169
15	337 246	720 244	1291 243	1604 242	1969 237

Flow (GPM)

TORQUE (LB IN) 2231
SPEED (RPM) 140

TC 0295

17.9 cu in / rev PRESSURE (PSID)

	500	850	1000	1250
.5	1037 4	1769 2		
1	1075 11	1834 10	2145 9	2656 8
2	1090 23	1850 23	2153 22	2656 21
3	1046 36	1807 36	2110 36	2611 35
4	976 50	1729 49	2040 48	2540 48
5	915 63	1668 62	1970 61	2468 61
7	837 89	1582 88	1883 87	2378 87
9	645 115	1349 114	1648 114	2163 113
12	575 138	1271 137	1569 137	2046 136
15	392 192	1098 191	1377 191	1831 191

Flow (GPM)

TORQUE (LB IN) 2163
SPEED (RPM) 113

Cont. Int.

Intermittent operation rating applies to 10% of every minute.

Fonctionnement interm. 10% max. de chaque minute d'utilisation.

Performance data based on testing using 10W40 oil with a viscosity of 200 SUS at 54° C (130° F). Performance data is typical. Actual data may vary slightly from one production motor to another.

Les données sur les performances sont basées sur des tests utilisant de l'huile 10W40 d'une viscosité de 200 SUS à 54°C (130°F). Ces données correspondent à des situations typiques. Les données réelles peuvent varier légèrement d'un moteur de production à l'autre.

001 TC.indd.js

Intermittierende Werte maximal 10% von jeder Betriebsminute.

Capacidad de funcionamiento intermitente valida para 6 segundos por cada minuto.

Leistungsdaten sind gemessen mit SAE 10W40 bei einer Viskosität von 43,1 Cst bei 54°C. Geringfügige Abweichungen von den Katalogdaten sind möglich.

Datos tecnicos obtenidos con aceite 10W40 de 200 SUS de viscosidad a 54°C (130°F). Los datos proporcionados son valores típicos. Los valores exactos reales podrían tener una pequeña variación entre distintos motores.



Performance Data / Leistungsdaten
Puissance / Datos Tecnicos

LSHT Torqmotors™ and Nichols™ Motors
TC Series / Serie / Série HY13-1590-010/US,EU

TC 0330

20.0 cu in / rev PRESSURE (PSID)

	250	500	750	1100
.5	580 4	1177 3		
1	603 10	1207 10	1803 9	2298 7
2	598 22	1232 22	1803 21	2298 19
3	558 34	1158 33	1757 32	2251 32
4	507 46	1098 45	1693 44	2195 44
5	458 57	1033 56	1620 56	2124 55
7	381 80	968 79	1510 79	2030 79
9	226 103	733 102	1272 103	1808 103
12		636 123	1163 123	1706 123
15		426 173	934 172	1485 172

Flow (GPM)

TORQUE (LB IN) 1808
SPEED (RPM) 103

TC 0390

24.0 cu in / rev PRESSURE (PSID)

	250	500	650	950
.5	671 3	1356 2		
1	694 8	1404 8	1825 7	2622 6
2	694 18	1421 17	1842 17	2604 16
3	648 27	1343 26	1754 26	2533 26
4	587 38	1264 37	1675 37	2453 36
5	534 47	1194 47	1595 46	2363 46
7	458 66	1107 66	1498 66	2265 66
9	282 86	880 85	1260 85	2016 86
12		819 98	1195 98	1942 98
15		540 144	908 143	1623 144

Flow (GPM)

TORQUE (LB IN) 2016
SPEED (RPM) 86

TC 0365

22.6 cu in / rev PRESSURE (PSID)

	250	500	650	950
.5	603 4	1260 3	1689 2	2529 1
1	636 9	1316 8	1745 8	2542 7
2	637 19	1351 18	1772 18	2551 17
3	587 30	1264 29	1684 28	2479 28
4	542 40	1212 39	1622 39	2408 39
5	484 50	1138 50	1550 50	2331 49
7	419 71	1055 70	1463 70	2239 70
9	259 91	793 91	1199 91	2025 91
12		741 108	1155 108	1962 108
15		619 152	1058 152	1828 152

Flow (GPM)

TORQUE (LB IN) 2025
SPEED (RPM) 91

Cont. Int.

Intermittent operation rating applies to 10% of every minute.

Fonctionnement interm. 10% max. de chaque minute d'utilisation.

Performance data based on testing using 10W40 oil with a viscosity of 200 SUS at 54° C (130° F). Performance data is typical. Actual data may vary slightly from one production motor to another.

Les données sur les performances sont basées sur des tests utilisant de l'huile 10W40 d'une viscosité de 200 SUS à 54°C (130°F). Ces données correspondent à des situations typiques. Les données réelles peuvent varier légèrement d'un moteur de production à l'autre.

001 TC.indd, js

Intermittierende Werte maximal 10% von jeder Betriebsminute.

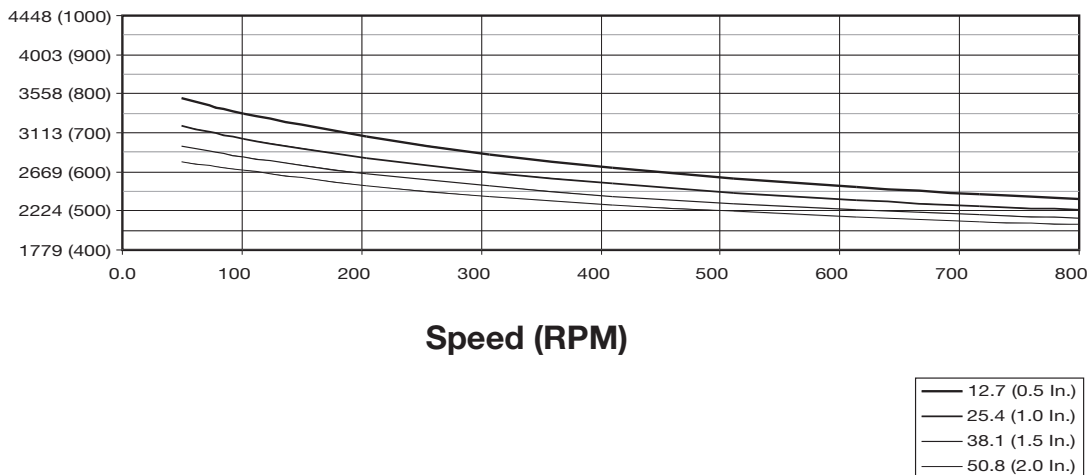
Capacidad de funcionamiento intermitente valida para 6 segundos por cada minuto.

Leistungsdaten sind gemessen mit SAE 10W40 bei einer Viskosität von 43,1 Cst bei 54°C. Geringfügige Abweichungen von den Katalogdaten sind möglich.

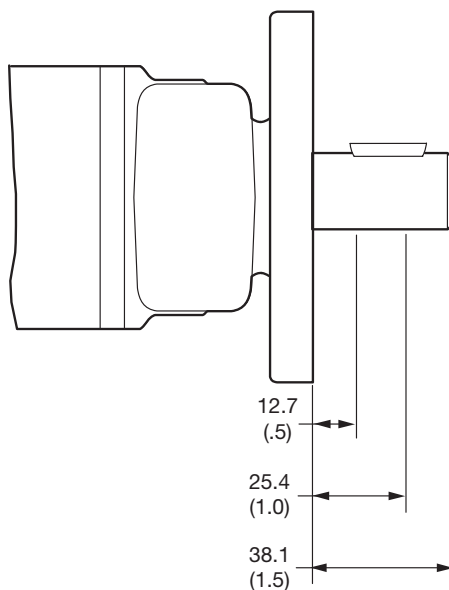
Datos tecnicos obtenidos con aceite 10W40 de 200 SUS de viscosidad a 54°C (130°F). Los datos proporcionados son valores típicos. Los valores exactos reales podrían tener una pequeña variación entre distintos motores.



Shaft Side Load Capacity N (lb)



The allowable side load curve is based on bushing life of 2.5×10^6 revolutions.
Die zulaessige radiale Wellenbelastung bezieht sich auf die Lager-Lebensdauer $2,5 \times 10^6$ Umdrehungen.
L'effort radial admissible sur l'arbre depend a une duree de vie $2,5 \times 10^6$ de rotation.
La curva de carga lateral admisible se basa en vida util de cojinete de 2.5×10 revoluciones.



English equivalents for metric specifications are shown in ().

001 TC.indd, js

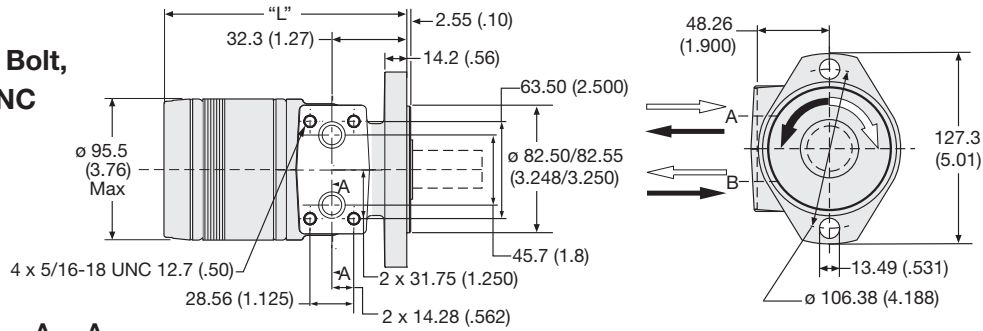


Mounting, Ports/Gehäuse, Anschlüsse
Carter, Orifices / Montaje, Lumbreras

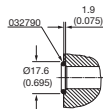
LSHT Torqmotors™ and Nichols™ Motors
TC Series / Serie / Série HY13-1590-010/US,EU

Code: AM

**SAE "A" 2 Bolt,
 5/16-18 UNC
 Manifold**



A - - A

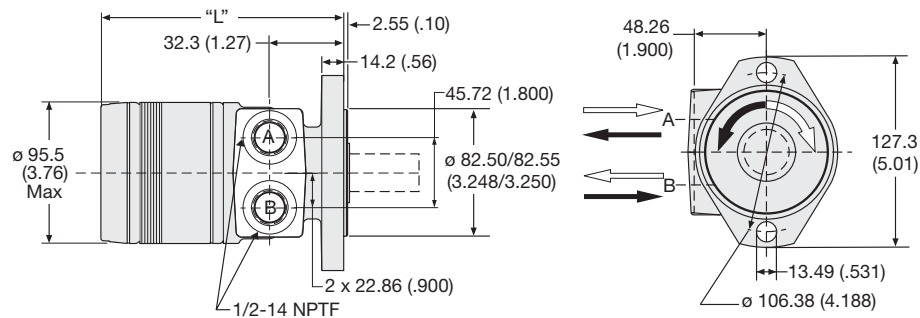


Motor with manifold mount is supplied with 2 O-rings.
 Zum Motor mit Universalanschluß werden 2 O-Ringe geliefert.
 Deux joints toriques sont livrés avec les moteurs a plan de raccordement universel.
 Il blocchetto connessioni è corredato da 2 OR.

Code AM	disp.	0036	0045	0050	0065	0080	0100	0130	0165	0195	0230	0260	0295	0330	0365	0390
Weight/Gewicht	kg	5.38	5.46	5.54	5.67	5.81	5.88	6.19	6.45	6.74	6.93	7.23	7.39	7.71	8.09	8.21
Poids/Peso	(lb)	(11.8)	(12.0)	(12.2)	(12.5)	(12.8)	(13.0)	(13.6)	(14.2)	(14.9)	(15.3)	(15.9)	(16.3)	(17.0)	(17.8)	(18.1)
Length	"L" mm	119.1	120.1	121.6	124.8	127.9	131.1	137.5	143.8	150.2	156.5	162.9	169.2	175.6	184.2	188.3
	"L" (in)	(4.69)	(4.73)	(4.79)	(4.91)	(5.04)	(5.16)	(5.41)	(5.66)	(5.91)	(6.16)	(6.41)	(6.66)	(6.91)	(7.25)	(7.41)

Code: AP

**SAE "A" 2 Bolt,
 1/2-14 NPTF**



Code AP	disp.	0036	0045	0050	0065	0080	0100	0130	0165	0195	0230	0260	0295	0330	0365	0390
Weight/Gewicht	kg	5.38	5.46	5.54	5.67	5.81	5.88	6.19	6.45	6.74	6.93	7.23	7.39	7.71	8.09	8.21
Poids/Peso	(lb)	(11.8)	(12.0)	(12.2)	(12.5)	(12.8)	(13.0)	(13.6)	(14.2)	(14.9)	(15.3)	(15.9)	(16.3)	(17.0)	(17.8)	(18.1)
Length	"L" mm	119.1	120.1	121.6	124.8	127.9	131.1	137.5	143.8	150.2	156.5	162.9	169.2	175.6	184.2	188.3
	"L" (in)	(4.69)	(4.73)	(4.79)	(4.91)	(5.04)	(5.16)	(5.41)	(5.66)	(5.91)	(6.16)	(6.41)	(6.66)	(6.91)	(7.25)	(7.41)

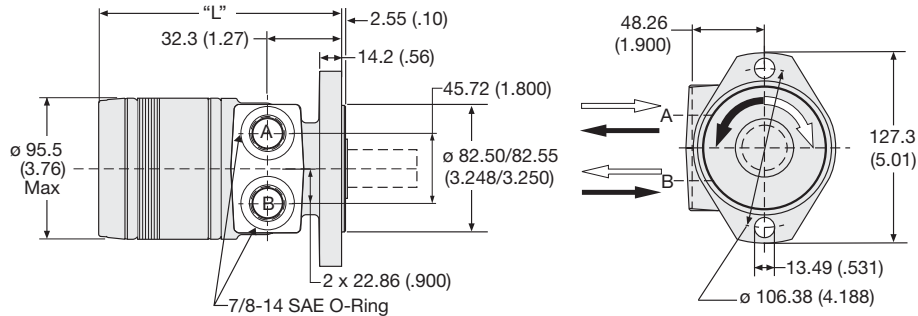
English equivalents for metric specifications are shown in ().

001 TC.indd, js



Code: AS

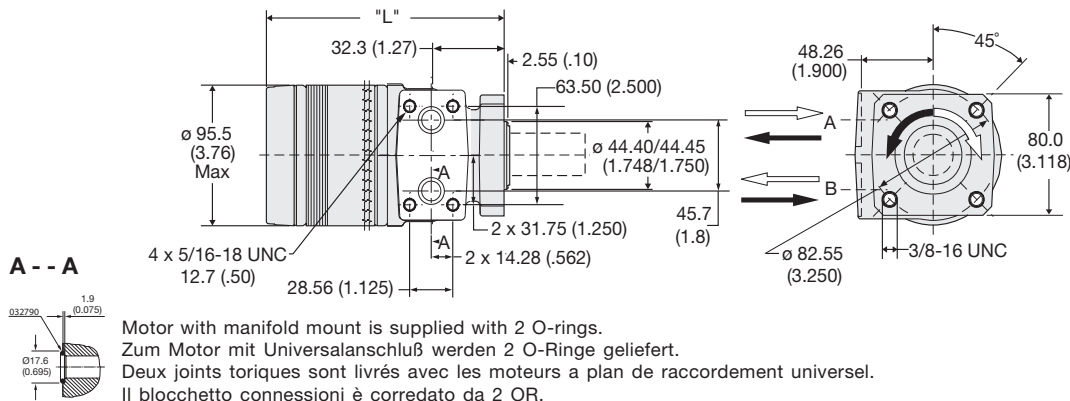
SAE "A" 2 Bolt,
7/8-14 SAE



Code AS	disp.	0036	0045	0050	0065	0080	0100	0130	0165	0195	0230	0260	0295	0330	0365	0390
Weight/Gewicht	kg	5.38	5.46	5.54	5.67	5.81	5.88	6.19	6.45	6.74	6.93	7.23	7.39	7.71	8.09	8.21
Poids/Peso	(lb)	(11.8)	(12.0)	(12.2)	(12.5)	(12.8)	(13.0)	(13.6)	(14.2)	(14.9)	(15.3)	(15.9)	(16.3)	(17.0)	(17.8)	(18.1)
Length	"L" mm	119.1	120.1	121.6	124.8	127.9	131.1	137.5	143.8	150.2	156.5	162.9	169.2	175.6	184.2	188.3
	"L" (in)	(4.69)	(4.73)	(4.79)	(4.91)	(5.04)	(5.16)	(5.41)	(5.66)	(5.91)	(6.16)	(6.41)	(6.66)	(6.91)	(7.25)	(7.41)

Code: FM

4 Bolt w/3/8-16 Thd,
5/16-18 UNC Manifold



Code FM	disp.	0036	0045	0050	0065	0080	0100	0130	0165	0195	0230	0260	0295	0330	0365	0390
Weight/Gewicht	kg	5.91	6.03	6.12	6.26	6.35	6.49	6.76	7.03	7.35	7.58	7.80	8.07	8.35	8.66	8.80
Poids/Peso	(lb)	(13.1)	(13.3)	(13.5)	(13.8)	(14.0)	(14.3)	(14.9)	(15.5)	(16.2)	(16.7)	(17.2)	(17.8)	(18.4)	(19.1)	(19.4)
Length	"L" mm	119.1	120.1	121.6	124.8	127.9	131.1	137.5	143.8	150.2	156.5	162.9	169.2	175.6	184.2	188.3
	"L" (in)	(4.69)	(4.73)	(4.79)	(4.91)	(5.04)	(5.16)	(5.41)	(5.66)	(5.91)	(6.16)	(6.41)	(6.66)	(6.91)	(7.25)	(7.41)

English equivalents for metric specifications are shown in ().

001 TC.indd, js

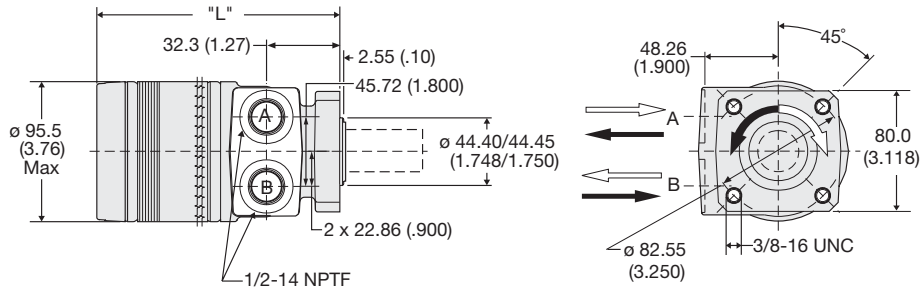


Mounting, Ports/Gehäuse, Anschlüsse
Carter, Orifices / Montaje, Lumbreras

LSHT Torqmotors™ and Nichols™ Motors
TC Series / Serie / Série HY13-1590-010/US,EU

Code: FP

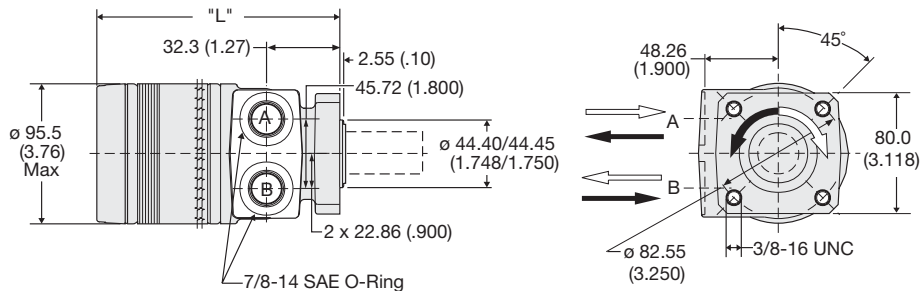
4 Bolt w/3/8-16 Thd,
1/2-14 NPTF



Code FP	disp.	0036	0045	0050	0065	0080	0100	0130	0165	0195	0230	0260	0295	0330	0365	0390
Weight/Gewichtkg	5.91	6.03	6.12	6.26	6.35	6.49	6.76	7.03	7.35	7.58	7.80	8.07	8.35	8.66	8.80	
Poids/Peso	(lb)	(13.1)	(13.3)	(13.5)	(13.8)	(14.0)	(14.3)	(14.9)	(15.5)	(16.2)	(16.7)	(17.2)	(17.8)	(18.4)	(19.1)	(19.4)
Length	"L" mm	119.1	120.1	121.6	124.8	127.9	131.1	137.5	143.8	150.2	156.5	162.9	169.2	175.6	184.2	188.3
	"L" (in)	(4.69)	(4.73)	(4.79)	(4.91)	(5.04)	(5.16)	(5.41)	(5.66)	(5.91)	(6.16)	(6.41)	(6.66)	(6.91)	(7.25)	(7.41)

Code: FS

4 Bolt w/3/8-16 Thd,
7/8-14 SAE



Code FS	disp.	0036	0045	0050	0065	0080	0100	0130	0165	0195	0230	0260	0295	0330	0365	0390
Weight/Gewichtkg	5.91	6.03	6.12	6.26	6.35	6.49	6.76	7.03	7.35	7.58	7.80	8.07	8.35	8.66	8.80	
Poids/Peso	(lb)	(13.1)	(13.3)	(13.5)	(13.8)	(14.0)	(14.3)	(14.9)	(15.5)	(16.2)	(16.7)	(17.2)	(17.8)	(18.4)	(19.1)	(19.4)
Length	"L" mm	119.1	120.1	121.6	124.8	127.9	131.1	137.5	143.8	150.2	156.5	162.9	169.2	175.6	184.2	188.3
	"L" (in)	(4.69)	(4.73)	(4.79)	(4.91)	(5.04)	(5.16)	(5.41)	(5.66)	(5.91)	(6.16)	(6.41)	(6.66)	(6.91)	(7.25)	(7.41)

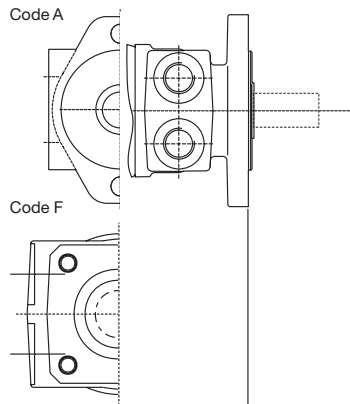
English equivalents for metric specifications are shown in ().

001 TC.indd, js

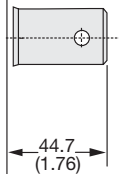


Shafts / Abtriebswellen
Arbre / Ejes

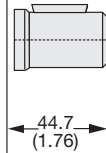
LSHT Torqmotors™ and Nichols™ Motors
TC Series / Serie / Série HY13-1590-010/US,EU



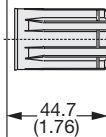
Code: 09
1" Straight with
0.38" Crosshole



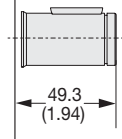
Code: 10
1" Keyed



Code: 11
1" 6B Spline



Code: 13
Long 1" Keyed



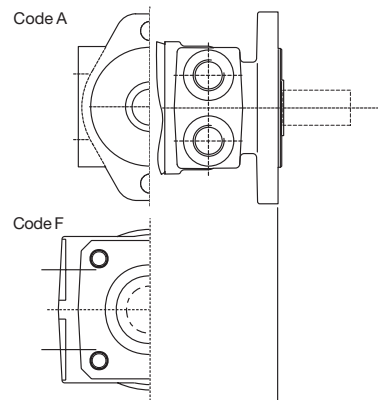
English equivalents for metric specifications are shown in ().

001 TC.indd.js

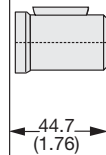


Shafts / Abtriebswellen
Arbre / Ejes

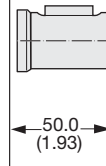
LSHT Torqmotors™ and Nichols™ Motors
TC Series / Serie / Série HY13-1590-010/US,EU



Code: 21
1" Keyed
Corrosion Resistant



Code: 26
25mm Keyed
with 8mm Key



English equivalents for metric specifications are shown in ().

001 TC.indd, js



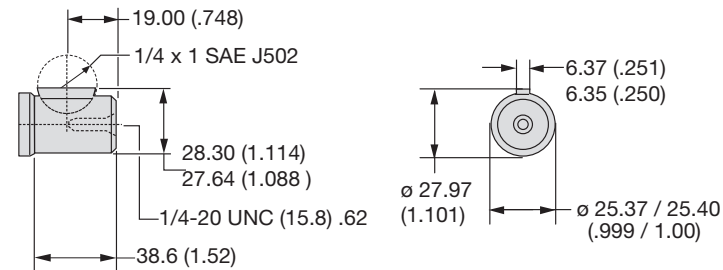
Code: 09

**1" Straight with
0.38" Crosshole**



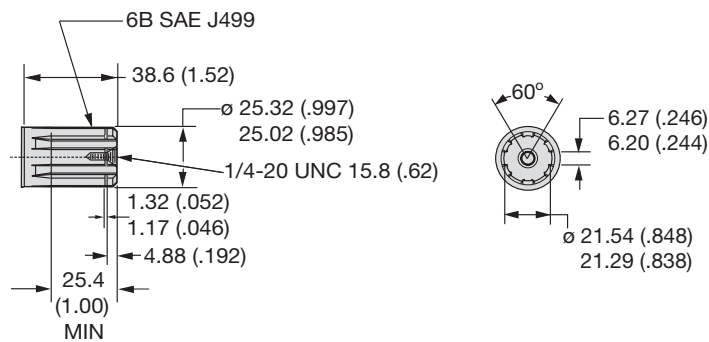
Code: 10

1" Keyed



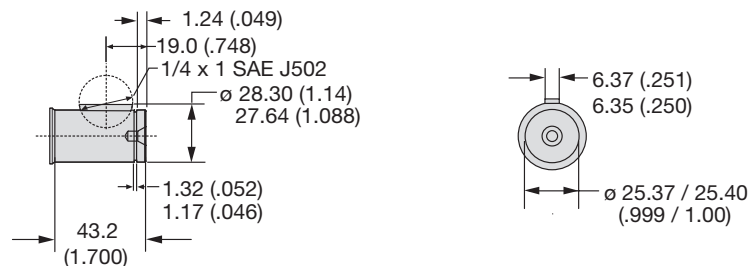
Code: 11

1" 6B Spline



Code: 13

Long 1" Keyed

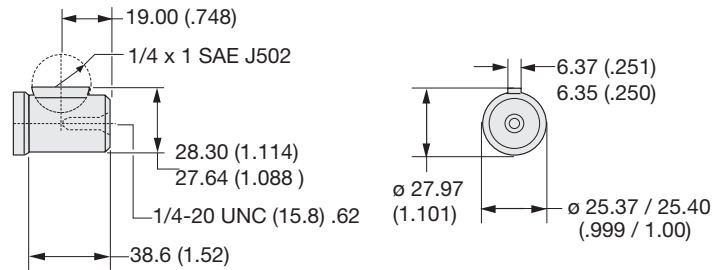


English equivalents for metric specifications are shown in ().

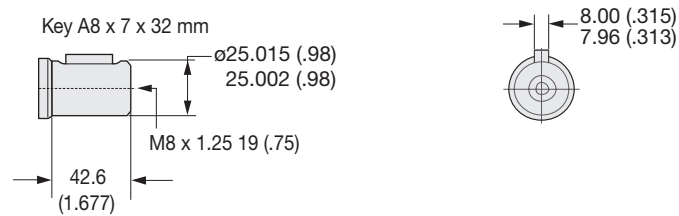
001 TC.indd.js



Code: 21
1" Keyed
Corrosion Resistant



Code: 26
25mm Keyed
with 8mm Key



English equivalents for metric specifications are shown in ().

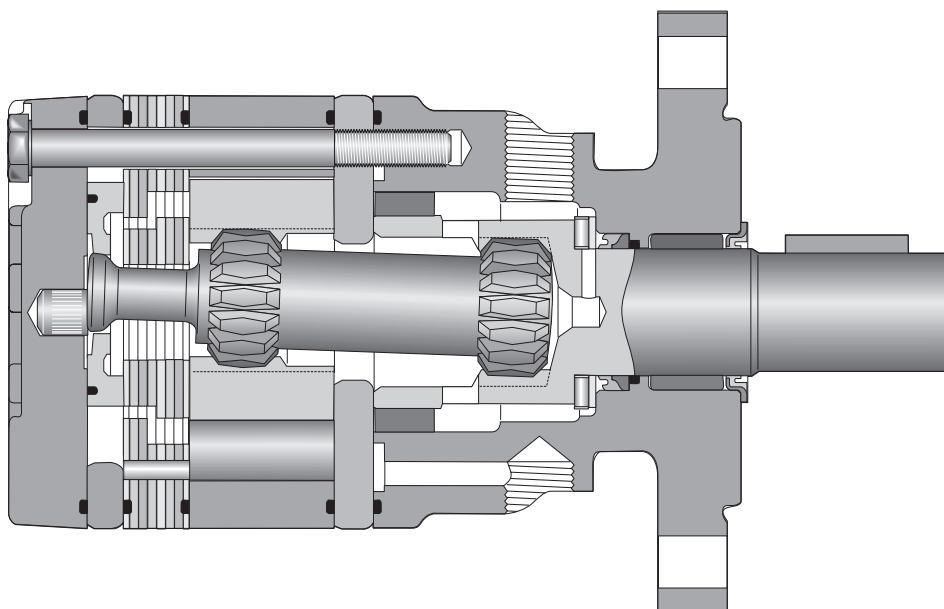
001 TC.indd, js



15 Displacements	(2.2 – 24.0 in ³ /rev)	
15 Schluckvolumen	36 ... 390 cm ³ /rev	
15 Cylindrée		
15 Desplazamientos		
	Cont	Int
Maximum Pressure	(1800 psid)	(2400 psid)
Eingangsdruck	...125 bar	...165 bar
Chaute de pression max.		
Presion Maxima		
Maximum Oil Flow	(15 gpm)	
Schluckstrom	... 57 lpm	
Débit d'huile		
Caudal Maximo de Aceite		
Maximum Speed	(932 rpm)	
Drehzahl	932 rpm	
Vitesse de rotation		
Velocidad Maxima		
	Cont	Int
Maximum Torque	(3897 lb in)	(4783 lb in)
Max Drehmoment	440 Nm	540 Nm
Couple Maxi		
Torque Maximo		
Maximum Side Load at Key	(1100 lb)	
Seitenlast	... 4900 N	
Charges latérales		
Carga Maxima Lateral		

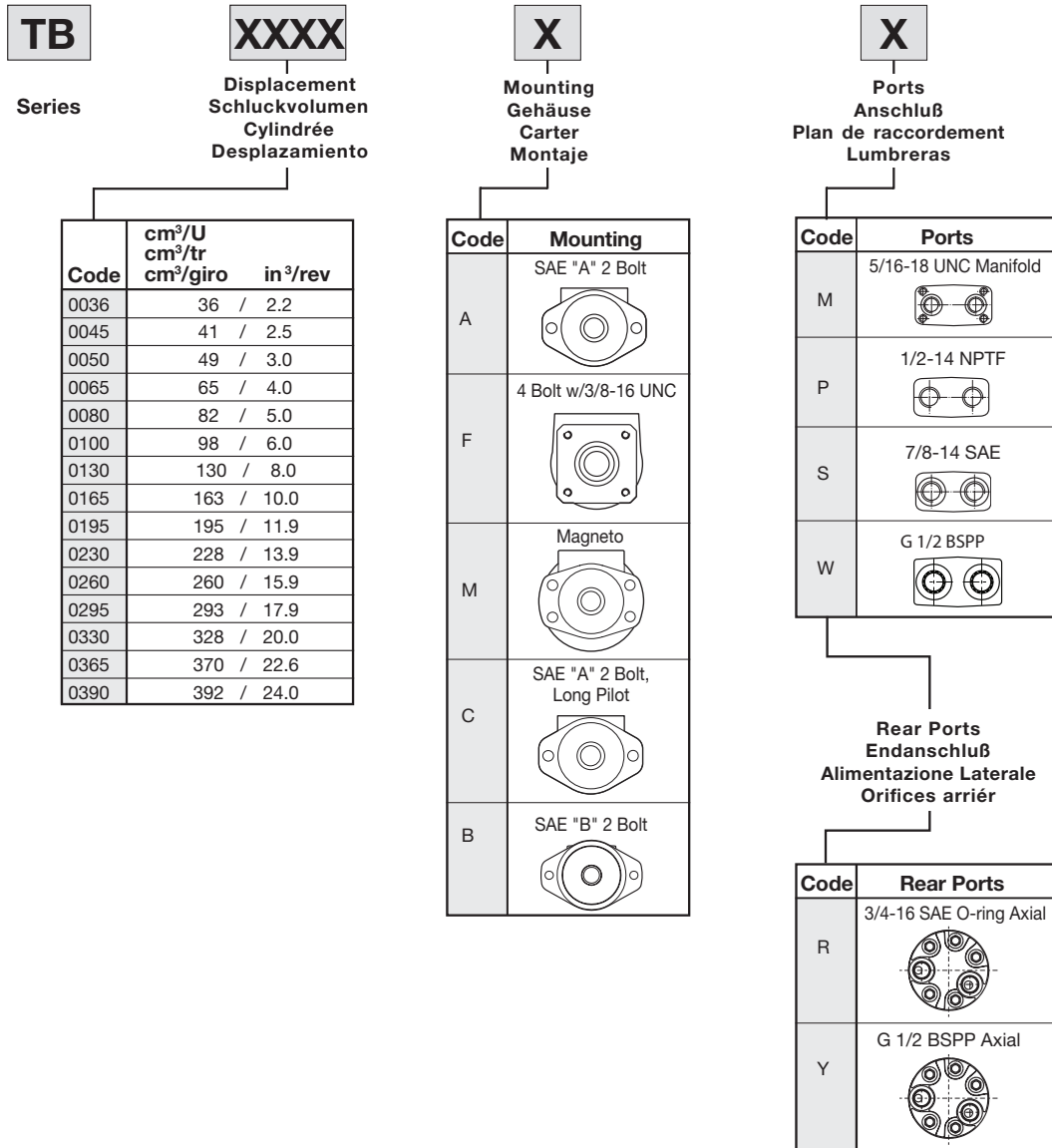
A Light Duty Low Speed, High Torque Motor

This light duty motor incorporates all the features of heavy duty motors. Design features include a high pressure shaft seal so external drains are never required, roller vane technology for automatic wear compensation, and full flow internal cooling and flushing. This is a very economical motor for most light to medium duty applications.



002 TB.indd, js





For other available options, see pages 107-108.

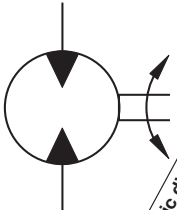
XX		0		XXXX	
Shaft Welle Arbre Eje		Rotation Drehrichtung Direction de rotation Rotacion		Options Opciones	
Code	Shaft	Code	Rotation	Code	Options
09	1" Straight w/0.38" Crosshole 	0	Standard 	AAAA	Black Paint
10	1" Keyed 	1	Reverse Timed Manifold 	AAAB	No Paint
11	1" 6B Spline 			AAAC	Double Paint
13	Long 1" Keyed 			AAAF ⁶	Castle Nut, Black Paint
21	1" Keyed; Corrosion Resistant 			AABP ⁶	Castle Nut, No Paint
25	1" Tapered 			AAAG	Fluorocarbon Seals, Black Paint
26	25mm Keyed w/ 8mm Key 			AAAH	Fluorocarbon Seals, No Paint
28	7/8" 13 Tooth Spline 			AAAJ	High Temperature Commutator Seal, Black Paint
59*	7/8" 13 Tooth Spline SAE 			AAFG	High Temperature Commutator Seal, No Paint
				AABJ ¹	Free Running Rotorset, Black Paint
				AABK ¹	Free Running Rotorset, No Paint
				AAFW	High Temperature Commutator Seals, Fluorocarbon Seals, Black Paint
				AAFA	High Temperature Commutator Seals, Fluorocarbon Seals, No Paint
				AABL ¹	Free Running Rotor Set, No Commutator Seal, Black Paint
				AABM ¹	Free Running Rotor Set, No Commutator Seal, No Paint
				BBDF ⁷	761 PSI/53 Bar Int Bidirectional Relief, Black Paint
				BBDM ⁷	761 PSI/53 Bar Int Bidirectional Relief, No Paint
				BBCV ⁷	921 PSI/64 Bar Int Bidirectional Relief, Black Paint
				BBGA ⁷	1200 PSI/83 Bar Int Bidirectional Relief, Black Paint
				BBCM ⁷	1200 PSI/83 Bar Int Bidirectional Relief, No Paint
				BBCR ⁷	1450 PSI/100 Bar Int Bidirectional Relief, Black Paint
				BBCP ⁷	1450 PSI/100 Bar Int Bidirectional Relief, No Paint
				BBCT ^{1,7}	1560 PSI/108 Bar Int Bidirectional Relief, No Paint
				BBDY ^{2,7}	1740 PSI/120 Bar Int Bidirectional Relief, Black Paint
				BBCK ^{2,7}	1740 PSI/120 Bar Int Bidirectional Relief, No Paint
				BBFZ ^{5,7}	2030 PSI/140 Bar Bidirectional Relief, Black Paint
				BBCN ^{5,7}	2030 PSI/140 Bar Bidirectional Relief, No Paint
				HAAA ⁸	Adjustable External Relief Valve, Black Paint
				HAAB ⁸	Adjustable External Relief Valve, No Paint
				FSAA	Speed Sensor, Black Paint
				FSAB	Speed Sensor, No Paint
				AAJV ⁷	Bidirectional Shuttle, 3:30, Black Paint
				AANC ⁷	Bidirectional Shuttle, 3:30, No Paint
				AAUY	Nickel Plated Except Shaft

* Conforms to SAE B recommended length

¹ Not applicable to 0365 or 0390 displacements
² Not available with 0330, 0365 or 0390 displacements
⁵ Not available with 0230, 0295, 0330, 0365 or 0390 displacements
⁶ Only available with 25 shaft
⁷ Not available with R or Y ports
⁸ Only available with M ports

Performance Data / Leistungsdaten
Puissance / Datos Tecnicos

LSHT Torqmotors™ and Nichols™ Motors
TB Series / Serie / Série HY13-1590-010/US,EU



Motor Series TB	cm ³ /rev in ³ /rev	rev/min	cont / int* l/min g/min	cont / int* bar psid	max bar psig	cont / int* Nm lb-in	max KW HP	cont / int* Nm lb-in
TB 0036	36 2.2	932	34 34 9 9	125 165 1800 2400	190 2750	48 67 427 596	6.6 8.8	44 50 385 440
TB 0045	41 2.5	805	34 34 9 9	125 165 1800 2400	190 2750	64 88 526 731	7.2 9.7	46 52 403 461
TB 0050	49 3.0	678	34 34 9 9	125 165 1800 2400	190 2750	78 107 693 946	7.5 10.1	62 70 542 619
TB 0065	65 4.0	511	34 34 9 9	125 165 1800 2400	190 2750	107 145 946 1284	7.8 10.4	66 99 582 977
TB 0080	82 5.0	409	34 34 9 9	125 165 1800 2400	190 2750	135 184 1193 1624	7.8 10.5	92 139 816 1226
TB 0100	98 6.0	454	45 45 12 12	125 165 1800 2400	190 2750	159 217 1411 1917	10.2 13.8	119 158 1050 1400
TB 0130	130 8.0	430	45 57 12 15	125 165 1800 2400	190 2750	220 297 1951 2632	13.4 18.0	167 229 1482 2024
TB 0165	163 10.0	343	45 57 12 15	125 155 1800 2250	190 2750	273 346 2418 3062	12.4 16.7	199 263 1760 2331
TB 0195	195 11.9	287	45 57 12 15	125 145 1800 2100	190 2750	340 400 3011 3537	12.0 16.1	270 325 2388 2872
TB 0230	228 13.9	246	45 57 12 15	103 138 1500 2000	190 2750	316 427 2797 3782	11.0 14.8	261 353 2354 3121
TB 0260	260 15.9	216	45 57 12 15	100 131 1450 1900	190 2750	350 465 3096 4117	10.5 14.1	291 395 2573 3498
TB 0295	293 17.9	191	45 57 12 15	97 125 1400 1800	190 2750	383 499 3391 4415	10.0 13.4	308 400 2724 3544
TB 0330	328 20.0	171	45 57 12 15	93 114 1350 1650	190 2750	413 509 3657 4505	9.1 12.2	332 406 2942 3590
TB 0365	370 22.6	151	45 57 12 15	86 105 1250 1525	190 2750	440 540 3897 4783	8.7 11.6	372 454 3296 4021
TB 0390	392 24.0	143	45 57 12 15	83 100 1200 1450	190 2750	428 525 3792 4642	7.8 10.5	339 434 3003 3845

Performance data based on testing using 10W40 oil with a viscosity of 43,1 cSt. (200 SUS) at 54° C (130° F). Performance data is typical. Actual data may vary slightly from one production motor to another.

Les données sur les performances sont basées sur des tests utilisant de l'huile 10W40 d'une viscosité de 200 SUS à 54°C (130°F). Ces données correspondent à des situations typiques. Les données réelles peuvent varier légèrement d'un moteur de production à l'autre.

Leistungsdaten sind gemessen mit SAE 10W40 bei einer Viskosität von 43,1 cSt bei 54°C. Geringfügige Abweichungen von den Katalogdaten sind möglich.

Datos técnicos obtenidos con aceite 10W40 de 200 SUS de viscosidad a 54°C (130°F). Los datos proporcionados son valores típicos. Los valores exactos reales podrían tener una pequeña variación entre distintos motores.

* Intermittent operation rating applies to 10% of every minute.
Intermittierende Werte maximal 10% von jeder Betriebsminute.
Fonctionnement interm. 10% max. de chaque minute d'utilisation.
Capacidad de funcionamiento intermitente valida para 10% por cada minuto.

Performance Data / Leistungsdaten
Puissance / Datos Tecnicos

LSHT Torqmotors™ and Nichols™ Motors
TB Series / Serie / Série HY13-1590-010/US,EU

TB 0036

2.2 cu in / rev PRESSURE (PSID)

	500	1000	1500	1800	2000	2400
.5	108	223	343	418	468	570
	45	37	26	19	15	8
1	114	234	357	431	481	581
	97	88	77	70	66	57
2	112	235	361	440	492	598
	202	191	179	172	168	158
3	113	241	370	450	503	610
	307	295	282	274	269	258
4	109	241	373	455	509	620
	411	398	384	376	370	358
5	104	237	371	453	509	621
	515	501	486	477	471	459
7	87	225	360	443	498	613
	724	708	691	681	674	660
9	71	208	344	427	483	598
	932	915	896	884	876	860

Flow (GPM)

TORQUE (LB IN) 427
SPEED (RPM) 884

TB 0050

3.0 cu in / rev PRESSURE (PSID)

	500	1000	1500	1800	2000	2400
.5	144	319				
	26	13				
1	154	338	518	625	697	840
	65	50	35	28	21	9
2	163	360	555	671	746	875
	141	127	110	102	94	80
3	161	358	557	675	753	907
	218	203	186	177	169	153
4	160	361	567	691	774	931
	295	279	261	251	243	227
5	155	358	566	693	777	946
	371	355	337	326	317	301
7	143	346	558	686	772	946
	525	507	487	474	466	448
9	133	336	546	675	761	936
	678	658	638	623	614	595

Flow (GPM)

TORQUE (LB IN) 675
SPEED (RPM) 623

TB 0045

2.5 cu in / rev PRESSURE (PSID)

	500	1000	1500	1800	2000	2400
.5	116	263				
	31	17				
1	124	276	427	518	579	706
	76	61	43	36	29	18
2	134	294	453	547	609	723
	167	149	131	121	113	97
3	132	293	455	553	617	746
	256	239	220	210	200	183
4	132	296	465	567	635	769
	344	326	307	295	285	268
5	128	294	465	569	639	779
	433	414	393	380	370	352
7	117	284	458	564	635	779
	609	589	566	551	540	520
9	107	275	449	555	627	770
	785	764	739	722	710	689

Flow (GPM)

TORQUE (LB IN) 555
SPEED (RPM) 722

Cont. Int.

Intermittent operation rating applies to 10% of every minute.

Fonctionnement interm. 10% max. de chaque minute d'utilisation.

Performance data based on testing using 10W40 oil with a viscosity of 200 SUS at 54° C (130° F). Performance data is typical. Actual data may vary slightly from one production motor to another.

Les données sur les performances sont basées sur des tests utilisant de l'huile 10W40 d'une viscosité de 200 SUS à 54°C (130°F). Ces données correspondent à des situations typiques. Les données réelles peuvent varier légèrement d'un moteur de production à l'autre.

Intermittierende Werte maximal 10% von jeder Betriebsminute.

Capacidad de funcionamiento intermitente valida para 6 segundos por cada minuto.

Leistungsdaten sind gemessen mit SAE 10W40 bei einer Viskosität von 43,1 Cst bei 54°C. Geringfügige Abweichungen von den Katalogdaten sind möglich.

Datos tecnicos obtenidos con aceite 10W40 de 200 SUS de viscosidad a 54°C (130°F). Los datos proporcionados son valores típicos. Los valores exactos reales podrian tener una pequeña variacion entre distintos motores.

002_TB.indd.js



Performance Data / Leistungsdaten
Puissance / Datos Tecnicos

LSHT Torqmotors™ and Nichols™ Motors
TB Series / Serie / Série HY13-1590-010/US,EU

TB 0065

4.0 cu in / rev PRESSURE (PSID)

	500	1000	1500	1800	2000	2400
.5	213 22	459 14	709 6			
1	224 51	479 42	734 34	887 29	989 25	1193 17
2	233 108	500 99	767 90	926 85	1033 81	1228 71
3	231 166	498 156	769 147	932 141	1039 136	1252 126
4	229 224	501 214	778 203	945 197	1056 192	1272 181
5	223 281	497 271	777 260	946 252	1058 247	1284 237
7	206 396	481 385	764 372	936 364	1050 359	1280 347
9	192 511	467 499	749 485	920 476	1035 470	1267 457

Flow (GPM)

TORQUE (LB IN) 920
SPEED (RPM) 476

TB 0100

6.0 cu in / rev PRESSURE (PSID)

	500	1000	1500	1800	2000	2400
.5	310 16	669 13	1035 9	1258 7	1408 5	
1	330 35	697 32	1073 27	1298 25	1448 23	1737 18
2	346 73	732 69	1121 64	1353 61	1509 59	1800 53
3	345 111	735 107	1134 102	1371 98	1530 95	1844 89
4	347 149	747 144	1158 139	1403 135	1569 132	1885 126
5	343 187	750 182	1164 176	1411 172	1578 169	1909 162
7	327 264	738 257	1159 250	1411 246	1580 242	1917 235
9	301 340	715 333	1139 325	1395 319	1566 316	1909 307
12	257 454	669 446	1091 437	1347 430	1518 426	1863 417

Flow (GPM)

TORQUE (LB IN) 1347
SPEED (RPM) 430

TB 0080

5.0 cu in / rev PRESSURE (PSID)

	500	1000	1500	1800	2000	2400
.5	256 17	562 10	877 4			
1	269 40	585 33	905 26	1097 21	1226 18	1487 10
2	285 86	616 78	950 70	1150 66	1283 62	1527 53
3	285 132	619 124	959 116	1163 110	1298 106	1566 97
4	286 178	628 170	976 161	1187 155	1327 151	1600 141
5	282 225	627 216	979 206	1193 200	1335 196	1621 185
7	267 317	615 307	972 296	1189 290	1333 285	1624 274
9	252 409	600 398	956 387	1173 379	1318 374	1609 362

Flow (GPM)

TORQUE (LB IN) 1173
SPEED (RPM) 379

Cont. Int.

Intermittent operation rating applies to 10% of every minute.

Fonctionnement interm. 10% max. de chaque minute d'utilisation.

Performance data based on testing using 10W40 oil with a viscosity of 200 SUS at 54° C (130° F). Performance data is typical. Actual data may vary slightly from one production motor to another.

Les données sur les performances sont basées sur des tests utilisant de l'huile 10W40 d'une viscosité de 200 SUS à 54°C (130°F). Ces données correspondent à des situations typiques. Les données réelles peuvent varier légèrement d'un moteur de production à l'autre.

Intermittierende Werte maximal 10% von jeder Betriebsminute.

Capacidad de funcionamiento intermitente valida para 6 segundos por cada minuto.

Leistungsdaten sind gemessen mit SAE 10W40 bei einer Viskosität von 43,1 Cst bei 54°C. Geringfügige Abweichungen von den Katalogdaten sind möglich.

Datos tecnicos obtenidos con aceite 10W40 de 200 SUS de viscosidad a 54°C (130°F). Los datos proporcionados son valores típicos. Los valores exactos reales podrian tener una pequeña variacion entre distintos motores.

002 TB.indd.js



Performance Data / Leistungsdaten
Puissance / Datos Tecnicos

LSHT Torqmotors™ and Nichols™ Motors
TB Series / Serie / Série HY13-1590-010/US,EU

TB 0130

8.0 cu in / rev PRESSURE (PSID)

	500	1000	1500	1800	2000	2400
.5	446 12	955 10	1479 7	1797 5	2011 3	
1	465 27	989 24	1515 21	1831 19	2043 17	2469 13
2	481 55	1023 52	1571 49	1901 46	2120 44	2520 40
3	482 84	1029 81	1581 77	1912 74	2133 72	2570 67
4	483 113	1042 109	1605 105	1940 102	2164 100	2608 95
5	478 142	1041 138	1610 133	1951 130	2179 128	2628 122
7	450 199	1019 195	1597 190	1943 186	2174 184	2632 177
9	414 257	984 252	1563 246	1911 242	2145 239	2612 233
12	335 343	907 338	1489 331	1842 327	2076 323	2550 316
15	253 430	818 424	1393 416	1740 411	1974 407	2443 399

Flow (GPM)

TORQUE (LB IN) 2612
SPEED (RPM) 233

TB 0165

10.0 cu in / rev PRESSURE (PSID)

	500	1000	1500	1800	2250
.5	529 9	1137 7	1769 4	2149 3	
1	556 21	1181 18	1819 15	2201 13	2776 9
2	580 44	1238 40	1909 37	2314 34	2876 29
3	584 67	1248 63	1926 59	2332 56	2934 51
4	592 90	1276 86	1968 82	2382 78	3000 73
5	588 113	1283 109	1988 104	2412 101	3046 95
7	560 159	1268 154	1987 149	2418 145	3062 139
9	517 205	1230 200	1957 194	2393 190	3047 183
12	425 274	1141 268	1874 262	2317 257	2980 250
15	321 343	1033 337	1759 330	2197 325	2859 317

Flow (GPM)

TORQUE (LB IN) 3047
SPEED (RPM) 183

TB 0195

11.9 cu in / rev PRESSURE (PSID)

	500	1000	1500	1800	2100
.5	688 9	1490 8	2329 7	2841 6	3353 5
1	718 18	1537 17	2380 16	2890 15	3373 14
2	746 38	1580 36	2443 35	2962 33	3442 32
3	745 57	1592 55	2452 53	2973 52	3494 50
4	746 76	1607 74	2482 72	3008 71	3528 69
5	737 95	1601 93	2480 91	3011 89	3537 87
7	697 134	1572 131	2455 129	2986 127	3514 125
9	641 172	1510 169	2398 167	2934 164	3472 162
12	530 230	1391 227	2283 223	2821 221	3360 217
15	399 287	1252 284	2130 280	2662 277	3200 273

Flow (GPM)

TORQUE (LB IN) 3472
SPEED (RPM) 162

Intermittent operation rating applies to 10% of every minute.

Fonctionnement interm. 10% max. de chaque minute d'utilisation.

Performance data based on testing using 10W40 oil with a viscosity of 200 SUS at 54°C (130°F). Performance data is typical. Actual data may vary slightly from one production motor to another.

Les données sur les performances sont basées sur des tests utilisant de l'huile 10W40 d'une viscosité de 200 SUS à 54°C (130°F). Ces données correspondent à des situations typiques. Les données réelles peuvent varier légèrement d'un moteur de production à l'autre.

Intermittierende Werte maximal 10% von jeder Betriebsminute.

Capacidad de funcionamiento intermitente valida para 6 segundos por cada minuto.

Leistungsdaten sind gemessen mit SAE 10W40 bei einer Viskosität von 43,1 Cst bei 54°C. Geringfügige Abweichungen von den Katalogdaten sind möglich.

Datos tecnicos obtenidos con aceite 10W40 de 200 SUS de viscosidad a 54°C (130°F). Los datos proporcionados son valores típicos. Los valores exactos reales podrian tener una pequeña variacion entre distintos motores.

Cont. Int.

002 TB.indd, js



TB 0230

13.9 cu in / rev PRESSURE (PSID)

	500	1000	1500	2000
.5	796 8	1704 7	2640 6	3597 5
1	818 16	1733 15	2681 14	3623 13
2	840 32	1775 31	2732 30	3700 28
3	845 49	1789 47	2750 46	3725 43
4	848 65	1815 64	2789 62	3762 59
5	840 82	1813 80	2797 78	3782 74
7	799 114	1790 112	2785 110	3776 106
9	741 147	1738 145	2738 142	3741 138
12	613 197	1615 194	2626 190	3645 185
15	473 246	1531 243	2457 239	3467 233

TORQUE (LB IN) 3776
SPEED (RPM) 106

Flow (GPM)

TB 0260

15.9 cu in / rev PRESSURE (PSID)

	500	1000	1450	1900
.5	906 7	1947 6	2910 5	3896 4
1	932 14	1984 13	2964 12	3919 11
2	958 28	2032 27	3025 26	4000 24
3	961 43	2047 41	3045 40	4052 38
4	963 57	2074 56	3086 54	4098 52
5	954 71	2074 70	3096 68	4117 65
7	909 100	2049 99	3084 96	4112 93
9	844 129	1991 127	3032 125	4070 121
12	696 172	1851 170	2903 167	3953 162
15	540 216	1683 213	2711 209	3753 204

TORQUE (LB IN) 4112
SPEED (RPM) 93

Flow (GPM)

TB 0295

17.9 cu in / rev PRESSURE (PSID)

	500	1000	1400	1800
.5	1039 6	2229 5	3208 4	4200 3
1	1069 12	2281 11	3265 10	4248 9
2	1098 25	2332 24	3337 22	4290 20
3	1100 38	2344 36	3353 35	4356 32
4	1098 50	2366 49	3386 47	4398 44
5	1086 63	2361 61	3391 60	4415 57
7	1034 89	2325 87	3361 85	4394 81
9	955 114	2250 112	3295 109	4337 106
12	792 153	2085 150	3141 147	4194 142
15	606 191	1879 188	2908 185	3955 180

TORQUE (LB IN) 4337
SPEED (RPM) 106

Flow (GPM)

Intermittent operation rating applies to 10% of every minute.

Fonctionnement interm. 10% max. de chaque minute d'utilisation.

Performance data based on testing using 10W40 oil with a viscosity of 200 SUS at 54° C (130° F). Performance data is typical. Actual data may vary slightly from one production motor to another.

Les données sur les performances sont basées sur des tests utilisant de l'huile 10W40 d'une viscosité de 200 SUS à 54°C (130°F). Ces données correspondent à des situations typiques. Les données réelles peuvent varier légèrement d'un moteur de production à l'autre.

Intermittierende Werte maximal 10% von jeder Betriebsminute.

Capacidad de funcionamiento intermitente valida para 6 segundos por cada minuto.

Leistungsdaten sind gemessen mit SAE 10W40 bei einer Viskosität von 43,1 Cst bei 54°C. Geringfügige Abweichungen von den Katalogdaten sind möglich.

Datos tecnicos obtenidos con aceite 10W40 de 200 SUS de viscosidad a 54°C (130°F). Los datos proporcionados son valores típicos. Los valores exactos reales podrian tener una pequeña variacion entre distintos motores.



Performance Data / Leistungsdaten
Puissance / Datos Tecnicos

LSHT Torqmotors™ and Nichols™ Motors
TB Series / Serie / Série HY13-1590-010/US,EU

TB 0330

20.0 cu in / rev PRESSURE (PSID)

	500	1000	1350	1650
.5	1192 5	2498 4	3425 4	4227 3
1	1224 11	2555 10	3495 9	4250 8
2	1255 22	2620 21	3581 20	4350 18
3	1259 34	2633 32	3597 31	4424 29
4	1258 45	2666 43	3645 42	4480 40
5	1243 56	2665 55	3657 53	4505 51
7	1186 79	2627 77	3634 75	4492 73
9	1092 102	2544 100	3563 97	4431 94
12	905 137	2363 134	3391 131	4269 127
15	692 171	2129 168	3136 165	4001 161

Flow (GPM)

TORQUE (LB IN) 4431
SPEED (RPM) 94

TB 0390

24.0 cu in / rev PRESSURE (PSID)

	500	1000	1200	1450
.5	1309 4	2885 3	3534 2	4359 2
1	1368 9	2948 8	3589 7	4394 6
2	1417 18	3028 17	3683 16	4460 15
3	1427 28	3058 26	3714 26	4540 24
4	1443 37	3102 36	3764 35	4595 34
5	1439 47	3120 45	3790 45	4630 43
7	1392 66	3110 65	3792 64	4642 62
9	1297 85	3040 84	3732 83	4597 81
12	1087 114	2835 112	3541 111	4418 110
15	831 143	2571 141	3272 140	4145 138

Flow (GPM)

TORQUE (LB IN) 4597
SPEED (RPM) 81

TB 0365

22.6 cu in / rev PRESSURE (PSID)

	500	1000	1250	1525
.5	1393 5	2942 4	3734 4	4617 3
1	1444 10	3005 9	3796 9	4672 8
2	1494 20	3090 19	3890 18	4710 17
3	1485 30	3082 29	3883 28	4765 27
4	1477 40	3089 39	3897 38	4783 36
5	1452 50	3075 49	3887 48	4775 46
7	1371 70	3009 69	3826 67	4719 65
9	1260 90	2899 89	3721 87	4621 85
12	1002 121	2658 119	3488 117	4393 115
15	700 151	2355 149	3190 147	4095 144

Flow (GPM)

TORQUE (LB IN) 4621
SPEED (RPM) 85

Intermittent operation rating applies to 10% of every minute.

Fonctionnement interm. 10% max. de chaque minute d'utilisation.

Performance data based on testing using 10W40 oil with a viscosity of 200 SUS at 54° C (130° F). Performance data is typical. Actual data may vary slightly from one production motor to another.

Les données sur les performances sont basées sur des tests utilisant de l'huile 10W40 d'une viscosité de 200 SUS à 54°C (130°F). Ces données correspondent à des situations typiques. Les données réelles peuvent varier légèrement d'un moteur de production à l'autre.

Intermittierende Werte maximal 10% von jeder Betriebsminute.

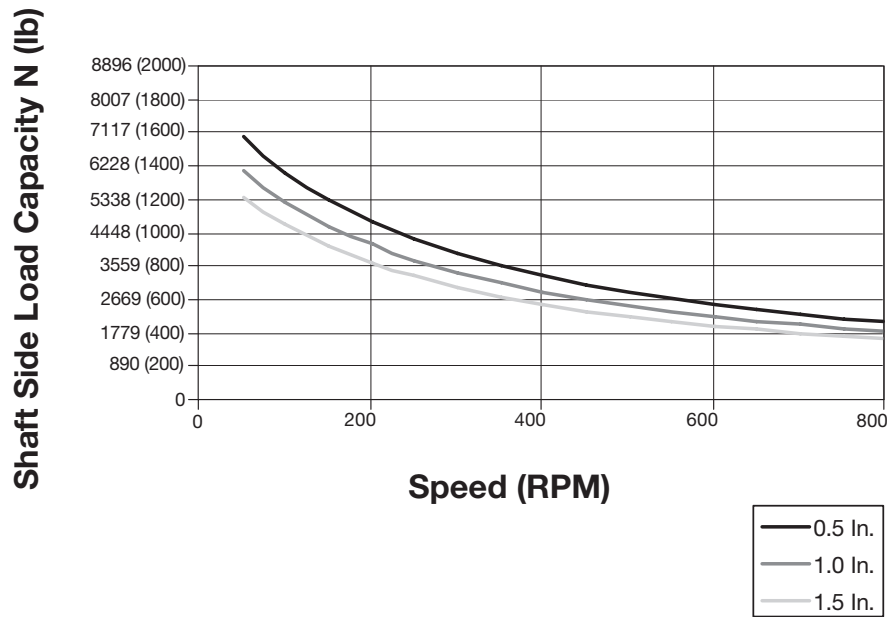
Capacidad de funcionamiento intermitente valida para 6 segundos por cada minuto.

Leistungsdaten sind gemessen mit SAE 10W40 bei einer Viskosität von 43,1 Cst bei 54°C. Geringfügige Abweichungen von den Katalogdaten sind möglich.

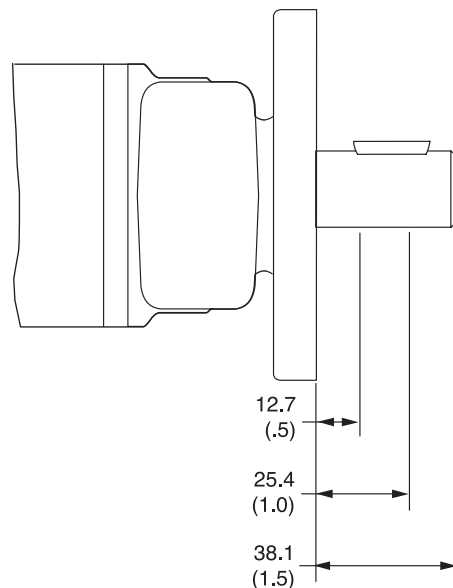
Datos tecnicos obtenidos con aceite 10W40 de 200 SUS de viscosidad a 54°C (130°F). Los datos proporcionados son valores típicos. Los valores exactos reales podrian tener una pequeña variacion entre distintos motores.

002_TB.indd.js





The allowable side load curve is based on bushing life of 2.5×10^6 revolutions.
 Die zulaessige radiale Wellenbelastung bezieht sich auf die Lager-Lebensdauer $2,5 \times 10^6$ Umdrehungen.
 L'effort radial admissible sur l'arbre depend a une duree de vie $2,5 \times 10^6$ de rotation.
 La curva de carga lateral admisible se basa en vida util de cojinete de 2.5×10^6 revoluciones.



English equivalents for metric specifications are shown in ().

002 TB.indd, js

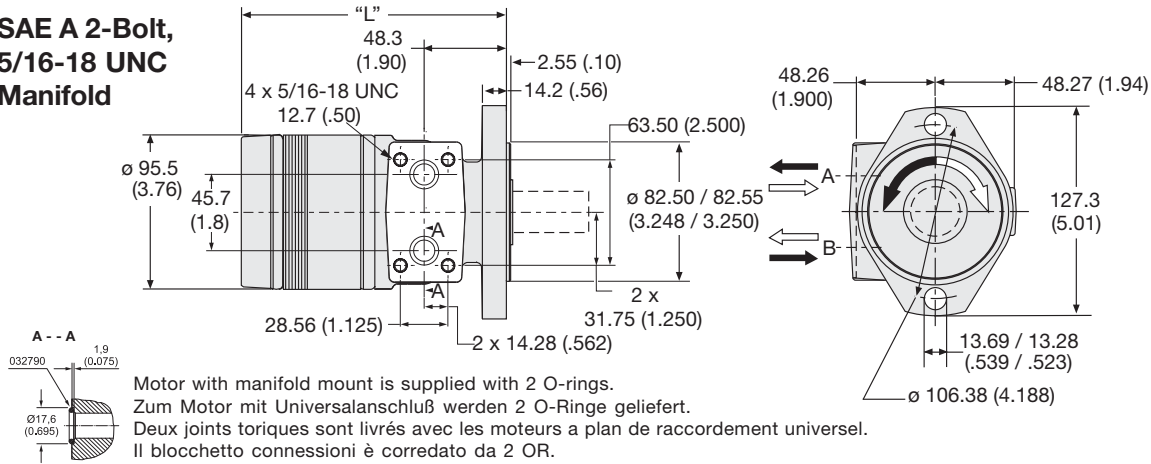


Mounting, Ports/Gehäuse, Anschlüsse
Carter, Orifices / Montaje, Lumbreras

LSHT Torqmotors™ and Nichols™ Motors
TB Series / Serie / Série HY13-1590-010/US,EU

Code: AM

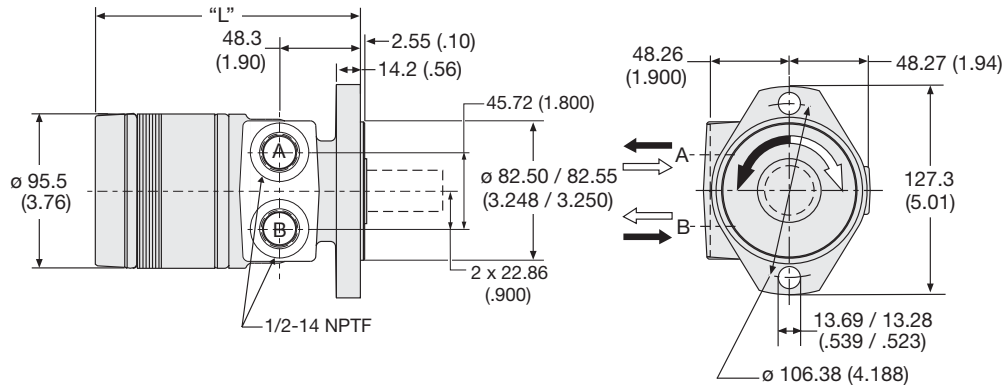
**SAE A 2-Bolt,
5/16-18 UNC
Manifold**



Code AM disp.	0036	0045	0050	0065	0080	0100	0130	0165	0195	0230	0260	0295	0330	0365	0390
Weight/Gewicht kg	5.87	6.03	6.12	6.26	6.35	6.49	6.76	7.03	7.35	7.58	7.80	8.07	8.35	8.66	8.80
Poids/Peso (lb)	(12.9)	(13.3)	(13.5)	(13.8)	(14.0)	(14.3)	(14.9)	(15.5)	(16.2)	(16.7)	(17.2)	(17.8)	(18.4)	(19.1)	(19.4)
Length "L" mm	132.6	136.1	137.7	140.7	144.0	147.1	153.4	159.8	166.1	172.5	178.8	185.1	191.5	200.2	202.2
"L" (in)	(5.22)	(5.36)	(5.42)	(5.54)	(5.67)	(5.79)	(6.04)	(6.29)	(6.54)	(6.79)	(7.04)	(7.29)	(7.54)	(7.88)	(8.04)

Code: AP

**SAE A 2-Bolt,
1/2-14 NPTF**



Code AP disp.	0036	0045	0050	0065	0080	0100	0130	0165	0195	0230	0260	0295	0330	0365	0390
Weight/Gewicht kg	5.87	6.03	6.12	6.26	6.35	6.49	6.76	7.03	7.35	7.58	7.80	8.07	8.35	8.66	8.80
Poids/Peso (lb)	(12.9)	(13.3)	(13.5)	(13.8)	(14.0)	(14.3)	(14.9)	(15.5)	(16.2)	(16.7)	(17.2)	(17.8)	(18.4)	(19.1)	(19.4)
Length "L" mm	132.6	136.1	137.7	140.7	144.0	147.1	153.4	159.8	166.1	172.5	178.8	185.1	191.5	200.2	202.2
"L" (in)	(5.22)	(5.36)	(5.42)	(5.54)	(5.67)	(5.79)	(6.04)	(6.29)	(6.54)	(6.79)	(7.04)	(7.29)	(7.54)	(7.88)	(8.04)

English equivalents for metric specifications are shown in ().

002 TB.indd, js

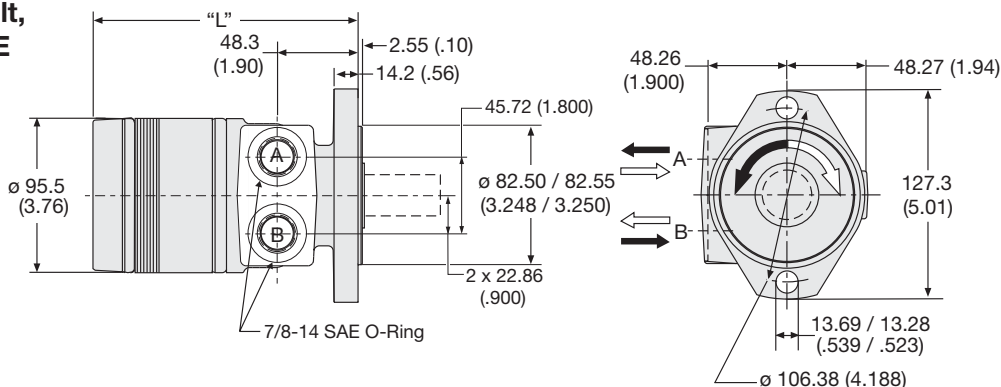


Mounting, Ports/Gehäuse, Anschlüsse
Carter, Orifices / Montaje, Lumbreras

LSHT Torqmotors™ and Nichols™ Motors
TB Series / Serie / Série HY13-1590-010/US,EU

Code: AS

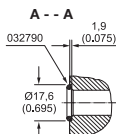
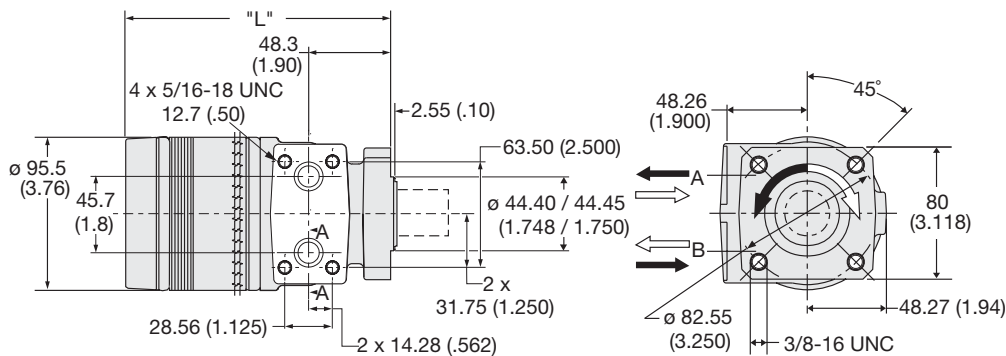
**SAE A 2-Bolt,
 7/8"-14 SAE
 O-Ring**



Code AS disp.	0036	0045	0050	0065	0080	0100	0130	0165	0195	0230	0260	0295	0330	0365	0390
Weight/Gewicht kg	5.87	6.03	6.12	6.26	6.35	6.49	6.76	7.03	7.35	7.58	7.80	8.07	8.35	8.66	8.80
Poids/Peso (lb)	(12.9)	(13.3)	(13.5)	(13.8)	(14.0)	(14.3)	(14.9)	(15.5)	(16.2)	(16.7)	(17.2)	(17.8)	(18.4)	(19.1)	(19.4)
Length"L" mm	132.6	136.1	137.7	140.7	144.0	147.1	153.4	159.8	166.1	172.5	178.8	185.1	191.5	200.2	202.2
"L" (in)	(5.22)	(5.36)	(5.42)	(5.54)	(5.67)	(5.79)	(6.04)	(6.29)	(6.54)	(6.79)	(7.04)	(7.29)	(7.54)	(7.88)	(8.04)

Code: FM

**4-Bolt,
 5/16-18 UNC
 Manifold**



Motor with manifold mount is supplied with 2 O-rings.
 Zum Motor mit Universalanschluß werden 2 O-Ringe geliefert.
 Deux joints toriques sont livrés avec les moteurs à plan de raccordement universel.
 Il blocchetto connessionni è corredato da 2 OR.

Code FM disp.	0036	0045	0050	0065	0080	0100	0130	0165	0195	0230	0260	0295	0330	0365	0390
Weight/Gewicht kg	5.58	5.62	5.67	5.80	5.94	6.08	6.31	6.62	7.03	7.17	7.39	7.62	7.94	8.26	8.39
Poids/Peso (lb)	(12.3)	(12.4)	(12.5)	(12.8)	(13.1)	(13.4)	(13.9)	(14.6)	(15.5)	(15.8)	(16.3)	(16.8)	(17.5)	(18.2)	(18.5)
Length"L" mm	132.6	136.1	137.7	140.7	144.0	147.1	153.4	159.8	166.1	172.5	178.8	185.1	191.5	200.2	202.2
"L" (in)	(5.22)	(5.36)	(5.42)	(5.54)	(5.67)	(5.79)	(6.04)	(6.29)	(6.54)	(6.79)	(7.04)	(7.29)	(7.54)	(7.88)	(8.04)

English equivalents for metric specifications are shown in ().

002 TB.indd, js

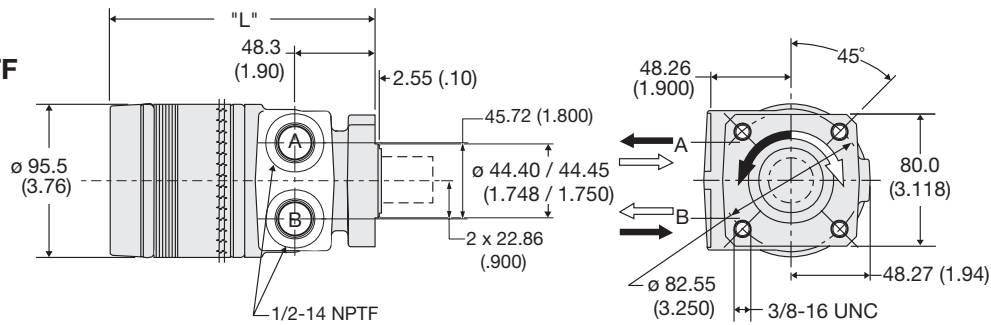


Mounting, Ports/Gehäuse, Anschlüsse
Carter, Orifices / Montaje, Lumbreras

LSHT Torqmotors™ and Nichols™ Motors
TB Series / Serie / Série HY13-1590-010/US,EU

Code: FP

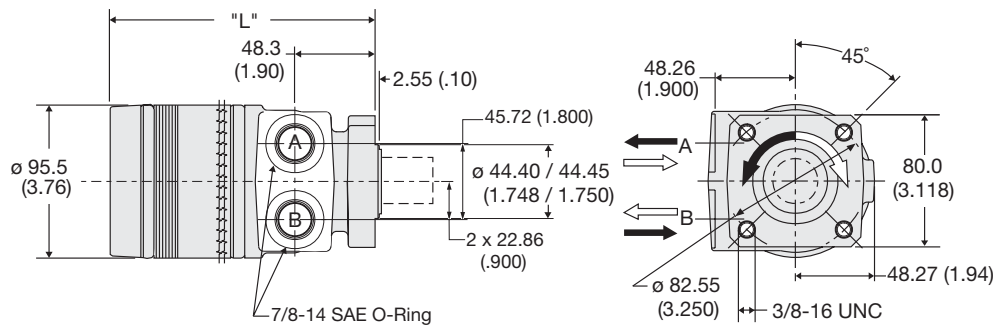
**4 Bolt,
1/2-14 NPTF**



Code FP disp.	0036	0045	0050	0065	0080	0100	0130	0165	0195	0230	0260	0295	0330	0365	0390
Weight/Gewicht kg	5.58	5.62	5.67	5.80	5.94	6.08	6.31	6.62	7.03	7.17	7.39	7.62	7.94	8.26	8.39
Poids/Peso (lb)	(12.3)	(12.4)	(12.5)	(12.8)	(13.1)	(13.4)	(13.9)	(14.6)	(15.5)	(15.8)	(16.3)	(16.8)	(17.5)	(18.2)	(18.5)
Length"L" mm	132.6	136.1	137.7	140.7	144.0	147.1	153.4	159.8	166.1	172.5	178.8	185.1	191.5	200.2	202.2
"L" (in)	(5.22)	(5.36)	(5.42)	(5.54)	(5.67)	(5.79)	(6.04)	(6.29)	(6.54)	(6.79)	(7.04)	(7.29)	(7.54)	(7.88)	(8.04)

Code: FS

**4 Bolt,
7/8"-14 SAE
O-Ring**



Code FS disp.	0036	0045	0050	0065	0080	0100	0130	0165	0195	0230	0260	0295	0330	0365	0390
Weight/Gewicht kg	5.58	5.62	5.67	5.80	5.94	6.08	6.31	6.62	7.03	7.17	7.39	7.62	7.94	8.26	8.39
Poids/Peso (lb)	(12.3)	(12.4)	(12.5)	(12.8)	(13.1)	(13.4)	(13.9)	(14.6)	(15.5)	(15.8)	(16.3)	(16.8)	(17.5)	(18.2)	(18.5)
Length"L" mm	132.6	136.1	137.7	140.7	144.0	147.1	153.4	159.8	166.1	172.5	178.8	185.1	191.5	200.2	202.2
"L" (in)	(5.22)	(5.36)	(5.42)	(5.54)	(5.67)	(5.79)	(6.04)	(6.29)	(6.54)	(6.79)	(7.04)	(7.29)	(7.54)	(7.88)	(8.04)

English equivalents for metric specifications are shown in ().

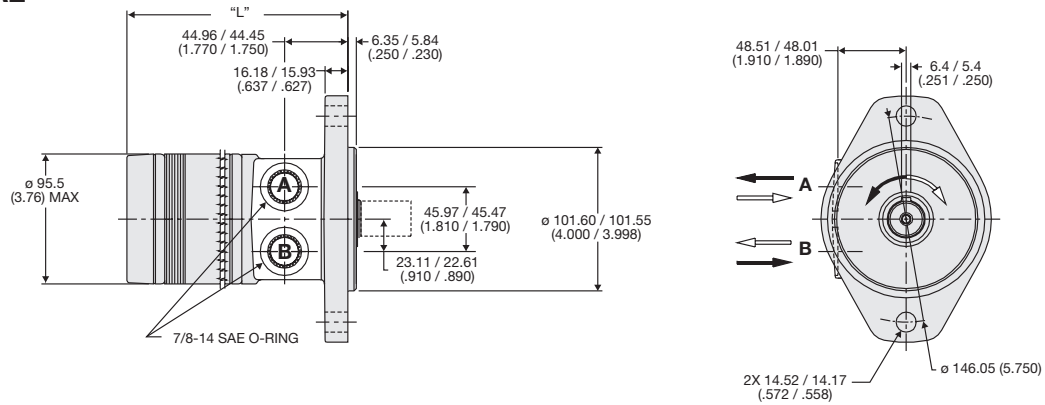
002 TB.indd, js



Mounting, Ports/Gehäuse, Anschlüsse
Carter, Orifices / Montaje, Lumbreras

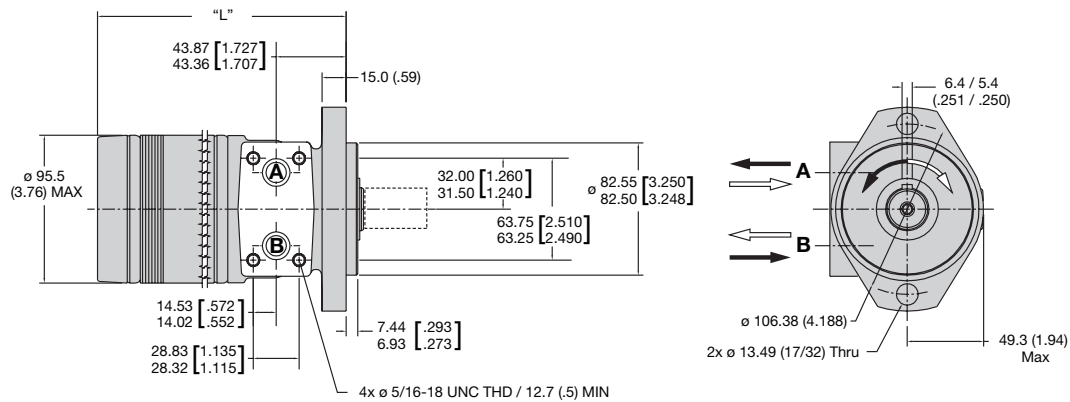
LSHT Torqmotors™ and Nichols™ Motors
TB Series / Serie / Série HY13-1590-010/US,EU

Code: BS
SAE B 2-Bolt
7/8-14 SAE



Code BS disp.	0036	0045	0050	0065	0080	0100	0130	0165	0195	0230	0260	0295	0330	0365	0390
Weight/Gewicht kg	7.27	7.34	7.48	7.62	7.71	7.84	8.11	8.39	8.70	8.93	9.16	9.43	9.70	9.97	10.1
Poids/Peso (lb)	(15.9)	(16.3)	(16.5)	(16.8)	(17.0)	(17.3)	(17.9)	(18.5)	(19.2)	(19.7)	(20.2)	(20.8)	(21.4)	(22.0)	(22.4)
Length "L" mm	131.5	132.5	134.1	137.1	140.4	143.5	149.8	156.2	162.5	168.9	175.2	181.6	187.9	196.5	200.9
"L" (in)	(5.18)	(5.22)	(5.28)	(5.40)	(5.53)	(5.65)	(5.90)	(6.15)	(6.40)	(6.65)	(6.90)	(7.15)	(7.40)	(7.74)	(7.91)

Code: CM
SAE A 2 Bolt, Long Pilot
5/16-18 UNC Manifold



Code CM disp.	0036	0045	0050	0065	0080	0100	0130	0165	0195	0230	0260	0295	0330	0365	0390
Weight/Gewicht kg	6.17	6.35	6.44	6.58	6.67	6.80	7.07	7.35	7.66	7.84	8.11	8.39	8.66	8.94	9.11
Poids/Peso (lb)	(13.6)	(14.0)	(14.2)	(14.5)	(14.7)	(15.0)	(15.6)	(16.2)	(16.9)	(17.4)	(17.9)	(18.5)	(19.1)	(19.7)	(20.1)
Length "L" mm	130.4	131.5	132.9	136.1	139.3	142.5	148.8	155.2	161.5	167.9	174.2	180.6	186.9	195.6	199.7
"L" (in)	(5.13)	(5.18)	(5.23)	(5.36)	(5.48)	(5.61)	(5.86)	(6.11)	(6.36)	(6.61)	(6.86)	(7.11)	(7.36)	(7.70)	(7.86)

English equivalents for metric specifications are shown in ().

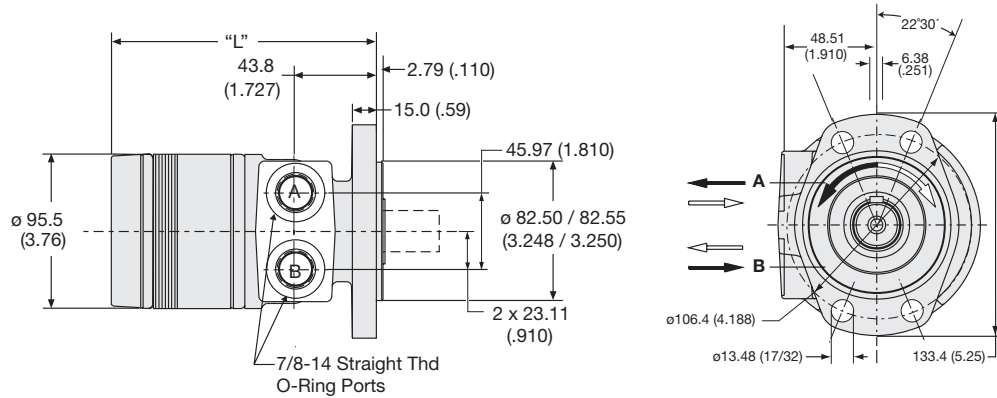
002 TB.indd, js



Mounting, Ports/Gehäuse, Anschlüsse
Carter, Orifices / Montaje, Lumbreras

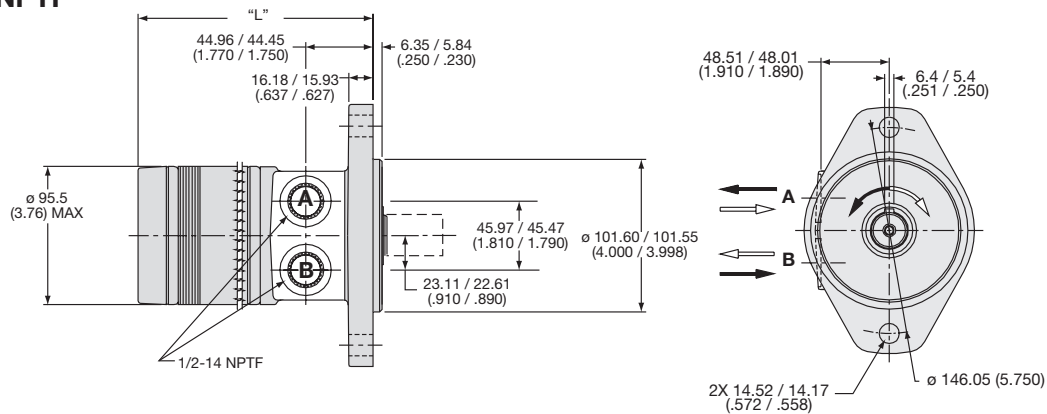
LSHT Torqmotors™ and Nichols™ Motors
TB Series / Serie / Série HY13-1590-010/US,EU

Code: MS
Magneto
7/8-14 SAE



Code MS	disp.	0036	0045	0050	0065	0080	0100	0130	0165	0195	0230	0260	0295	0330	0365	0390
Weight/Gewicht	kg	6.16	6.30	6.40	6.53	6.62	6.76	7.03	7.30	7.62	7.85	8.12	8.35	8.62	8.94	9.07
Poids/Peso	(lb)	(13.6)	(13.9)	(14.1)	(14.4)	(14.6)	(14.9)	(15.5)	(16.1)	(16.8)	(17.3)	(17.9)	(18.4)	(19.0)	(19.7)	(20.0)
Length	"L" mm	135.1	136.1	137.6	140.8	144.0	147.1	153.5	159.8	166.2	172.5	178.9	185.2	191.6	200.2	204.3
	"L" (in)	(5.32)	(5.36)	(5.42)	(5.54)	(5.67)	(5.79)	(6.04)	(6.29)	(6.54)	(6.79)	(7.04)	(7.29)	(7.54)	(7.88)	(8.04)

Code: BP
SAE B 2-Bolt
1/2-14 NPTF



Code BP	disp.	0036	0045	0050	0065	0080	0100	0130	0165	0195	0230	0260	0295	0330	0365	0390
Weight/Gewicht	kg	7.27	7.34	7.48	7.62	7.71	7.84	8.11	8.39	8.70	8.93	9.16	9.43	9.70	9.97	10.1
Poids/Peso	(lb)	(15.9)	(16.3)	(16.5)	(16.8)	(17.0)	(17.3)	(17.9)	(18.5)	(19.2)	(19.7)	(20.2)	(20.8)	(21.4)	(22.0)	(22.4)
Length	"L" mm	131.4	132.5	134.0	137.2	140.4	143.6	149.9	156.3	162.6	169.0	175.3	181.7	188.0	196.7	200.8
	"L" (in)	(5.18)	(5.22)	(5.28)	(5.40)	(5.53)	(5.65)	(5.90)	(6.15)	(6.40)	(6.65)	(6.90)	(7.15)	(7.40)	(7.74)	(7.90)

English equivalents for metric specifications are shown in ().

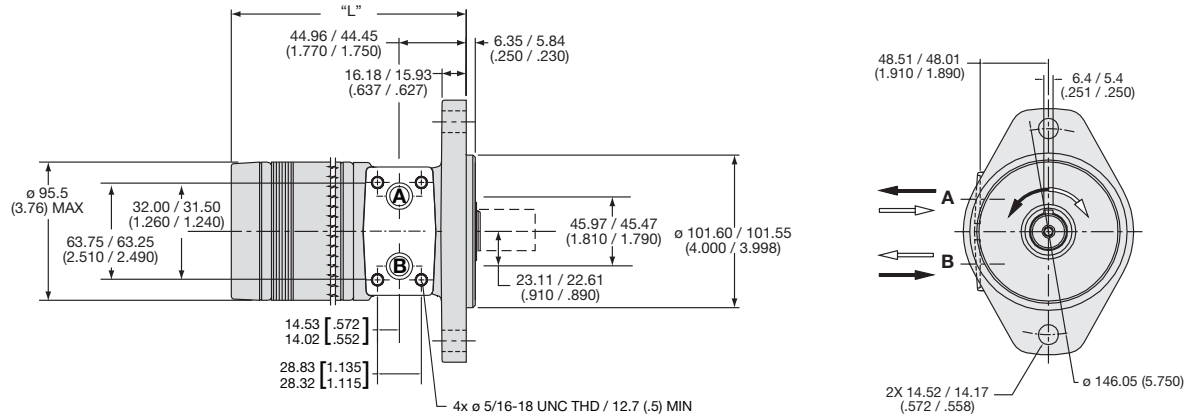
002 TB.indd.js



Mounting, Ports/Gehäuse, Anschlüsse
Carter, Orifices / Montaje, Lumbreras

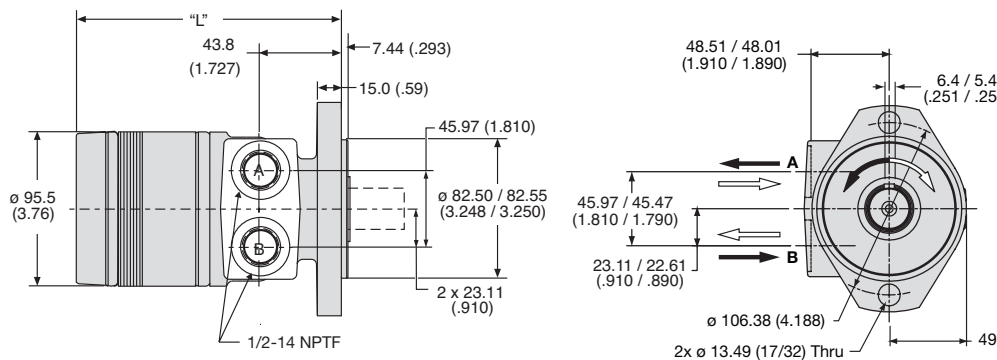
LSHT Torqmotors™ and Nichols™ Motors
TB Series / Serie / Série HY13-1590-010/US,EU

Code: BM
SAE B 2-Bolt
5/16-18 UNC Manifold



Code BM	disp.	0036	0045	0050	0065	0080	0100	0130	0165	0195	0230	0260	0295	0330	0365	0390
Weight/Gewicht	kg	7.27	7.34	7.48	7.62	7.71	7.84	8.11	8.39	8.70	8.93	9.16	9.43	9.70	9.97	10.1
Poids/Peso	(lb)	(15.9)	(16.3)	(16.5)	(16.8)	(17.0)	(17.3)	(17.9)	(18.5)	(19.2)	(19.7)	(20.2)	(20.8)	(21.4)	(22.0)	(22.4)
Length	"L" mm	131.4	132.5	134.0	137.2	140.4	143.6	149.9	156.3	162.6	169.0	175.3	181.7	188.0	196.7	200.8
	"L" (in)	(5.18)	(5.22)	(5.28)	(5.40)	(5.53)	(5.65)	(5.90)	(6.15)	(6.40)	(6.65)	(6.90)	(7.15)	(7.40)	(7.74)	(7.90)

Code: CP
SAE A 2 Bolt, Long Pilot
1/2-14 NPTF



Code CP	disp.	0036	0045	0050	0065	0080	0100	0130	0165	0195	0230	0260	0295	0330	0365	0390
Weight/Gewicht	kg	6.17	6.35	6.44	6.58	6.67	6.80	7.07	7.35	7.66	7.84	8.11	8.39	8.66	8.94	9.11
Poids/Peso	(lb)	(13.6)	(14.0)	(14.2)	(14.5)	(14.7)	(15.0)	(15.6)	(16.2)	(16.9)	(17.4)	(17.9)	(18.5)	(19.1)	(19.7)	(20.1)
Length	"L" mm	130.4	131.5	132.9	136.1	139.3	142.5	148.8	155.2	161.5	167.9	174.2	180.6	186.9	195.6	199.7
	"L" (in)	(5.13)	(5.18)	(5.23)	(5.36)	(5.48)	(5.61)	(5.86)	(6.11)	(6.36)	(6.61)	(6.86)	(7.11)	(7.36)	(7.70)	(7.86)

English equivalents for metric specifications are shown in ().

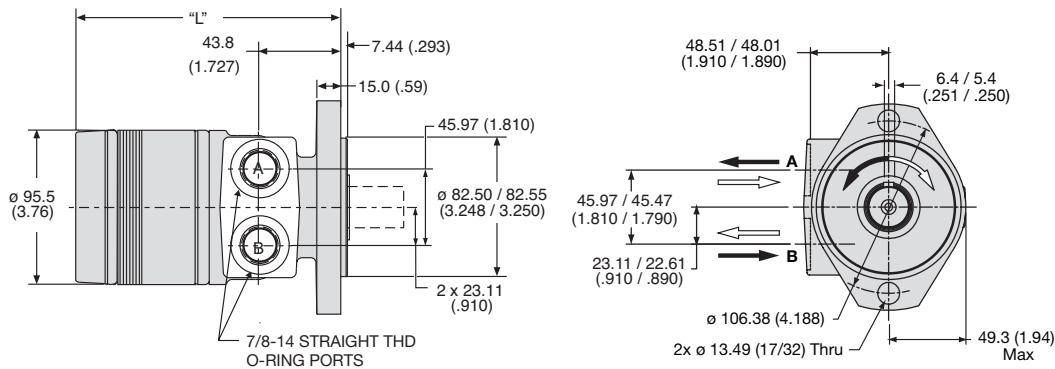
002 TB.indd, js



Mounting, Ports/Gehäuse, Anschlüsse
Carter, Orifices / Montaje, Lumbreras

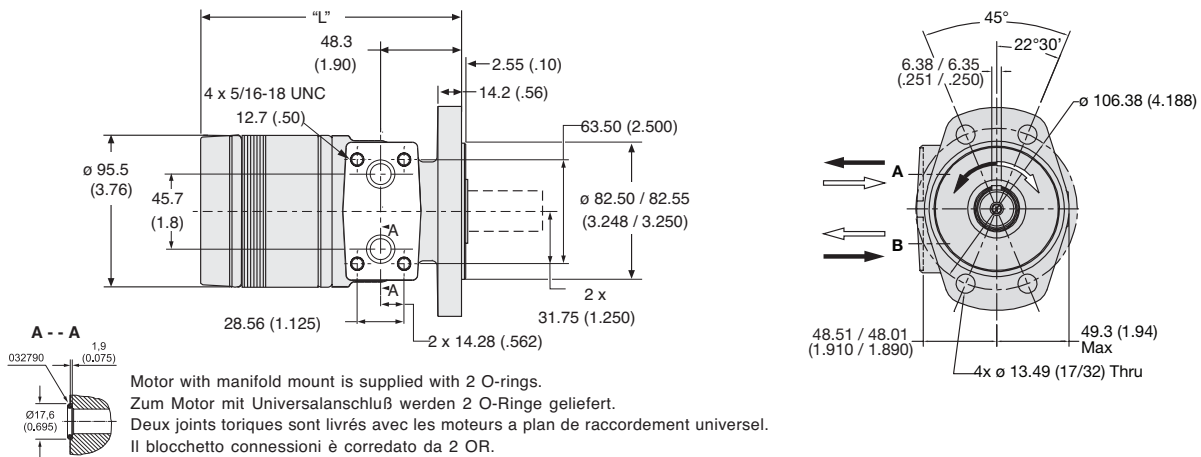
LSHT Torqmotors™ and Nichols™ Motors
TB Series / Serie / Série HY13-1590-010/US,EU

Code: CS
SAE A 2 Bolt, Long Pilot
7/8-14 SAE



Code CS	disp.	0036	0045	0050	0065	0080	0100	0130	0165	0195	0230	0260	0295	0330	0365	0390
Weight/Gewichtkg	5.87	6.03	6.12	6.26	6.35	6.49	6.76	7.03	7.35	7.58	7.80	8.07	8.35	8.66	8.80	
Poids/Peso (lb)	(12.9)	(13.3)	(13.5)	(13.8)	(14.0)	(14.3)	(14.9)	(15.5)	(16.2)	(16.7)	(17.2)	(17.8)	(18.4)	(19.1)	(19.4)	
Length	"L" mm	130.4	131.5	132.9	136.1	139.3	142.5	148.8	155.2	161.5	167.9	174.2	180.6	186.9	195.6	199.7
"L" (in)	(5.13)	(5.18)	(5.23)	(5.36)	(5.48)	(5.61)	(5.86)	(6.11)	(6.36)	(6.61)	(6.86)	(7.11)	(7.36)	(7.70)	(7.86)	

Code: MM
Magneto
5/16-18 UNC Manifold



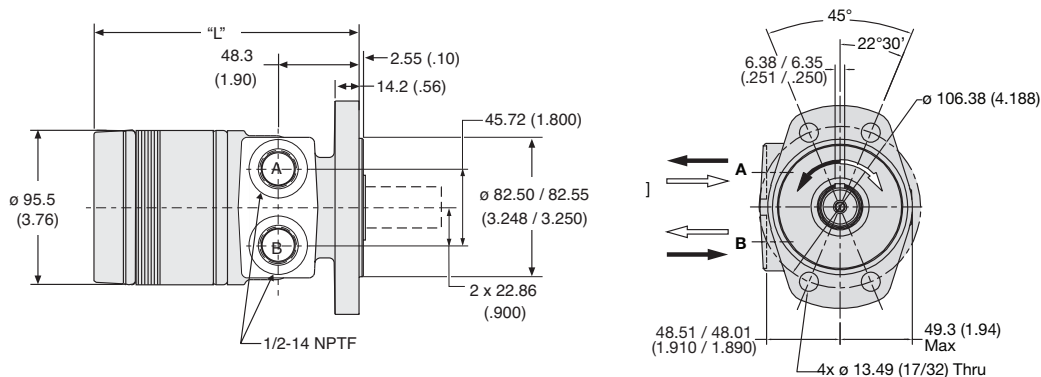
Code MM	disp.	0036	0045	0050	0065	0080	0100	0130	0165	0195	0230	0260	0295	0330	0365	0390
Weight/Gewicht	kg	6.16	6.30	6.40	6.53	6.62	6.76	7.03	7.30	7.62	7.85	8.12	8.35	8.62	8.94	9.07
Poids/Peso (lb)	(13.6)	(13.9)	(14.1)	(14.4)	(14.6)	(14.9)	(15.5)	(16.1)	(16.8)	(17.3)	(17.9)	(18.4)	(19.0)	(19.7)	(20.0)	
Length	"L" mm	135.0	136.1	137.6	140.8	144.0	147.1	153.5	159.8	166.2	172.5	178.9	185.2	191.6	200.2	204.3
"L" (in)	(5.32)	(5.36)	(5.42)	(5.54)	(5.67)	(5.79)	(6.04)	(6.29)	(6.54)	(6.79)	(7.04)	(7.29)	(7.54)	(7.88)	(8.04)	

English equivalents for metric specifications are shown in ().

002 TB.indd.js



Code: MP
Magneto
1/2-14 NPTF



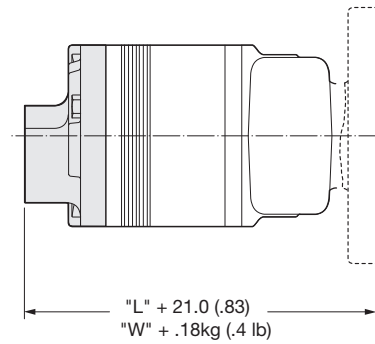
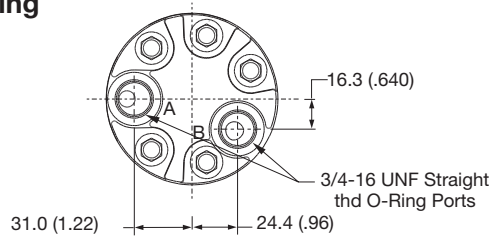
Code MP	disp.	0036	0045	0050	0065	0080	0100	0130	0165	0195	0230	0260	0295	0330	0365	0390
Weight/Gewicht	kg	6.16	6.30	6.40	6.53	6.62	6.76	7.03	7.30	7.62	7.85	8.12	8.35	8.62	8.94	9.07
Poids/Peso	(lb)	(13.6)	(13.9)	(14.1)	(14.4)	(14.6)	(14.9)	(15.5)	(16.1)	(16.8)	(17.3)	(17.9)	(18.4)	(19.0)	(19.7)	(20.0)
Length	"L" mm	135.1	136.1	137.6	140.8	144.0	147.1	153.5	159.8	166.2	172.5	178.9	185.2	191.6	200.2	204.3
	"L" (in)	(5.32)	(5.36)	(5.42)	(5.54)	(5.67)	(5.79)	(6.04)	(6.29)	(6.54)	(6.79)	(7.04)	(7.29)	(7.54)	(7.88)	(8.04)

English equivalents for metric specifications are shown in ().

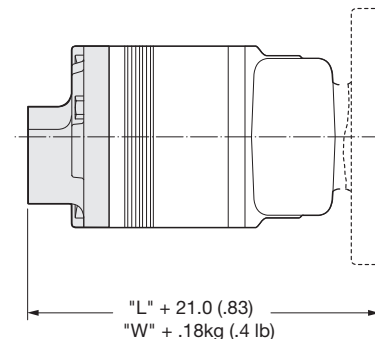
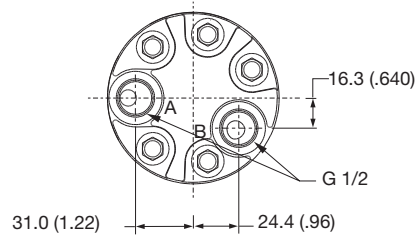
002 TB.indd, js



Code: R
Rear Port
3/4"-16 SAE O-Ring



Code: Y
Rear Port
G 1/2 BSPP

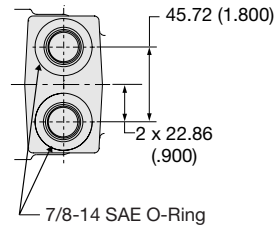


English equivalents for metric specifications are shown in ().

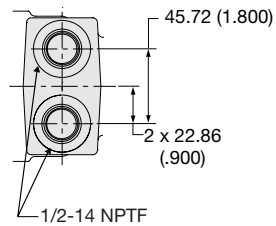
002 TB.indd.js



Code: S
7/8"-14 SAE O-Ring



Code: P
1/2"-14 NPTF

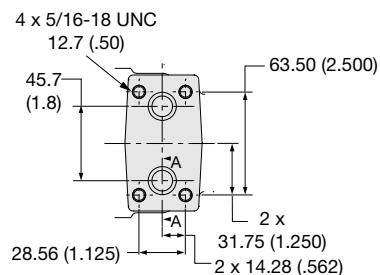


English equivalents for metric specifications are shown in ().

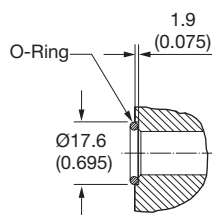
002 TB.indd, js



Code: M
Manifold



A - - A



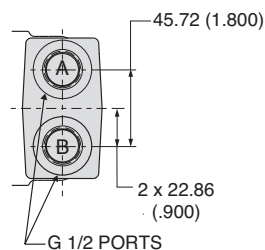
Motor with manifold mount is supplied with 2 o-rings (P/N 032790).

Zum Motor mit Universalanschluß werden 2 o-ringe geliefert.

Deux joints toriques sont livrés avec les moteurs a plan de raccordement universel.

Il blocchetto connessioni è corredato da 2 OR.

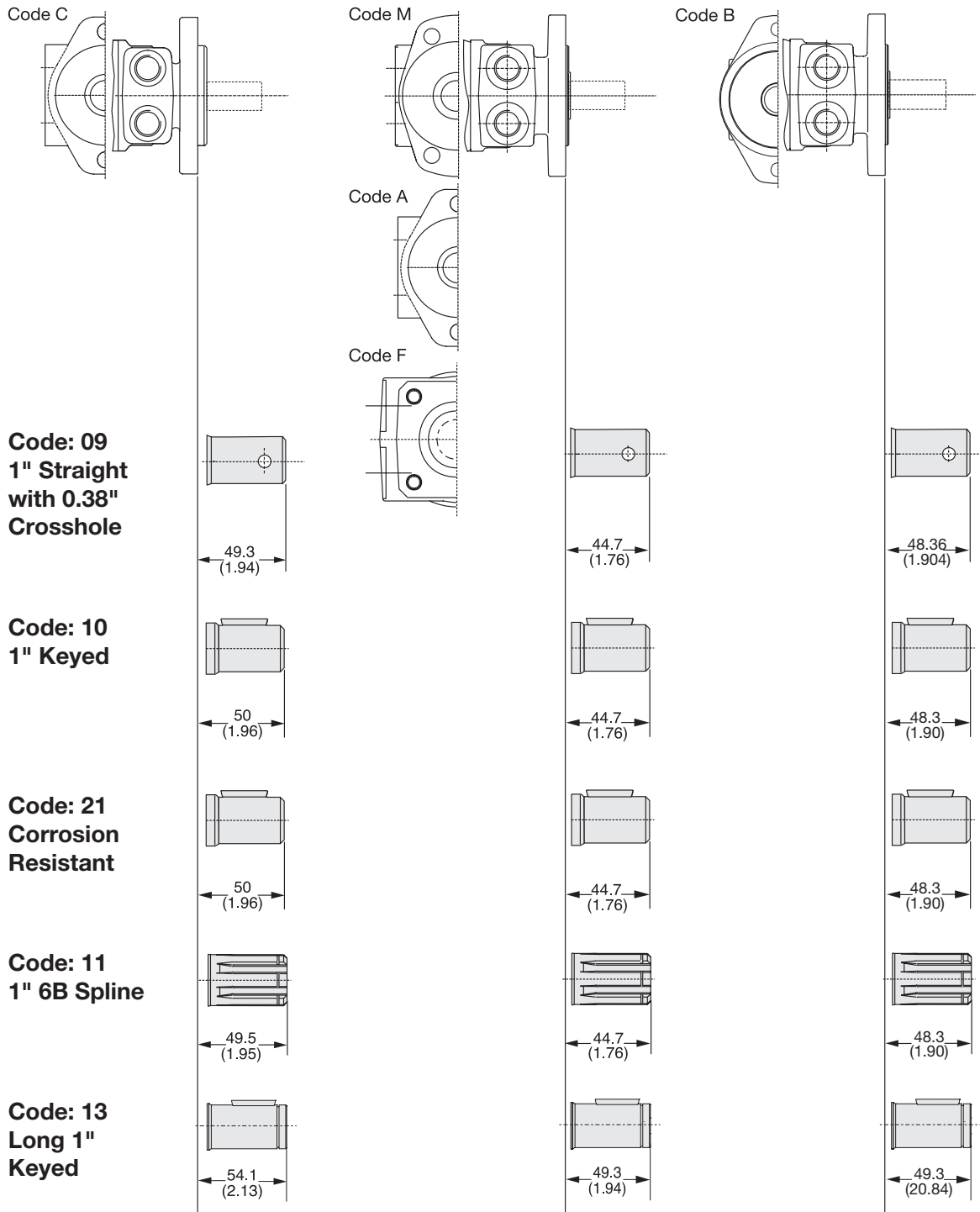
Code: W
G 1/2 BSPP
Milled Front



English equivalents for metric specifications are shown in ().

002 TB.indd.js





English equivalents for metric specifications are shown in ().

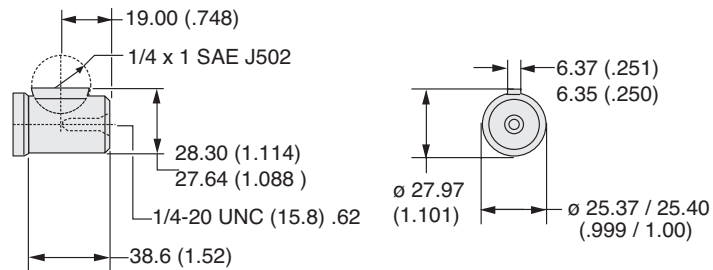
002.TB.indd.js



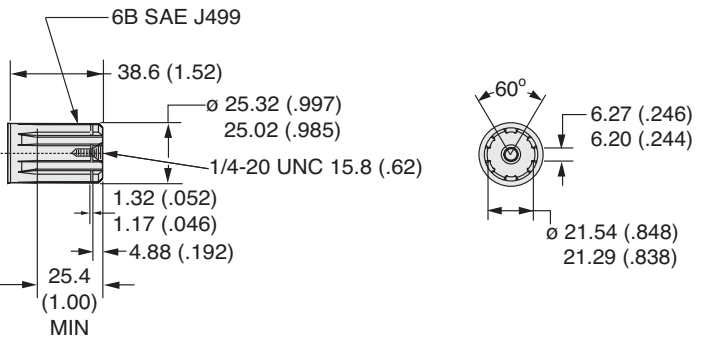
Code: 09
1" Straight
with 0.38"
Crosshole



Code: 10
1" Keyed

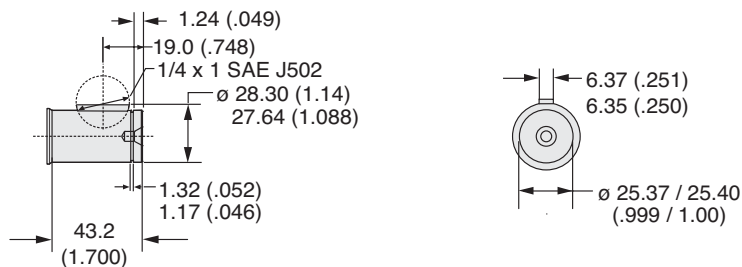


Code: 21
1" Keyed
Corrosion
Resistant



Code: 11
1" 6B Spline

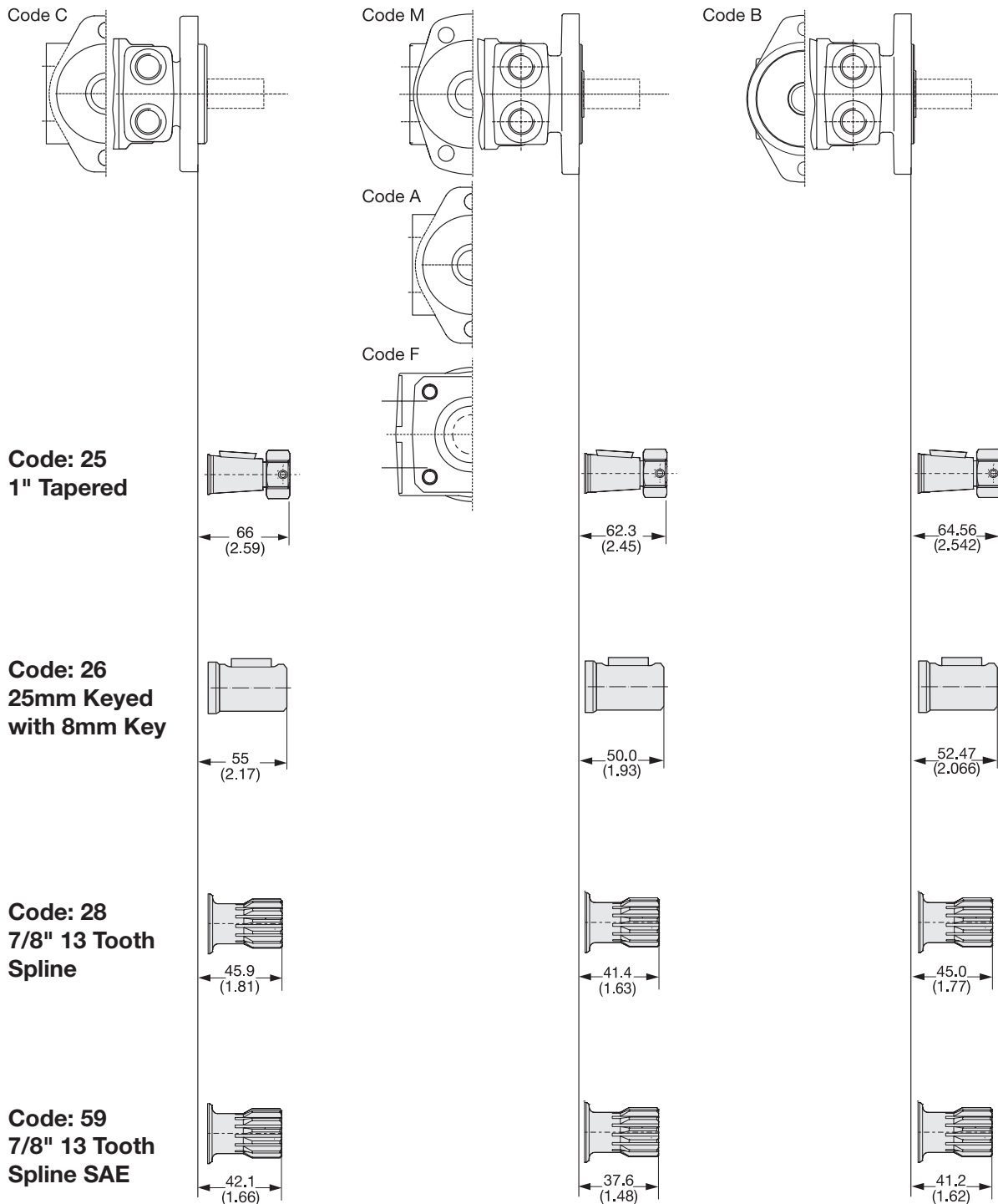
Code: 13
Long 1"
Keyed



English equivalents for metric specifications are shown in ().

002 TB.indd.js



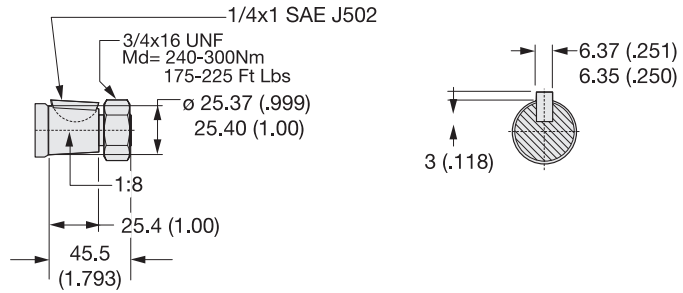


English equivalents for metric specifications are shown in ().

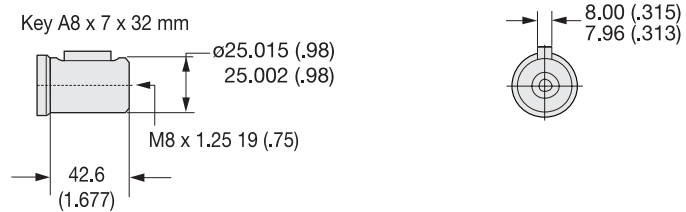
002 TB.indd, js



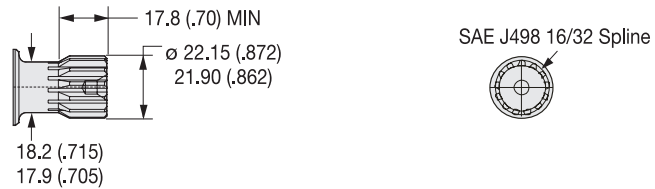
Code: 25
1" Tapered



Code: 26
25mm Keyed
with 8mm Key



Code: 28
7/8" 13 Tooth
Spline



Code: 59
7/8" 13 Tooth
Spline SAE



English equivalents for metric specifications are shown in ().

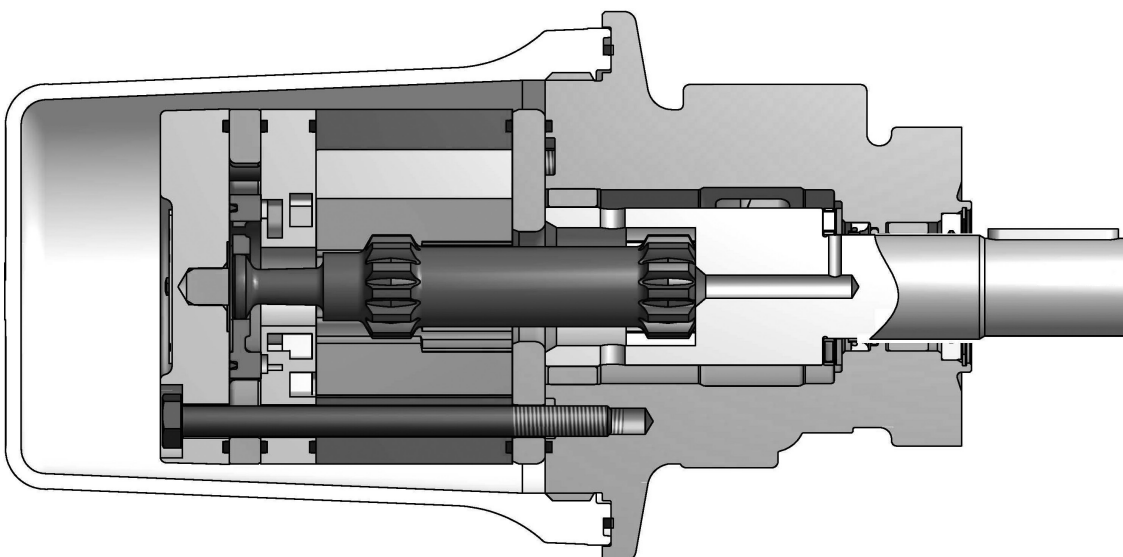
002 TB.indd.js



15 Displacements 15 Schluckvolumen 15 Cylindrée 15 Despazamientos	(2.2 – 24.0 in ³ /rev) 36 . . . 390 cm ³ /rev						
Maximum Pressure Eingangsdruk Chaute de pression max. Presion Maxima	<table border="0"> <tr> <td style="text-align: center;">Cont</td> <td style="text-align: center;">Int</td> </tr> <tr> <td style="text-align: center;">(1800 psid)</td> <td style="text-align: center;">(2400 psid)</td> </tr> <tr> <td style="text-align: center;">. . .125 bar</td> <td style="text-align: center;">. . .165 bar</td> </tr> </table>	Cont	Int	(1800 psid)	(2400 psid)	. . .125 bar	. . .165 bar
Cont	Int						
(1800 psid)	(2400 psid)						
. . .125 bar	. . .165 bar						
Maximum Oil Flow Schluckstrom Débit d'huile Caudal Maximo de Aceite	(15 gpm) . . . 57 lpm						
Maximum Speed Drehzahl Vitesse de rotation Velocidad Maxima	(932 rpm) 932 rpm						
Maximum Torque Max Drehmoment Couple Maxi Torque Maximo	<table border="0"> <tr> <td style="text-align: center;">Cont</td> <td style="text-align: center;">Int</td> </tr> <tr> <td style="text-align: center;">(2000 lb in)</td> <td style="text-align: center;">(2000 lb in)</td> </tr> <tr> <td style="text-align: center;">226 Nm</td> <td style="text-align: center;">226 Nm</td> </tr> </table>	Cont	Int	(2000 lb in)	(2000 lb in)	226 Nm	226 Nm
Cont	Int						
(2000 lb in)	(2000 lb in)						
226 Nm	226 Nm						
Maximum Side Load at Key Seitenlast Charges latérales Carga Maxima Lateral	(300 lb) . . . 1340 N						

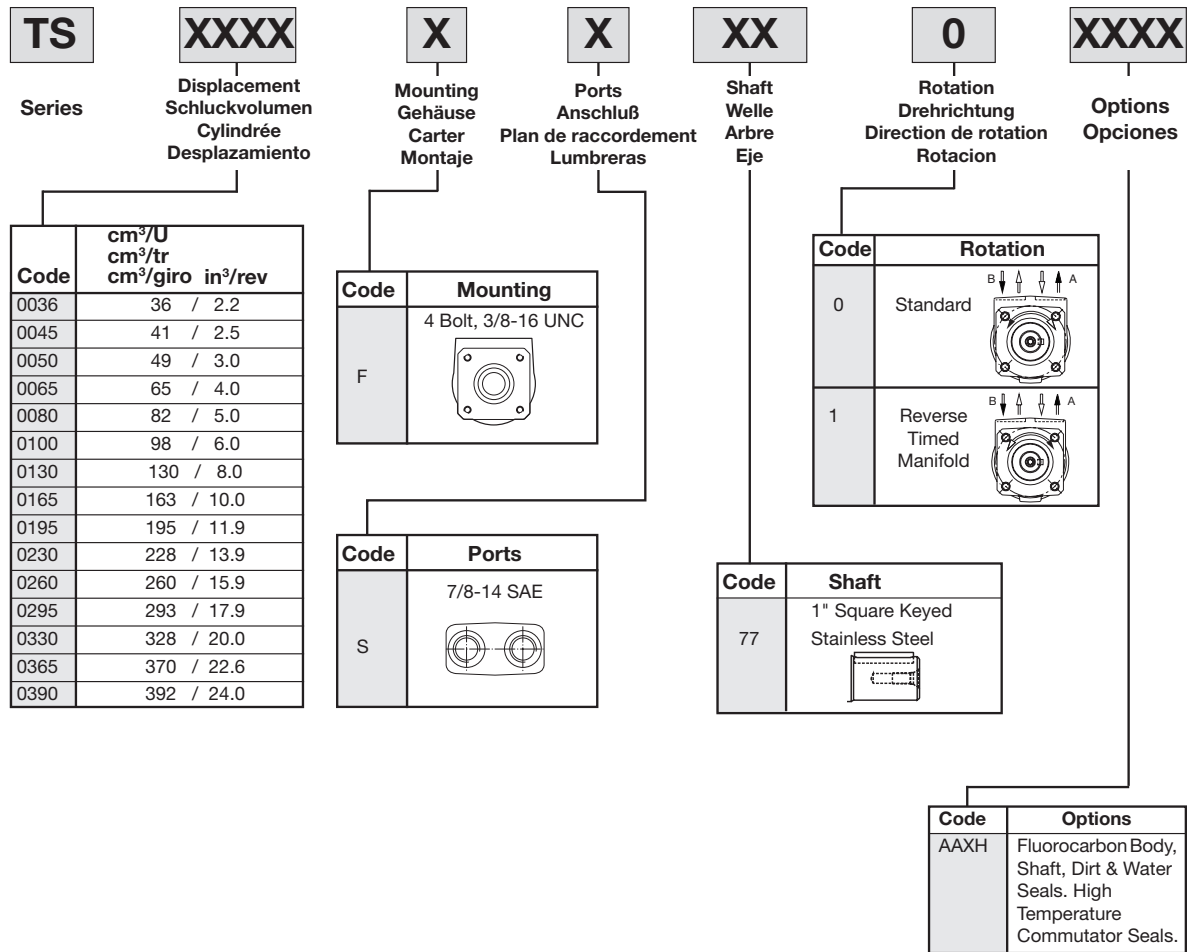
A Stainless Steel Low Speed, High Torque Motor

This motor utilizes a stainless steel front housing and output shaft, with a glass filled polypropylene rear cover for the ultimate in corrosion protection. It is designed for use under water or in harsh environments where it will be exposed to water or corrosive chemicals. Features such as roller vanes, high pressure shaft seal and full flow spline lubrication are standard.



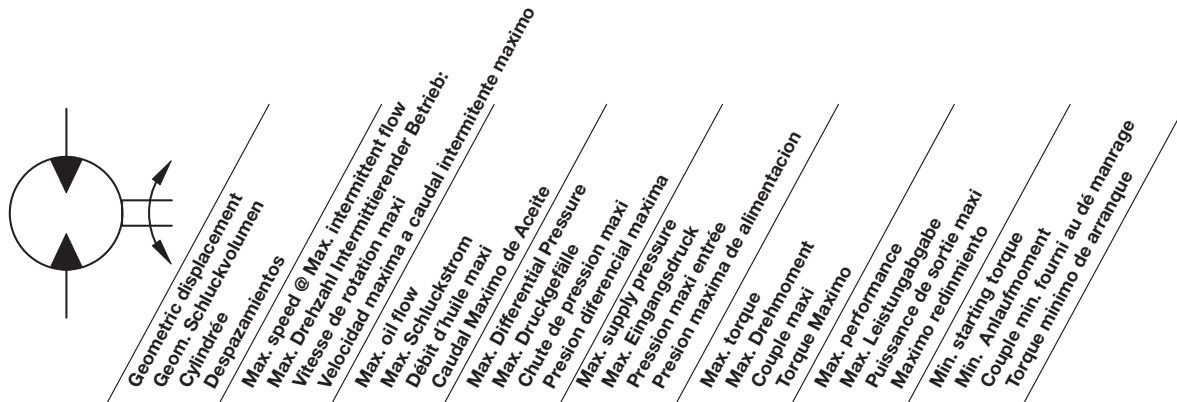
003 TS.indd, js





Performance Data / Leistungsdaten
Puissance / Datos Tecnicos

LSHT Torqmotors™ and Nichols™ Motors
TS Series / Serie / Série HY13-1590-010/US,EU



Motor Series TS	cm ³ /rev in ³ /rev	rev/min	cont / int* l/min g/min	cont / int* bar psid	max bar psig	cont / int* Nm lb-in	max KW HP	cont / int* Nm lb-in
TS 0036	36 2.2	932	34 34 9 9	125 165 1800 2400	190 2750	48 67 427 596	6.6 8.8	44 50 385 440
TS 0045	41 2.5	805	34 34 9 9	125 165 1800 2400	190 2750	64 88 526 731	7.2 9.7	39 52 341 461
TS 0050	49 3.0	678	34 34 9 9	125 165 1800 2400	190 2750	78 107 693 946	7.5 10.1	36 70 319 619
TS 0065	65 4.0	511	34 34 9 9	125 165 1800 2400	190 2750	107 145 946 1284	7.8 10.4	66 99 582 977
TS 0080	82 5.0	409	34 34 9 9	125 165 1800 2400	190 2750	135 184 1193 1624	7.8 10.5	92 139 816 1226
TS 0100	98 6.0	454	45 45 12 12	125 165 1800 2400	190 2750	160 217 1411 1917	10.2 13.8	119 158 1050 1400
TS 0130	130 8.0	430	45 57 12 15	131 131 1900 1900	190 2750	226 226 2000 2000	10.1 13.6	172 172 1520 1520
TS 0165	163 10.0	343	45 57 12 15	103 103 1500 1500	190 2750	226 226 2000 2000	8.1 10.9	165 165 1460 1460
TS 0195	195 11.9	287	45 57 12 15	83 83 1200 1200	190 2750	226 226 2000 2000	6.8 9.1	179 179 1586 1586
TS 0230	228 13.9	246	45 57 12 15	76 76 1100 1100	190 2750	226 226 2000 2000	5.8 7.8	190 190 1680 1680
TS 0260	260 15.9	216	45 57 12 15	69 69 1000 1000	190 2750	226 226 2000 2000	5.1 6.9	188 188 1660 1660
TS 0295	293 17.9	191	45 57 12 15	62 62 900 900	190 2750	226 226 2000 2000	4.6 6.1	181 181 1600 1600
TS 0330	328 20.0	171	45 57 12 15	41 41 600 600	190 2750	226 226 2000 2000	4.0 5.4	181 181 1600 1600
TS 0365	370 22.6	151	45 57 12 15	41 41 600 600	190 2750	226 226 2000 2000	3.6 4.8	191 191 1690 1690
TS 0390	392 24.0	143	45 57 12 15	41 41 600 600	190 2750	226 226 2000 2000	3.4 4.5	179 179 1580 1580

Performance data based on testing using 10W40 oil with a viscosity of 43,1 cSt. (200 SUS) at 54° C (130° F). Performance data is typical. Actual data may vary slightly from one production motor to another.

Les données sur les performances sont basées sur des tests utilisant de l'huile 10W40 d'une viscosité de 200 SUS à 54°C (130°F). Ces données correspondent à des situations typiques. Les données réelles peuvent varier légèrement d'un moteur de production à l'autre.

Leistungsdaten sind gemessen mit SAE 10W40 bei einer Viskosität von 43,1 Cst bei 54°C. Geringfügige Abweichungen von den Katalogdaten sind möglich.

Datos técnicos obtenidos con aceite 10W40 de 200 SUS de viscosidad a 54°C (130°F). Los datos proporcionados son valores típicos. Los valores exactos reales podrían tener una pequeña variación entre distintos motores.

* Intermittent operation rating applies to 10% of every minute.
Intermittierende Werte maximal 10% von jeder Betriebsminute.
Fonctionnement interm. 10% max. de chaque minute d'utilisation.
Capacidad de funcionamiento intermitente valida para 10% por cada minuto.

003 TS.indd, js



TS 0036

2.2 cu in / rev

	PRESSURE (PSID)					
	500	1000	1500	1800	2000	2400
.5	109 46	225 37	344 26	419 20	470 15	567 7
1	111 99	230 89	351 78	429 71	478 68	579 58
2	112 203	236 192	363 179	442 172	493 170	598 159
3	112 307	241 296	369 283	449 276	503 270	609 259
4	108 413	241 398	372 383	452 376	508 371	619 360
5	104 517	238 502	370 487	454 478	507 473	621 460
7	88 725	225 710	360 694	444 681	500 674	615 661
9	71 933	207 916	344 896	425 885	483 876	599 862
12	48 1245	184 1225	321 1203	405 1192	459 1181	572 1163

TORQUE (LB IN) 599
SPEED (RPM) 862

Flow (GPM)

TS 0045

2.5 cu in / rev

	PRESSURE (PSID)					
	500	1000	1500	1800	2000	2400
.5	119 32	263 18	413 3			
1	123 77	277 61	425 44	518 37	581 28	705 18
2	132 168	290 150	450 131	542 122	606 113	719 97
3	136 256	296 239	462 220	557 211	623 199	748 184
4	132 344	296 326	464 307	567 296	635 286	768 269
5	129 433	290 416	464 394	567 381	639 371	779 352
7	119 610	284 590	460 567	565 551	635 541	779 521
9	109 785	277 765	450 740	555 723	625 710	768 690

TORQUE (LB IN) 779
SPEED (RPM) 521

Flow (GPM)

Cont. Int.

Intermittent operation rating applies to 10% of every minute.

Fonctionnement interm. 10% max. de chaque minute d'utilisation.

Performance data based on testing using 10W40 oil with a viscosity of 200 SUS at 54° C (130° F). Performance data is typical. Actual data may vary slightly from one production motor to another.

Les données sur les performances sont basées sur des tests utilisant de l'huile 10W40 d'une viscosité de 200 SUS à 54°C (130°F). Ces données correspondent à des situations typiques. Les données réelles peuvent varier légèrement d'un moteur de production à l'autre.

003 TS.indd, js

Intermittierende Werte maximal 10% von jeder Betriebsminute.

Capacidad de funcionamiento intermitente valida para 10% por cada minuto.

Leistungsdaten sind gemessen mit SAE 10W40 bei einer Viskosität von 43,1 Cst bei 54°C. Geringfügige Abweichungen von den Katalogdaten sind möglich.

Datos técnicos obtenidos con aceite 10W40 de 200 SUS de viscosidad a 54°C (130°F). Los datos proporcionados son valores típicos. Los valores exactos reales podrían tener una pequeña variación entre distintos motores.



TS 0050

3.0 cu in / rev

	PRESSURE (PSID)					
	500	1000	1500	1800	2000	2400
.5	146 25	324 13	506 0			
1	156 66	338 50	521 35	631 28	701 20	842 9
2	166 141	359 127	555 110	666 102	742 94	877 80
3	162 218	365 203	566 186	688 176	764 168	912 153
4	164 295	361 279	570 261	693 251	775 242	936 227
5	156 372	359 355	568 337	691 327	779 317	947 302
7	146 525	350 506	561 486	691 474	775 466	949 448
9	135 678	338 659	551 638	680 623	766 615	939 596

Flow (GPM)

TORQUE (LB IN) 939
SPEED (RPM) 596

TS 0065

4.0 cu in / rev

	PRESSURE (PSID)					
	500	1000	1500	1800	2000	2400
.5	217 22	459 14	707 6	862 1		
1	225 51	479 42	735 34	887 29	992 24	1194 17
2	237 108	496 98	761 90	921 85	1028 81	1225 70
3	237 166	504 156	777 147	941 140	1045 136	1251 126
4	228 224	501 214	777 203	946 197	1054 192	1273 181
5	225 281	496 271	775 260	946 252	1059 247	1282 237
7	208 396	485 385	763 373	938 364	1051 359	1282 347
9	194 511	468 499	749 485	924 476	1037 470	1265 457

Flow (GPM)

TORQUE (LB IN) 1282
SPEED (RPM) 347

Cont. Int.

Intermittent operation rating applies to 10% of every minute.

Fonctionnement interm. 10% max. de chaque minute d'utilisation.

Performance data based on testing using 10W40 oil with a viscosity of 200 SUS at 54° C (130° F). Performance data is typical. Actual data may vary slightly from one production motor to another.

Les données sur les performances sont basées sur des tests utilisant de l'huile 10W40 d'une viscosité de 200 SUS à 54°C (130°F). Ces données correspondent à des situations typiques. Les données réelles peuvent varier légèrement d'un moteur de production à l'autre.

Intermittierende Werte maximal 10% von jeder Betriebsminute.

Capacidad de funcionamiento intermitente valida para 10% por cada minuto.

Leistungsdaten sind gemessen mit SAE 10W40 bei einer Viskosität von 43,1 Cst bei 54°C. Geringfügige Abweichungen von den Katalogdaten sind möglich.

Datos tecnicos obtenidos con aceite 10W40 de 200 SUS de viscosidad a 54°C (130°F). Los datos proporcionados son valores tipicos. Los valores exactos reales podrian tener una pequena variacion entre distintos motores.

003 TS.indd, js



TS 0080

5.0 cu in / rev

	PRESSURE (PSID)					
	500	1000	1500	1800	2000	2400
.5	259 18	563 10	881 5	1078 1		
1	274 40	589 33	911 26	1100 22	1230 19	1489 11
2	285 86	615 78	952 70	1144 67	1281 63	1530 53
3	293 132	630 124	970 116	1174 110	1311 106	1570 98
4	285 179	630 171	978 161	1185 155	1330 152	1604 142
5	285 226	626 216	978 206	1196 200	1341 196	1626 185
7	267 317	622 307	974 296	1189 290	1337 285	1626 275
9	256 410	604 398	959 387	1178 379	1322 375	1611 362

Flow (GPM)

TORQUE (LB IN) 1611
 SPEED (RPM) 362

TS 0100

6.0 cu in / rev

	PRESSURE (PSID)					
	500	1000	1500	1800	2000	2400
.5	316 16	674 13	1045 9	1267 7	1411 4	1708 0
1	327 34	698 32	1072 27	1298 25	1454 23	1743 18
2	339 74	725 69	1111 64	1353 61	1509 58	1805 53
3	351 111	741 107	1146 102	1388 98	1544 95	1852 89
4	351 148	752 143	1162 139	1404 135	1571 132	1887 126
5	347 187	749 183	1170 176	1415 172	1583 169	1910 162
7	320 264	737 257	1162 250	1415 246	1587 242	1926 235
9	308 339	721 333	1142 325	1400 319	1571 316	1910 307
12	257 454	674 446	1096 437	1474 430	1524 426	1864 418

Flow (GPM)

TORQUE (LB IN) 1910
 SPEED (RPM) 307

Cont. Int.

Intermittent operation rating applies to 10% of every minute.

Fonctionnement interm. 10% max. de chaque minute d'utilisation.

Performance data based on testing using 10W40 oil with a viscosity of 200 SUS at 54° C (130° F). Performance data is typical. Actual data may vary slightly from one production motor to another.

Les données sur les performances sont basées sur des tests utilisant de l'huile 10W40 d'une viscosité de 200 SUS à 54°C (130°F). Ces données correspondent à des situations typiques. Les données réelles peuvent varier légèrement d'un moteur de production à l'autre.

003 TS.indd, js

Intermittierende Werte maximal 10% von jeder Betriebsminute.

Capacidad de funcionamiento intermitente valida para 10% por cada minuto.

Leistungsdaten sind gemessen mit SAE 10W40 bei einer Viskosität von 43,1 Cst bei 54°C. Geringfügige Abweichungen von den Katalogdaten sind möglich.

Datos tecnicos obtenidos con aceite 10W40 de 200 SUS de viscosidad a 54°C (130°F). Los datos proporcionados son valores tipicos. Los valores exactos reales podrian tener una pequena variacion entre distintos motores.



TS 0130 8.0 cu in / rev PRESSURE (PSID)

	500	1000	1500	1800	1900
.5	455 11	966 10	1485 7	1802 5	1897 4
1	463 27	983 24	1511 21	1836 19	1931 18
2	476 55	1018 52	1563 49	1893 46	1988 45
3	485 84	1039 81	1594 77	1927 73	2027 73
4	489 113	1048 109	1611 105	1944 103	2044 101
5	481 142	1044 138	1615 133	1953 130	2057 129
7	459 199	1026 195	1598 190	1944 186	2044 185
9	411 257	983 252	1568 246	1914 242	2022 241
12	342 343	914 338	1494 331	1874 327	1953 325
15	260 430	823 424	1394 416	1745 411	1849 410

TORQUE (LB IN) 1953
SPEED (RPM) 325

Flow (GPM)

TS 0165 10.0 cu in / rev PRESSURE (PSID)

	250	500	1000	1250	1500
.5	227 12	537 9	1148 7	1461 6	1772 4
1	237 23	554 21	1177 18	1496 16	1813 15
2	247 46	578 44	1226 40	1560 38	1891 37
3	254 69	591 67	1263 63	1600 61	1936 59
4	251 91	595 89	1276 86	1621 84	1965 82
5	239 115	587 113	1288 109	1634 107	1981 104
7	204 162	562 159	1267 154	1627 151	1985 149
9	155 208	517 205	1230 200	1594 197	1956 194
12	61 277	427 274	1140 268	1509 265	1874 261
15	324 343	1029 337	1394 334	1755 331	

TORQUE (LB IN) 1956
SPEED (RPM) 194

Flow (GPM)

Cont. Int.

Intermittent operation rating applies to 10% of every minute.

Fonctionnement interm. 10% max. de chaque minute d'utilisation.

Performance data based on testing using 10W40 oil with a viscosity of 200 SUS at 54° C (130° F). Performance data is typical. Actual data may vary slightly from one production motor to another.

Les données sur les performances sont basées sur des tests utilisant de l'huile 10W40 d'une viscosité de 200 SUS à 54°C (130°F). Ces données correspondent à des situations typiques. Les données réelles peuvent varier légèrement d'un moteur de production à l'autre.

Intermittierende Werte maximal 10% von jeder Betriebsminute.

Capacidad de funcionamiento intermitente valida para 10% por cada minuto.

Leistungsdaten sind gemessen mit SAE 10W40 bei einer Viskosität von 43,1 Cst bei 54°C. Geringfügige Abweichungen von den Katalogdaten sind möglich.

Datos tecnicos obtenidos con aceite 10W40 de 200 SUS de viscosidad a 54°C (130°F). Los datos proporcionados son valores típicos. Los valores exactos reales podrían tener una pequeña variación entre distintos motores.

003 TS.indd.js



Performance Data / Leistungsdaten
Puissance / Datos Tecnicos

LSHT Torqmotors™ and Nichols™ Motors
TS Series / Serie / Série HY13-1590-010/US,EU

TS 0195 11.9 cu in / rev

	PRESSURE (PSID)				
	250	500	750	1000	1200
.5	318 9.4	701 8.9	1095 8.5	1504 7.7	1780 6.8
1	336 19	720 18	1119 17	1535 17	1807 17
2	351 38	744 38	1152 37	1579 36	1854 36
3	363 58	760 57	1172 56	1602 55	1882 54
4	355 76	756 76	1173 75	1610 74	1890 73
5	341 95	744 95	1166 94	1610 93	1886 92
7	300 135	705 134	1128 132	1575 131	1850 130
9	241 173	646 172	1069 170	1516 169	1791 168
12	142 232	543 230	961 229	1398 227	1677 226
15	9 288	409 287	824 286	1256 284	1539 283

TORQUE (LB IN) 1677
SPEED (RPM) 226

Flow (GPM)

TS 0230 13.9 cu in / rev

	PRESSURE (PSID)				
	250	500	750	1000	1100
.5	373 8.3	806 8.2	1248 7.8	1714 7.2	1836 6.9
1	382 16.6	820 16.4	1267 15.8	1733 15.1	1865 14.8
2	409 33	850 32	1298 32	1768 31	1899 31
3	414 49	859 49	1316 48	1802 47	1919 47
4	408 66	854 65	1323 65	1816 64	1938 64
5	383 83	845 82	1318 81	1821 80	1943 79
7	338 113	811 114	1292 113	1797 112	1938 111
9	261 147	747 147	1237 146	1738 145	1899 144
12	111 199	615 199	1120 197	1626 194	1800 193
15		479 246	987 244	1473 241	1650 240

TORQUE (LB IN) 1899
SPEED (RPM) 144

Flow (GPM)

Cont. Int.

Intermittent operation rating applies to 10% of every minute.

Fonctionnement interm. 10% max. de chaque minute d'utilisation.

Performance data based on testing using 10W40 oil with a viscosity of 200 SUS at 54° C (130° F). Performance data is typical. Actual data may vary slightly from one production motor to another.

Les données sur les performances sont basées sur des tests utilisant de l'huile 10W40 d'une viscosité de 200 SUS à 54°C (130°F). Ces données correspondent à des situations typiques. Les données réelles peuvent varier légèrement d'un moteur de production à l'autre.

003 TS.indd, js

Intermittierende Werte maximal 10% von jeder Betriebsminute.

Capacidad de funcionamiento intermitente valida para 10% por cada minuto.

Leistungsdaten sind gemessen mit SAE 10W40 bei einer Viskosität von 43,1 Cst bei 54°C. Geringfügige Abweichungen von den Katalogdaten sind möglich.

Datos tecnicos obtenidos con aceite 10W40 de 200 SUS de viscosidad a 54°C (130°F). Los datos proporcionados son valores típicos. Los valores exactos reales podrían tener una pequeña variación entre distintos motores.



TS 0260 **15.9 cu in / rev**

	PRESSURE (PSID)			
	250	500	750	1000
.5	399 7.2	915 6.9	1431 6.4	1948 6.0
1	412 14.5	936 14.0	1460 13.6	1984 13.1
2	419 29.0	956 28.3	1493 27.6	2030 26.8
3	427 43	971 43	1516 42	2060 41
4	412 58	966 57	1521 57	2076 56
5	401 71	961 71	1521 71	2081 70
7	348 101	915 100	1483 100	2050 99
9	271 130	844 129	1416 128	1989 128
12	133 174	706 173	1278 172	1851 171
15		547 216	1117 215	1687 214

TORQUE (LB IN) 1851
SPEED (RPM) 171

Flow (GPM)

TS 0295 **17.9 cu in / rev**

	PRESSURE (PSID)			
	250	500	750	900
.5	384 6.4	1048 6.0	1713 5.3	2111 4.9
1	394 12.6	1068 12.2	1742 11.7	2146 11.4
2	397 25.6	1093 25.1	1788 24.6	2205 24.3
3	406 39	1107 38	1809 37	2229 36
4	397 50	1107 50	1818 49	2244 49
5	365 64	1088 63	1810 62	2244 61
7	316 90	1038 89	1761 88	2195 87
9	223 115	955 114	1687 113	2126 112
12	60 154	792 153	1524 151	1964 150
15		605 191	1325 189	1757 188

TORQUE (LB IN) 2126
SPEED (RPM) 112

Flow (GPM)

Cont. Int.

Intermittent operation rating applies to 10% of every minute.

Fonctionnement interm. 10% max. de chaque minute d'utilisation.

Performance data based on testing using 10W40 oil with a viscosity of 200 SUS at 54° C (130° F). Performance data is typical. Actual data may vary slightly from one production motor to another.

Les données sur les performances sont basées sur des tests utilisant de l'huile 10W40 d'une viscosité de 200 SUS à 54°C (130°F). Ces données correspondent à des situations typiques. Les données réelles peuvent varier légèrement d'un moteur de production à l'autre.

Intermittierende Werte maximal 10% von jeder Betriebsminute.

Capacidad de funcionamiento intermitente valida para 10% por cada minuto.

Leistungsdaten sind gemessen mit SAE 10W40 bei einer Viskosität von 43,1 Cst bei 54°C. Geringfügige Abweichungen von den Katalogdaten sind möglich.

Datos tecnicos obtenidos con aceite 10W40 de 200 SUS de viscosidad a 54°C (130°F). Los datos proporcionados son valores típicos. Los valores exactos reales podrían tener una pequeña variación entre distintos motores.

003 TS.indd, js



TS 0330 20.0 cu in / rev

	PRESSURE (PSID)		
	250	500	600
.5	481 5.7	1201 5.1	1489 4.6
1	469 11.4	1229 11.1	1533 10.6
2	416 22.8	1258 22.5	1594 21.7
3	377 35	1270 34	1627 33
4	323 46	1266 45	1643 44
5	252 57	1245 56	1643 56
7	154 80	1189 79	1602 78
9	55 103	1099 102	1517 102
12		913 137	1331 136
15		706 171	1087 170

TORQUE (LB IN) 1517
 SPEED (RPM) 102

Flow (GPM)

TS 0365 22.6 cu in / rev

	PRESSURE (PSID)		
	250	500	600
.5	680 5.1	1405 4.9	1650 4.6
1	688 10.2	1438 9.8	1703 9.7
2	686 20.4	1479 19.8	1756 19.6
3	692 30.3	1495 30.2	1784 30.0
4	720 40.2	1487 39.9	1796 39.8
5	703 50.6	1466 50.0	1772 49.8
7	572 70.6	1373 70.1	1695 69.9
9	440 91.4	1251 90.3	1572 89.9
12	189 121.5	1014 120.9	1344 120.7
15		701 151.1	1022 150.9

TORQUE (LB IN) 1695
 SPEED (RPM) 69.9

Flow (GPM)

Cont. Int.

Intermittent operation rating applies to 10% of every minute.

Fonctionnement interm. 10% max. de chaque minute d'utilisation.

Performance data based on testing using 10W40 oil with a viscosity of 200 SUS at 54° C (130° F). Performance data is typical. Actual data may vary slightly from one production motor to another.

Les données sur les performances sont basées sur des tests utilisant de l'huile 10W40 d'une viscosité de 200 SUS à 54°C (130°F). Ces données correspondent à des situations typiques. Les données réelles peuvent varier légèrement d'un moteur de production à l'autre.

Intermittierende Werte maximal 10% von jeder Betriebsminute.

Capacidad de funcionamiento intermitente valida para 10% por cada minuto.

Leistungsdaten sind gemessen mit SAE 10W40 bei einer Viskosität von 43,1 Cst bei 54°C. Geringfügige Abweichungen von den Katalogdaten sind möglich.

Datos tecnicos obtenidos con aceite 10W40 de 200 SUS de viscosidad a 54°C (130°F). Los datos proporcionados son valores tipicos. Los valores exactos reales podrian tener una pequena variacion entre distintos motores.

003 TS.indd.js



TS 0390 24.0 cu in / rev

	PRESSURE (PSID)		
	250	500	600
.5	604 4.5	1324 4.0	1492 3.8
1	640 9.3	1356 9.2	1540 9.0
2	690 18.6	1408 18.1	1608 17.9
3	700 28.4	1440 28.1	1664 27.7
4	705 37.5	1452 37.0	1692 36.8
5	715 48.1	1444 47.1	1712 46.8
7	642 67.2	1392 66.2	1692 65.8
9	496 85.6	1296 85.1	1616 84.9
12	292 115.9	1092 114.5	1412 113.9
15	62 144.1	832 143.1	1140 142.7

TORQUE (LB IN) 1616
 SPEED (RPM) 84.9

Flow (GPM)

Intermittent operation rating applies to 10% of every minute.
 Fonctionnement interm. 10% max. de chaque minute d'utilisation.

Performance data based on testing using 10W40 oil with a viscosity of 200 SUS at 54° C (130° F). Performance data is typical. Actual data may vary slightly from one production motor to another.

Les données sur les performances sont basées sur des tests utilisant de l'huile 10W40 d'une viscosité de 200 SUS à 54°C (130°F). Ces données correspondent à des situations typiques. Les données réelles peuvent varier légèrement d'un moteur de production à l'autre.

Cont. Int.

Intermittierende Werte maximal 10% von jeder Betriebsminute.
 Capacidad de funcionamiento intermitente valida para 10% por cada minuto.

Leistungsdaten sind gemessen mit SAE 10W40 bei einer Viskosität von 43,1 Cst bei 54°C. Geringfügige Abweichungen von den Katalogdaten sind möglich.

Datos tecnicos obtenidos con aceite 10W40 de 200 SUS de viscosidad a 54°C (130°F). Los datos proporcionados son valores tipicos. Los valores exactos reales podrian tener una pequena variacion entre distintos motores.

003 TS.indd, js



Shafts / Abtriebswellen
Arbre / Ejes

LSHT Torqmotors™ and Nichols™ Motors
TS Series / Serie / Série HY13-1590-010/US,EU

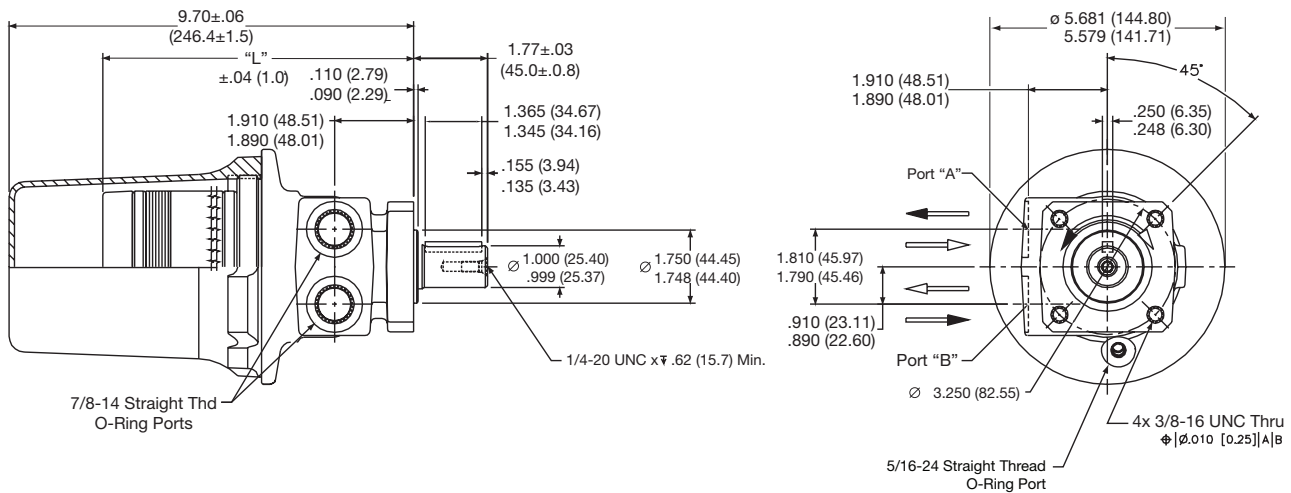
A 5/16-24 straight thread o-ring drain port is provided in the flange of the front housing. This port is to be connected to the reservoir. The purpose of this port is to relieve pressure in the polypropylene rear cover in the rare event of a motor section seal leak.

Maximum side load 300# at 1 inch from mounting face.

Shaft torque is limited to 2000 in-lbs since it is made from 316 stainless steel 1" keyed shaft. Other shaft types or shaft taper locks will increase allowable shaft torque.

Code: FS

**4 Bolt,
7/8"-14 SAE
O-Ring**



* Do not plug 5/16-24 drain port

Code FS disp.	0036	0045	0050	0065	0080	0100	0130	0165	0195	0230	0260	0295	0330	0365	0390
Weight/Gewicht kg	8.3	8.3	8.4	8.5	8.7	8.8	9.0	9.3	9.8	9.9	10.1	10.3	10.7	11.0	11.1
Poids/Peso (lb)	(18.3)	(18.4)	(18.5)	(18.8)	(19.1)	(19.4)	(19.9)	(20.6)	(21.5)	(21.8)	(22.3)	(22.8)	(23.5)	(24.2)	(24.5)
Length "L" mm	164.4	165.5	167.0	170.2	173.3	176.5	182.9	189.2	195.6	201.9	208.3	214.6	221.0	229.6	233.7
"L" (in)	(6.47)	(6.52)	(6.57)	(6.70)	(6.82)	(6.95)	(7.20)	(7.45)	(7.70)	(7.95)	(8.20)	(8.45)	(8.70)	(9.04)	(9.20)

English equivalents for metric specifications are shown in ().

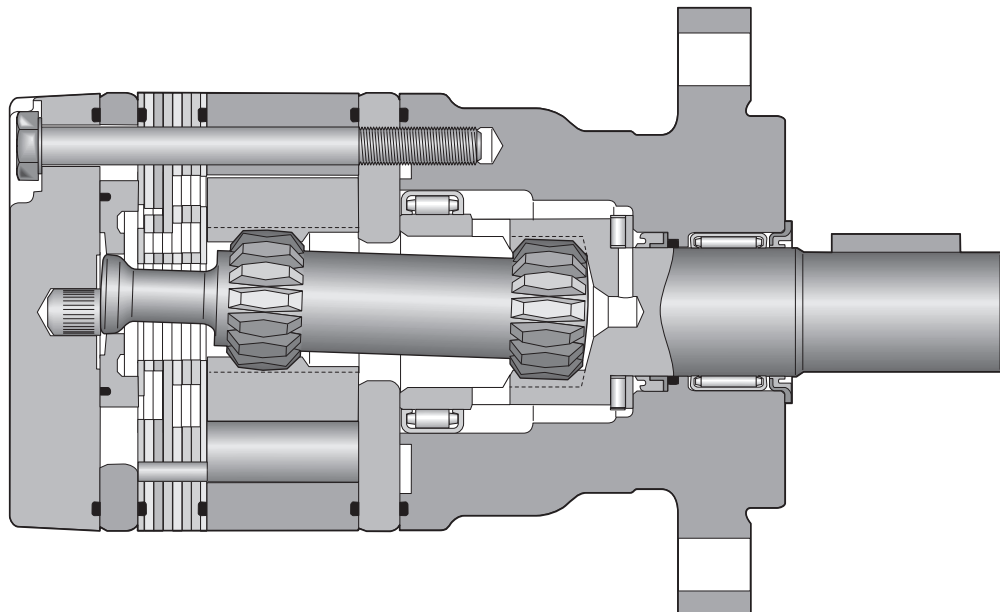
003 TS.indd, js



15 Displacements	(2.2 – 24.0 in ³ /rev)	
15 Schluckvolumen	36 . . . 390 cm ³ /rev	
15 Cylindrée		
15 Desplazamientos		
	Cont	Int
Maximum Pressure	(2030 psid)	(2750 psid)
Eingangsdruck	. . .140 bar	. . .190 bar
Chaute de pression max.		
Presion Maxima		
Maximum Oil Flow	(20 gpm)	
Schluckstrom	. . . 75 lpm	
Débit d'huile		
Caudal Maximo de Aceite		
Maximum Speed	(1142 rpm)	
Drehzahl	1142 rpm	
Vitesse de rotation		
Velocidad Maxima		
	Cont	Int
Maximum Torque	(4139 lb in)	(5728 lb in)
Max Drehmoment	467 Nm	648 Nm
Couple Maxi		
Torque Maximo		
Maximum Side Load at Key	(1500 lb)	
Seitenlast	. . . 6650 N	
Charges latérales		
Carga Maxima Lateral		

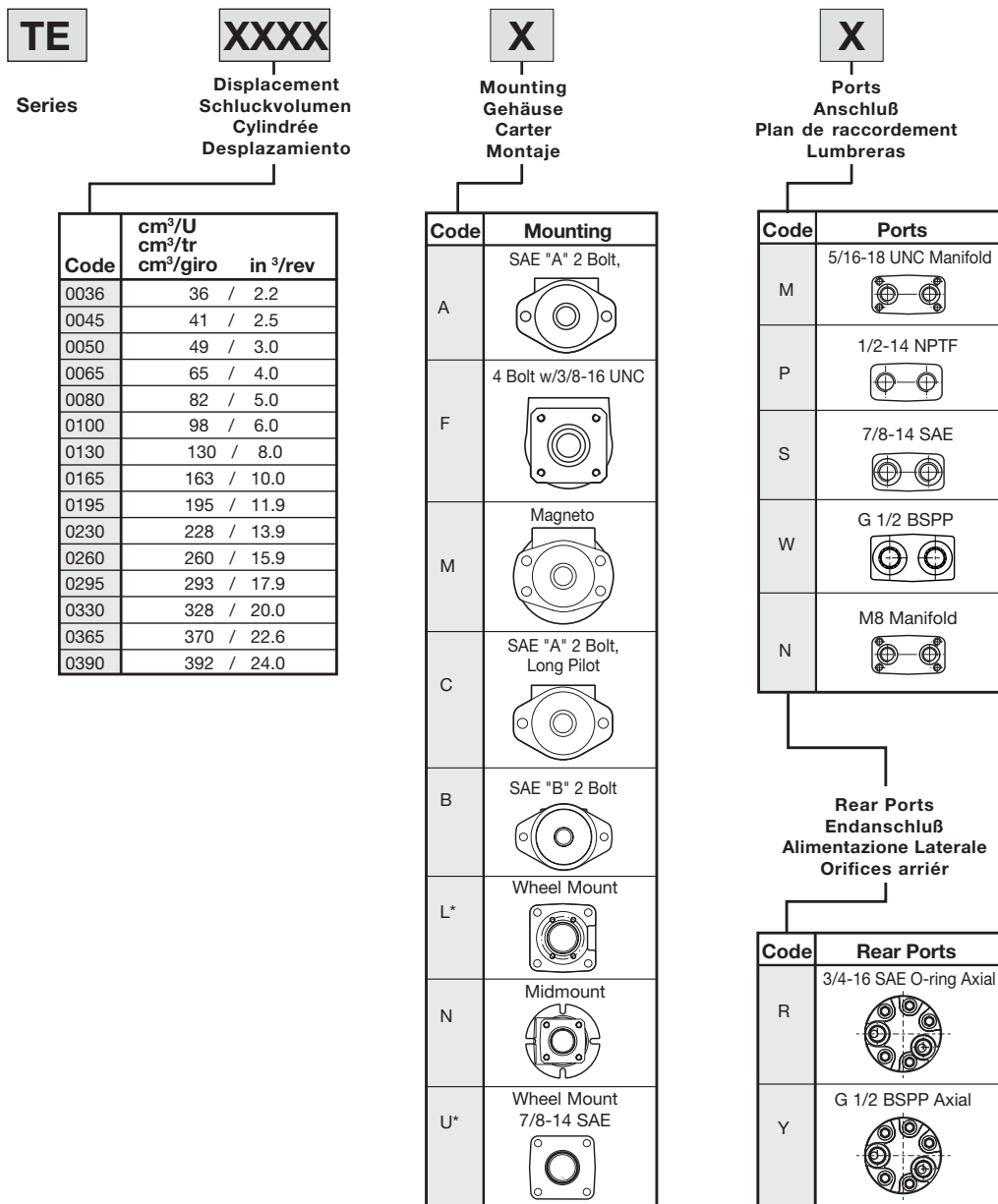
An Improved Light Duty Low Speed, High Torque Motor

This light duty motor has higher pressure ratings than the TB motor, for applications requiring higher torque. Robust roller bearings withstand higher side loads and are suitable for chain and sprocket shaft connections. It uses high pressure shaft seals, robust roller bearings and high flow shaft seal cooling.



004 TE.indd, js





*Not available with port codes M & N

For other available options, see pages 107–108.

004 TE.indd.js



XX		0		XXXX	
Shaft Welle Arbre Eje		Rotation Drehrichtung Direction de rotation Rotacion		Options Opciones	
Code	Shaft	Code	Rotation	Code	Options
09	1" Straight w/0.38" Crosshole 	0	Standard 	AAAA	Black Paint
10	1" Keyed, 	1	Reverse Timed Manifold 	AAAB	No Paint
11	1" 6B Spline 			AAAC	Double Paint
12	Short 1" Tapered 			AAAF ⁶	Castle Nut, Black Paint
13	Long 1" Keyed 			AABP ⁶	Castle Nut, No Paint
21	1" Keyed; Corrosion Resistant 			AAAG	Fluorocarbon Seals, Black Paint
25	1" Tapered 			AAAH	Fluorocarbon Seals, No Paint
26	25mm Keyed w/ 8mm Key 			AAAJ	High Temperature Commutator Seal, Black Paint
28	7/8" 13 Tooth Spline 			AAFG	High Temperature Commutator Seal, No Paint
41	Long 6B Spline 			AABJ ¹	Free Running Rotorset, Black Paint
59*	7/8" 13 Tooth Spline SAE 			AABK ¹	Free Running Rotorset, No Paint
66	25mm Keyed w/ 8mm Key Corrosion Resistant 			AAFW	High Temperature Commutator Seals, Fluorocarbon Seals, Black Paint
70	1" Keyed; Stainless Steel 			AAFA	High Temperature Commutator Seals, Fluorocarbon Seals, No Paint
				AABL ¹	Free Running Rotor Set, No Commutator Seal, Black Paint
				AABM ¹	Free Running Rotor Set, No Commutator Seal, No Paint
				BBDF ⁷	761 PSI/53 Bar Int Bidirectional Relief, Black Paint
				BBDM ⁷	761 PSI/53 Bar Int Bidirectional Relief, No Paint
				BBCV ⁷	921 PSI/64 Bar Int Bidirectional Relief, Black Paint
				BAGA ⁷	1200 PSI/83 Bar Int Bidirectional Relief, Black Paint
				BBCM ⁷	1200 PSI/83 Bar Int Bidirectional Relief, No Paint
				BBCR ⁷	1450 PSI/100 Bar Int Bidirectional Relief, Black Paint
				BBCP ⁷	1450 PSI/100 Bar Int Bidirectional Relief, No Paint
				BBCT ⁷	1560 PSI/108 Bar Int Bidirectional Relief, No Paint
				BBDY ⁷	1740 PSI/120 Bar Int Bidirectional Relief, Black Paint
				BBCK ⁷	1740 PSI/120 Bar Int Bidirectional Relief, No Paint
				BBFZ ^{2,7}	2030 PSI/140 Bar Bidirectional Relief, Black Paint
				BBCN ^{2,7}	2030 PSI/140 Bar Bidirectional Relief, No Paint
				HAAA ⁸	Adjustable External Relief Valve, Black Paint
				HAAB ⁸	Adjustable External Relief Valve, No Paint
				FSA	Speed Sensor, Black Paint
				FSAB	Speed Sensor, No Paint
				AAJV ⁷	Bidirectional Shuttle, 3:30, Black Paint
				AANC ⁷	Bidirectional Shuttle, 3:30, No Paint
				AAUY	Nickel Plated Except Shaft

* Conforms to SAE B recommended length

¹ Not applicable to 0365 or 0390 displacements
² Not available with 0330, 0365 or 0390 displacements
⁶ Only available with 25 shaft
⁷ Not available with R or Y ports
⁸ Only available with M ports

Performance Data / Leistungsdaten
Puissance / Datos Tecnicos

LSHT Torqmotors™ and Nichols™ Motors
TE Series / Serie / Série HY13-1590-010/US,EU

Motor Series TE	cm ³ /rev in ³ /rev	Int rev/min	cont / int* l/min g/min	cont / int* bar psid	max bar psig	cont / int* Nm lb-in	max KW HP	cont / int* Nm lb-in
TE 0036	36 2.2	1141	34 42 9 11	140 190 2030 2750	200 2900	54.6 71.1 483 630	8.5 11.4	44 52 389 460
TE 0045	41 2.5	1024	34 42 9 11	140 190 2030 2750	200 2900	71 99 624 876	10.4 13.9	44 64 411 565
TE 0050	49 3.0	1020	34 50 9 13	140 190 2030 2750	200 2900	90 127 796 1120	12.8 17.2	72 98 637 871
TE 0065	65 4.0	877	45 57 12 15	140 190 2030 2750	200 2900	125 176 1106 1558	14.7 19.8	100 137 885 1211
TE 0080	82 5.0	695	45 57 12 15	140 190 2030 2750	200 2900	160 220 1416 1947	17.3 23.2	128 171 1133 1515
TE 0100	98 6.0	582	45 57 12 15	140 190 2030 2750	200 2900	190 264 1682 2337	17.4 23.4	152 205 1345 1819
TE 0130	130 8.0	438	45 57 12 15	140 190 2030 2750	200 2900	255 352 2257 3116	17.3 23.2	204 274 1806 2423
TE 0165	163 10.0	348	45 57 12 15	140 190 2030 2750	200 2900	310 436 2744 3846	17.0 22.8	248 338 2195 2992
TE 0195	195 11.9	292	45 57 12 15	140 190 2030 2750	200 2900	390 528 3452 4673	17.4 23.4	312 411 2762 3637
TE 0230	228 13.9	328	57 75 15 20	120 165 1740 2400	200 2900	380 514 3363 4554	17.7 23.8	304 411 2691 3637
TE 0260	260 15.9	287	57 75 15 20	110 155 1595 2250	200 2900	400 550 3540 4870	16.7 22.4	320 449 2832 3977
TE 0295	293 17.9	256	57 75 15 20	100 145 1450 2100	200 2900	428 582 3784 5180	15.7 21.0	328 445 2903 3939
TE 0330	328 20.0	228	57 75 15 20	100 135 1450 1950	200 2900	443 600 3926 5312	14.8 19.8	344 453 3045 4014
TE 0365	370 22.6	203	57 75 15 20	95 125 1378 1825	200 2900	467 648 4133 5728	13.6 18.2	373 477 3301 4223
TE 0390	392 24.0	191	57 75 15 20	85 120 1233 1740	200 2900	445 628 3935 5562	12.5 16.8	348 462 3080 4090

Performance data based on testing using 10W40 oil with a viscosity of 43.1 cSt. (200 SUS) at 54° C (130° F). Performance data is typical. Actual data may vary slightly from one production motor to another.

Les données sur les performances sont basées sur des tests utilisant de l'huile 10W40 d'une viscosité de 200 SUS à 54°C (130°F). Ces données correspondent à des situations typiques. Les données réelles peuvent varier légèrement d'un moteur de production à l'autre.

Leistungsdaten sind gemessen mit SAE 10W40 bei einer Viskosität von 43,1 Cst bei 54°C. Geringfügige Abweichungen von den Katalogdaten sind möglich.

Datos técnicos obtenidos con aceite 10W40 de 200 SUS de viscosidad a 54°C (130°F). Los datos proporcionados son valores típicos. Los valores exactos reales podrían tener una pequeña variación entre distintos motores.

* Intermittent operation rating applies to 10% of every minute.
Intermittierende Werte maximal 10% von jeder Betriebsminute.
Fonctionnement interm. 10% max. de chaque minute d'utilisation.
Capacidad de funcionamiento intermitente valida para 10% por cada minuto.

004 TE.indd.js



Performance Data / Leistungsdaten
Puissance / Datos Tecnicos

LSHT Torqmotors™ and Nichols™ Motors
TE Series / Serie / Série HY13-1590-010/US,EU

TE 0036 **2.2 cu in / rev** PRESSURE (PSID)

	500	1000	1500	2000	2750
.5	111 44	225 37	346 25	470 15	
1	113 96	231 86	353 77	480 67	670 40
2	115 202	239 190	365 179	495 169	691 140
3	113 307	241 296	371 282	505 269	709 240
4	109 411	241 397	373 384	509 371	722 340
5	103 516	237 501	371 486	509 470	726 440
7	87 724	225 709	361 691	501 674	711 641
9	72 933	208 916	344 897	482 877	672 841
11	54 1142	190 1117	326 1096	462 1075	629 1045

TORQUE (LB IN) 711
 SPEED (RPM) 641

Flow (GPM)

TE 0045 **2.5 cu in / rev** PRESSURE (PSID)

	500	1000	1500	2000	2750
.5	121 41	272 35	425 28	579 22	808 10
1	126 86	282 79	440 72	599 65	832 50
2	128 176	288 168	452 161	619 152	867 134
3	126 266	287 257	453 249	620 239	868 221
4	123 356	285 346	454 337	624 326	876 306
5	119 446	281 435	451 425	624 413	877 391
7	105 625	270 613	440 601	615 587	872 562
9	94 805	259 791	430 777	605 761	862 733
11	81 983	246 967	415 950	590 930	849 896

TORQUE (LB IN) 872
 SPEED (RPM) 562

Flow (GPM)

Cont. Int.

Intermittent operation rating applies to 10% of every minute.

Fonctionnement interm. 10% max. de chaque minute d'utilisation.

Performance data based on testing using 10W40 oil with a viscosity of 200 SUS at 54° C (130° F). Performance data is typical. Actual data may vary slightly from one production motor to another.

Les donnees sur les performances sont basees sur des tests utilisant de l'huile 10W40 d'une viscosite de 200 SUS a 54°C (130°F). Ces donnees correspondent a des situations typiques. Les donnees reelles peuvent varier legerement d'un moteur de production a l'autre.

Intermittierende Werte maximal 10% von jeder Betriebsminute.

Capacidad de funcionamiento intermitente valida para 6 segundos por cada minuto.

Leistungsdaten sind gemessen mit SAE 10W40 bei einer Viskositäet von 43,1 Cst bei 54°C. Geringfügige Abweichungen von den Katalogdaten sind moeglich.

Datos tecnicos obtenidos con aceite 10W40 de 200 SUS de viscosidad a 54°C (130°F). Los datos proporcionados son valores tipcos. Los valores exactos reales podrian tener una pequena variacion entre distintos motores.

Performance Data / Leistungsdaten
Puissance / Datos Tecnicos

LSHT Torqmotors™ and Nichols™ Motors
TE Series / Serie / Série HY13-1590-010/US,EU

TE 0050 3.0 cu in / rev PRESSURE (PSID)

	500	1000	1500	2000	2750
.5	146 32	327 23	513 13	705 6	
1	159 69	345 60	537 50	727 41	1005 17
2	170 145	364 136	563 124	764 113	1057 85
3	167 225	363 214	565 203	768 191	1066 163
4	169 294	367 282	574 271	784 260	1092 231
5	165 363	365 349	574 339	785 327	1097 297
7	156 501	357 485	568 474	782 460	1096 430
9	141 640	342 621	555 609	771 594	1087 561
13	88 904	295 881	503 869	722 851	1036 819

Flow (GPM)

TORQUE (LB IN) 1096
 SPEED (RPM) 430

TE 0065 4.0 cu in / rev PRESSURE (PSID)

	500	1000	1500	2000	2750
.5	220 24	481 17	743 11	1004 3	
1	232 52	498 45	763 38	1025 31	1411 19
2	239 109	512 102	789 94	1066 85	1469 65
3	238 167	512 159	790 151	1068 141	1474 120
4	237 224	514 215	795 207	1078 197	1492 179
5	233 279	511 271	794 262	1080 252	1502 234
7	216 386	497 376	783 366	1072 356	1497 336
9	195 494	477 483	764 472	1054 460	1481 439
12	152 654	435 641	724 629	1017 617	1445 596
15	102 802	388 789	676 776	969 763	1391 740

Flow (GPM)

TORQUE (LB IN) 1497
 SPEED (RPM) 336

Cont. Int.

Intermittent operation rating applies to 10% of every minute.

Fonctionnement interm. 10% max. de chaque minute d'utilisation.

Performance data based on testing using 10W40 oil with a viscosity of 200 SUS at 54° C (130° F). Performance data is typical. Actual data may vary slightly from one production motor to another.

Les donnees sur les performances sont basees sur des tests utilisant de l'huile 10W40 d'une viscosite de 200 SUS a 54°C (130°F). Ces donnees correspondent a des situations typiques. Les donnees reelles peuvent varier legerement d'un moteur de production a l'autre.

Intermittierende Werte maximal 10% von jeder Betriebsminute.

Capacidad de funcionamiento intermitente valida para 6 segundos por cada minuto.

Leistungsdaten sind gemessen mit SAE 10W40 bei einer Viskosität von 43,1 Cst bei 54°C. Geringfügige Abweichungen von den Katalogdaten sind möglich.

Datos tecnicos obtenidos con aceite 10W40 de 200 SUS de viscosidad a 54°C (130°F). Los datos proporcionados son valores tipicos. Los valores exactos reales podrian tener una pequena variacion entre distintos motores.

TE 0080 5.0 cu in / rev PRESSURE (PSID)

	500	1000	1500	2000	2750
.5	261 17	575 8			
1	276 39	596 30	918 23	1245 13	
2	290 85	631 76	974 68	1310 56	1784 35
3	291 131	633 122	978 113	1319 101	1819 79
4	293 177	642 167	995 158	1347 146	1854 121
5	290 223	641 213	999 203	1359 191	1884 165
7	273 316	628 304	989 293	1353 280	1890 253
9	249 408	603 396	966 384	1334 370	1873 340
12	197 546	551 533	916 519	1287 504	1827 472
15	136 686	494 670	857 655	1226 638	1762 603

TORQUE (LB IN) 1890
SPEED (RPM) 253

Flow (GPM)

TE 0100 6.0 cu in / rev PRESSURE (PSID)

	500	1000	1500	2000	2750
.5	315 14	687 7			
1	332 33	710 26	1083 18	1460 9	
2	348 71	751 64	1152 55	1541 45	2089 27
3	350 109	756 102	1160 92	1556 83	2138 62
4	353 147	768 140	1185 130	1596 120	2189 99
5	349 186	771 178	1197 168	1622 158	2235 137
7	330 263	759 254	1191 244	1624 232	2258 209
9	302 340	731 330	1167 319	1606 307	2246 284
12	243 456	671 444	1111 433	1555 420	2198 394
15	176 572	606 558	1042 546	1484 533	2121 505

TORQUE (LB IN) 2258
SPEED (RPM) 209

Flow (GPM)

Cont. Int.

Intermittent operation rating applies to 10% of every minute.

Fonctionnement interm. 10% max. de chaque minute d'utilisation.

Performance data based on testing using 10W40 oil with a viscosity of 200 SUS at 54° C (130° F). Performance data is typical. Actual data may vary slightly from one production motor to another.

Les donnees sur les performances sont basees sur des tests utilisant de l'huile 10W40 d'une viscosite de 200 SUS a 54°C (130°F). Ces donnees correspondent a des situations typiques. Les donnees reelles peuvent varier legerement d'un moteur de production a l'autre.

Intermittierende Werte maximal 10% von jeder Betriebsminute.

Capacidad de funcionamiento intermitente valida para 6 segundos por cada minuto.

Leistungsdaten sind gemessen mit SAE 10W40 bei einer Viskositäet von 43,1 Cst bei 54°C. Geringfügige Abweichungen von den Katalogdaten sind moeglich.

Datos tecnicos obtenidos con aceite 10W40 de 200 SUS de viscosidad a 54°C (130°F). Los datos proporcionados son valores tipcos. Los valores exactos reales podrian tener una pequena variacion entre distintos motores.

TE 0130 8.0 cu in / rev PRESSURE (PSID)

	500	1000	1500	2000	2750
.5	445 12	962 10	1488 7	2018 3	
1	464 27	996 24	1525 21	2051 17	2835 5
2	482 55	1032 53	1584 49	2136 44	2940 31
3	483 84	1037 81	1594 77	2150 72	2961 60
4	483 113	1051 110	1619 105	2184 100	3015 87
5	478 142	1050 138	1625 133	2201 128	3050 114
7	450 200	1029 195	1613 190	2195 183	3054 169
9	414 257	993 252	1579 247	2166 239	3030 224
12	338 344	915 338	1503 331	2096 323	2961 306
15	252 431	827 424	1408 416	1996 407	2851 389

TORQUE (LB IN) 3054
SPEED (RPM) 169

Flow (GPM)

TE 0165 10.0 cu in / rev PRESSURE (PSID)

	500	1000	1500	2000	2750
.5	552 9	1175 7	1813 4	2457 3	
1	574 21	1213 18	1856 16	2499 12	3465 7
2	597 44	1263 41	1938 38	2614 33	3604 25
3	600 67	1273 64	1955 60	2634 55	3628 46
4	603 90	1299 87	1997 83	2691 78	3705 67
5	597 113	1302 109	2015 105	2727 100	3767 89
7	569 159	1286 155	2009 150	2732 144	3791 133
9	523 205	1244 201	1976 195	2707 189	3773 177
12	429 274	1152 269	1890 263	2630 256	3701 242
15	316 344	1039 338	1769 331	2500 323	3568 308

TORQUE (LB IN) 3791
SPEED (RPM) 133

Flow (GPM)

Cont. Int.

Intermittent operation rating applies to 10% of every minute.

Fonctionnement interm. 10% max. de chaque minute d'utilisation.

Performance data based on testing using 10W40 oil with a viscosity of 200 SUS at 54° C (130° F). Performance data is typical. Actual data may vary slightly from one production motor to another.

Les données sur les performances sont basées sur des tests utilisant de l'huile 10W40 d'une viscosité de 200 SUS à 54°C (130°F). Ces données correspondent à des situations typiques. Les données réelles peuvent varier légèrement d'un moteur de production à l'autre.

Intermittierende Werte maximal 10% von jeder Betriebsminute.

Capacidad de funcionamiento intermitente valida para 6 segundos por cada minuto.

Leistungsdaten sind gemessen mit SAE 10W40 bei einer Viskosität von 43,1 Cst bei 54°C. Geringfügige Abweichungen von den Katalogdaten sind möglich.

Datos tecnicos obtenidos con aceite 10W40 de 200 SUS de viscosidad a 54°C (130°F). Los datos proporcionados son valores típicos. Los valores exactos reales podrian tener una pequeña variacion entre distintos motores.

004 TE.indd.js



Performance Data / Leistungsdaten
Puissance / Datos Tecnicos

LSHT Torqmotors™ and Nichols™ Motors
TE Series / Serie / Série HY13-1590-010/US,EU

TE 0195 11.9 cu in / rev PRESSURE (PSID)

	500	1000	1500	2000	2750
.5	710 8	1519 7	2344 5	3182 3	
1	736 18	1558 16	2387 14	3221 12	4457 6
2	758 37	1596 35	2445 33	3302 30	4558 22
3	758 56	1604 54	2459 51	3315 48	4576 39
4	757 75	1618 73	2482 70	3346 67	4619 56
5	747 95	1615 92	2488 89	3360 85	4643 74
7	705 133	1586 130	2467 127	3343 122	4631 111
9	646 172	1528 169	2415 165	3300 160	4590 147
12	530 230	1408 226	2303 221	3197 215	4494 201
15	394 288	1273 283	2147 278	3027 272	4308 256

TORQUE (LB IN) 4631
 SPEED (RPM) 111

Flow (GPM)

TE 0230 13.9 cu in / rev PRESSURE (PSID)

	500	1000	1500	1750	2000	2400
.5	761 7	1673 6	2614 5	3094 4	3584 3	4331 3
1	791 15	1712 14	2650 13	3128 12	3615 11	4366 9
2	819 32	1764 30	2726 29	3208 28	3692 26	4448 24
3	819 48	1771 47	2737 45	3226 44	3718 42	4482 41
4	821 65	1787 63	2765 61	3256 60	3750 58	4520 56
5	808 81	1786 79	2777 77	3277 76	3778 74	4554 73
7	770 114	1756 112	2755 109	3255 108	3760 106	4535 104
9	705 147	1699 145	2710 142	3216 140	3724 138	4496 137
12	581 197	1582 194	2595 191	3103 189	3617 186	4382 183
15	400 247	1409 243	2437 239	2949 237	3466 235	4216 230
20	64 329	1052 325	2067 321	2580 319	3100 316	3814 311

TORQUE (LB IN) 1894
 SPEED (RPM) 198

Flow (GPM)

Cont. Int.

Intermittent operation rating applies to 10% of every minute.

Fonctionnement interm. 10% max. de chaque minute d'utilisation.

Performance data based on testing using 10W40 oil with a viscosity of 200 SUS at 54°C (130°F). Performance data is typical. Actual data may vary slightly from one production motor to another.

Les données sur les performances sont basées sur des tests utilisant de l'huile 10W40 d'une viscosité de 200 SUS à 54°C (130°F). Ces données correspondent à des situations typiques. Les données réelles peuvent varier légèrement d'un moteur de production à l'autre.

Intermittierende Werte maximal 10% von jeder Betriebsminute.

Capacidad de funcionamiento intermitente valida para 6 segundos por cada minuto.

Leistungsdaten sind gemessen mit SAE 10W40 bei einer Viskosität von 43,1 Cst bei 54°C. Geringfügige Abweichungen von den Katalogdaten sind möglich.

Datos tecnicos obtenidos con aceite 10W40 de 200 SUS de viscosidad a 54°C (130°F). Los datos proporcionados son valores tipicos. Los valores exactos reales podrian tener una pequena variacion entre distintos motores.

004 TE.indd.js



Performance Data / Leistungsdaten
Puissance / Datos Tecnicos

LSHT Torqmotors™ and Nichols™ Motors
TE Series / Serie / Série HY13-1590-010/US,EU

TE 0260 15.9 cu in / rev PRESSURE (PSID)

	500	1000	1500	1650	2250
.5	908 7	1961 6	3048 6	3380 6	4631 5
1	938 14	2006 13	3099 13	3433 12	4692 11
2	971 28	2059 27	3165 26	3501 26	4779 23
3	968 43	2065 42	3177 40	3514 39	4797 38
4	970 57	2081 56	3203 54	3541 53	4837 50
5	957 71	2084 70	3219 68	3561 67	4870 64
7	907 100	2049 98	3198 96	3542 95	4856 91
9	837 129	1985 127	3143 124	3489 123	4799 117
12	692 172	1844 169	3016 166	3367 164	4671 157
15	489 215	1647 212	2830 208	3188 206	4494 200
20	129 287	1255 283	2418 279	2773 277	4031 270

TORQUE (LB IN) 4856
 SPEED (RPM) 91

TE 0295 17.9 cu in / rev PRESSURE (PSID)

	500	1000	1500	1550	2100
.5	1014 6	2216 5	3453 4	3576 4	4900 3
1	1051 12	2270 11	3509 10	3633 10	4963 8
2	1088 25	2334 24	3600 22	3727 22	5092 21
3	1085 38	2338 36	3611 35	3739 34	5110 33
4	1085 50	2353 49	3639 47	3769 47	5152 44
5	1072 63	2352 62	3654 60	3784 59	5180 57
7	1019 89	2311 87	3624 85	3755 84	5159 80
9	939 115	2237 113	3561 110	3693 110	5098 104
12	776 153	2074 151	3403 148	3537 147	4931 142
15	545 192	1853 189	3184 186	3319 185	4689 180
20	126 256	1408 253	2697 249	2826 249	4099 243

TORQUE (LB IN) 5159
 SPEED (RPM) 80

Cont. Int.

Intermittent operation rating applies to 10% of every minute.

Fonctionnement interm. 10% max. de chaque minute d'utilisation.

Performance data based on testing using 10W40 oil with a viscosity of 200 SUS at 54°C (130°F). Performance data is typical. Actual data may vary slightly from one production motor to another.

Les données sur les performances sont basées sur des tests utilisant de l'huile 10W40 d'une viscosité de 200 SUS à 54°C (130°F). Ces données correspondent à des situations typiques. Les données réelles peuvent varier légèrement d'un moteur de production à l'autre.

004 TE.indd.js

Intermittierende Werte maximal 10% von jeder Betriebsminute.

Capacidad de funcionamiento intermitente valida para 6 segundos por cada minuto.

Leistungsdaten sind gemessen mit SAE 10W40 bei einer Viskosität von 43,1 Cst bei 54°C. Geringfügige Abweichungen von den Katalogdaten sind möglich.

Datos tecnicos obtenidos con aceite 10W40 de 200 SUS de viscosidad a 54°C (130°F). Los datos proporcionados son valores tipicos. Los valores exactos reales podrian tener una pequena variacion entre distintos motores.



TE 0330 20.0 cu in / rev PRESSURE (PSID)

	500	1000	1500	1950
.5	1184 5	2507 5	3722 4	5040 3
1	1218 11	2558 10	3772 9	5093 8
2	1258 22	2632 21	3867 20	5224 19
3	1251 34	2633 32	3879 31	5242 30
4	1249 45	2649 44	3909 42	5287 40
5	1229 57	2648 55	3926 53	5312 50
7	1162 80	2600 78	3898 75	5296 71
9	1064 103	2518 100	3829 98	5219 93
12	875 137	2333 135	3657 131	5026 127
15	621 171	2081 169	3420 165	4770 160
20	163 229	1576 226	2875 222	4129 214

TORQUE (LB IN) 5219
 SPEED (RPM) 93

TE 0365 22.6 cu in / rev PRESSURE (PSID)

	500	1000	1325	1825
.5	1393 5	2942 4	3974 4	5539 3
1	1444 10	3005 9	4036 8	5599 7
2	1494 20	3090 19	4131 18	5714 17
3	1485 30	3082 29	4125 28	5709 27
4	1477 40	3089 39	4139 37	5728 36
5	1452 50	3075 49	4130 47	5719 45
7	1371 70	3009 69	4071 67	5654 63
9	1260 90	2899 89	3669 87	5543 84
12	1002 121	2658 119	3737 117	5283 113
15	700 151	2355 149	3432 146	4937 142
20	152 201	1776 199	2838 196	4228 191

TORQUE (LB IN) 5543
 SPEED (RPM) 84

Cont. Int.

Intermittent operation rating applies to 10% of every minute.

Fonctionnement interm. 10% max. de chaque minute d'utilisation.

Performance data based on testing using 10W40 oil with a viscosity of 200 SUS at 54°C (130°F). Performance data is typical. Actual data may vary slightly from one production motor to another.

Les données sur les performances sont basées sur des tests utilisant de l'huile 10W40 d'une viscosité de 200 SUS à 54°C (130°F). Ces données correspondent à des situations typiques. Les données réelles peuvent varier légèrement d'un moteur de production à l'autre.

004 TE.indd.js

Intermittierende Werte maximal 10% von jeder Betriebsminute.

Capacidad de funcionamiento intermitente valida para 6 segundos por cada minuto.

Leistungsdaten sind gemessen mit SAE 10W40 bei einer Viskosität von 43,1 Cst bei 54°C. Geringfügige Abweichungen von den Katalogdaten sind möglich.

Datos tecnicos obtenidos con aceite 10W40 de 200 SUS de viscosidad a 54°C (130°F). Los datos proporcionados son valores tipicos. Los valores exactos reales podrian tener una pequena variacion entre distintos motores.



TE 0390 24.0 cu in / rev PRESSURE (PSID)

	500	1000	1250	1750
.5	1326 4	2889 3	3682 2	5244 2
1	1380 9	2934 7	3724 7	5283 6
2	1443 18	3034 17	3840 15	5427 13
3	1442 28	3049 26	3861 25	5458 22
4	1454 37	3084 36	3905 34	5518 32
5	1447 47	3104 45	3935 44	5562 40
7	1393 66	3080 64	3923 62	5559 60
9	1297 85	3013 83	3868 81	5507 79
12	1088 114	2818 112	3686 110	5308 106
15	797 143	2539 140	3414 138	5002 135
20	264 191	2006 188	2880 186	4374 182

TORQUE (LB IN) 5559
 SPEED (RPM) 60

Flow (GPM)

Cont. Int.

Intermittent operation rating applies to 10% of every minute.

Fonctionnement interm. 10% max. de chaque minute d'utilisation.

Performance data based on testing using 10W40 oil with a viscosity of 200 SUS at 54° C (130° F). Performance data is typical. Actual data may vary slightly from one production motor to another.

Les donnees sur les performances sont basees sur des tests utilisant de l'huile 10W40 d'une viscosite de 200 SUS a 54°C (130°F). Ces donnees correspondent a des situations typiques. Les donnees reelles peuvent varier legerement d'un moteur de production a l'autre.

Intermittierende Werte maximal 10% von jeder Betriebsminute.

Capacidad de funcionamiento intermitente valida para 6 segundos por cada minuto.

Leistungsdaten sind gemessen mit SAE 10W40 bei einer Viskosität von 43,1 Cst bei 54°C. Geringfügige Abweichungen von den Katalogdaten sind möglich.

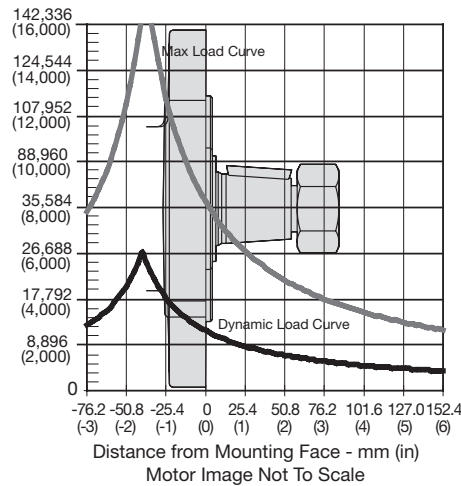
Datos tecnicos obtenidos con aceite 10W40 de 200 SUS de viscosidad a 54°C (130°F). Los datos proporcionados son valores tipicos. Los valores exactos reales podrian tener una pequena variacion entre distintos motores.

Radial Load / Radiale Wellenbelastung Charges Radiales / Carga Radial

LSHT Torqmotors™ and Nichols™ Motors TE Series / Serie / Série HY13-1590-010/US,EU

Flange Mount / Standardgehäuse Monture à bride(s) / Montaje de brida

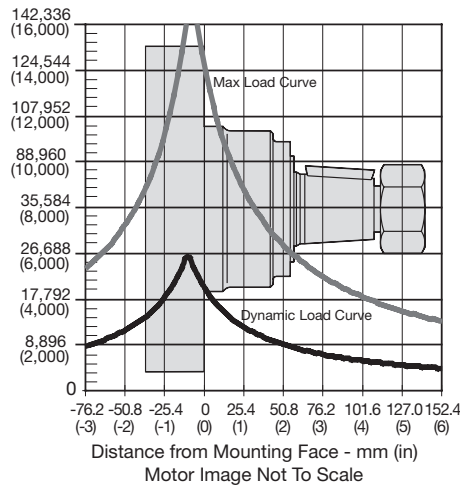
Side Load - N (lbs)



The dynamic side load curve is based on uni-directional steady state loads for L_{10} bearing life at 3×10^6 revolutions. Die zulässige auslegbare radiale Wellenbelastungskurve ist unter ruhenden, einseitig statisch gerichteten Lastverhältnissen auf eine L_{10} Lebensdauer mit 3×10^6 Umdrehungen kalkuliert. La courbe de charge latérale permise se base sur des charges unidirectionnelles en régime permanent pour le roulement L_{10} à 3×10^6 révolutions. La curva de valores admisibles de carga lateral está basada en cargas constantes para cojinetes L_{10} a 3×10^6 revoluciones.

Wheel Mount / Radnabengehäuse Monture à roue / Montaje de rueda

Side Load - N (lbs)



The maximum load curve is defined by bearing static load capacity. This curve should not be exceeded at any time including shock loads. Die maximale radiale Wellenbelastungskurve ist definiert als maximale statische Last ohne Drehzahl. Sie gilt als Grenze und sollte keinesfalls überschritten werden. La courbe de charge maximale est définie par la capacité de charge statique portante. Cette courbe ne devrait être dépassée en aucun moment y compris pour les charges par à-coups. La curva de carga máxima queda definida por la capacidad de carga estática del cojinete. No se deben superar los valores de esta curva, ni siquiera con cargas provisionarias de impacto.

Equation to Calculate the Expected Radial Bearing Life Gleichung zur Ermittlung der Lagerlebensdauer

Equation to calculate the dynamic bearing life for a given load:
Bestimmung der erlaubten radialen Wellenbelastung mit vorgegebener Last

Use F_a , F_b and S in equation to determine hours of L_{10} bearing life.
Die Lebensdauer in Stunden ergibt sich durch einsetzen von F_a , F_b , und S in die nachstehende Formel.

$$L = \frac{3.0 \times 10^6}{60 \times S} \left\{ \frac{F_a}{F_b} \right\}^{3.33}$$

Where / Mit:

- S = Shaft Speed RPM / Abtriebswellendrehzahl in min^{-1}
- L = Life In Hours / Lebensdauer in Stunden
- F_a = Allowable side load defined by above curve at a distance from mounting flange. / Erlaubte radiale Wellenbelastung als Funktion der Laenge
- F_b = Application side load. / Anwendungsseitige Wellenbelastung

Note: Calculations are based on L_{10} bearing life per ISO 281.
Auslegung basiert auf einer L_{10} Lebensdauer nach ISO 281

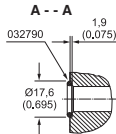
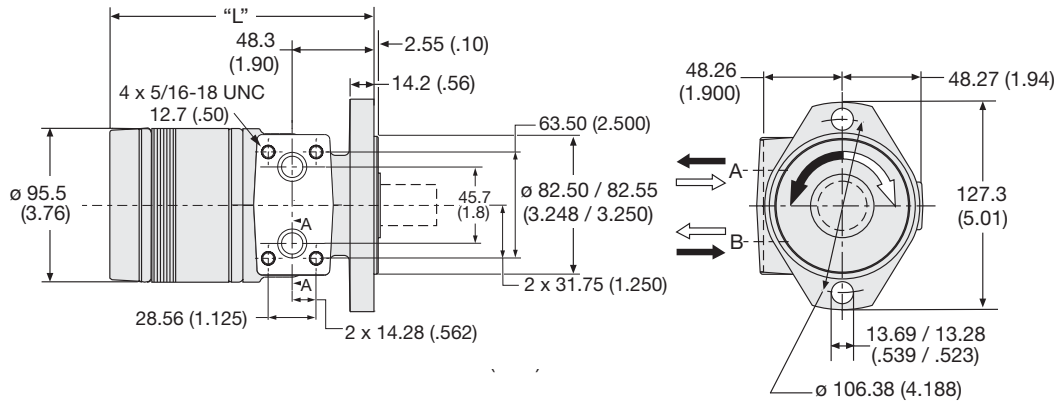
004 TE.indd.js



Mounting, Ports/Gehäuse, Anschlüsse
Carter, Orifices / Montaje, Lumbreras

LSHT Torqmotors™ and Nichols™ Motors
TE Series / Serie / Série HY13-1590-010/US,EU

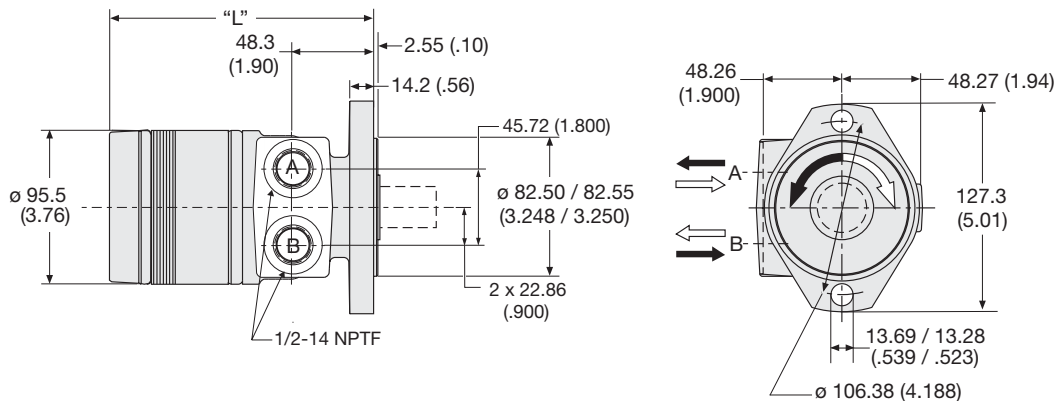
Code: AM
SAE A 2-Bolt, Manifold



Motor with manifold mount is supplied with 2 O-rings.
 Zum Motor mit Universalanschluß werden 2 O-Ringe geliefert.
 Deux joints toriques sont livrés avec les moteurs a plan de raccordement universel.
 Il blocchetto connessioni è corredato da 2 OR.

Code AM disp.	0036	0045	0050	0065	0080	0100	0130	0165	0195	0230	0260	0295	0330	0365	0390
Weight/Gewicht kg	5.87	6.03	6.12	6.26	6.35	6.49	6.76	7.03	7.35	7.58	7.80	8.07	8.35	8.66	8.80
Poids/Peso (lb)	(12.9)	(13.3)	(13.5)	(13.8)	(14.0)	(14.3)	(14.9)	(15.5)	(16.2)	(16.7)	(17.2)	(17.8)	(18.4)	(19.1)	(19.4)
Length "L" mm	132.6	136.1	137.7	140.7	144.0	147.1	153.4	159.8	166.1	172.5	178.8	185.1	191.5	200.2	202.2
"L" (in)	(5.22)	(5.36)	(5.42)	(5.54)	(5.67)	(5.79)	(6.04)	(6.29)	(6.54)	(6.79)	(7.04)	(7.29)	(7.54)	(7.88)	(8.04)

Code: AP
SAE A 2-Bolt, 1/2-14 NPTF Pipe



Code AP disp.	0036	0045	0050	0065	0080	0100	0130	0165	0195	0230	0260	0295	0330	0365	0390
Weight/Gewicht kg	5.87	6.03	6.12	6.26	6.35	6.49	6.76	7.03	7.35	7.58	7.80	8.07	8.35	8.66	8.80
Poids/Peso (lb)	(12.9)	(13.3)	(13.5)	(13.8)	(14.0)	(14.3)	(14.9)	(15.5)	(16.2)	(16.7)	(17.2)	(17.8)	(18.4)	(19.1)	(19.4)
Length "L" mm	132.6	136.1	137.7	140.7	144.0	147.1	153.4	159.8	166.1	172.5	178.8	185.1	191.5	200.2	202.2
"L" (in)	(5.22)	(5.36)	(5.42)	(5.54)	(5.67)	(5.79)	(6.04)	(6.29)	(6.54)	(6.79)	(7.04)	(7.29)	(7.54)	(7.88)	(8.04)

English equivalents for metric specifications are shown in ().

004 TE.indd.js

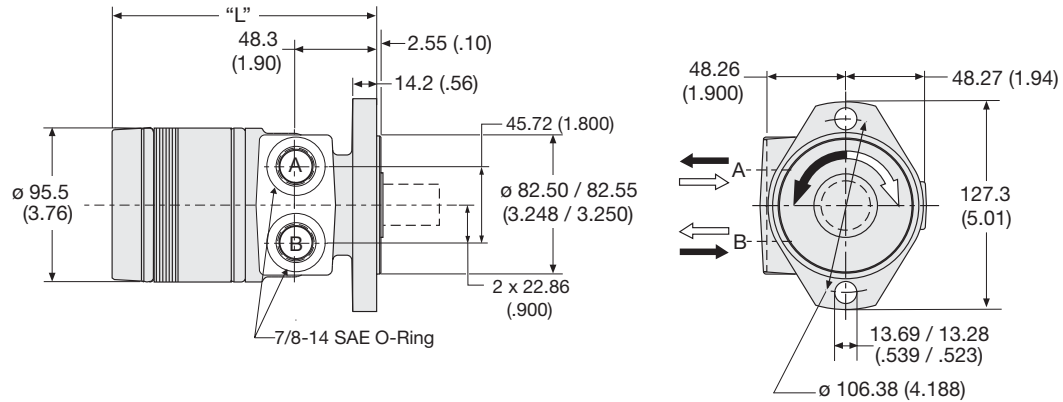


Mounting, Ports/Gehäuse, Anschlüsse
Carter, Orifices / Montaje, Lumbreras

LSHT Torqmotors™ and Nichols™ Motors
TE Series / Serie / Série HY13-1590-010/US,EU

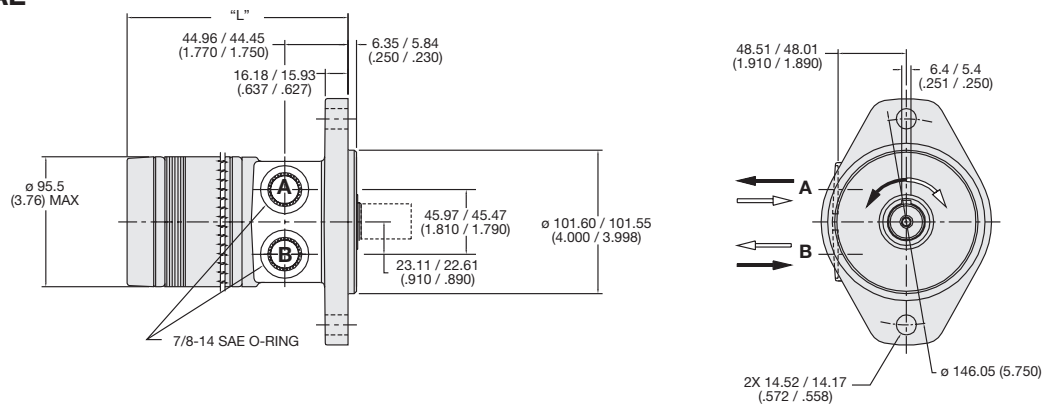
Code: AS

SAE A 2-Bolt, 7/8-14 SAE O-Ring



Code AS disp.	0036	0045	0050	0065	0080	0100	0130	0165	0195	0230	0260	0295	0330	0365	0390
Weight/Gewicht kg	5.87	6.03	6.12	6.26	6.35	6.49	6.76	7.03	7.35	7.58	7.80	8.07	8.35	8.66	8.80
Poids/Peso (lb)	(12.9)	(13.3)	(13.5)	(13.8)	(14.0)	(14.3)	(14.9)	(15.5)	(16.2)	(16.7)	(17.2)	(17.8)	(18.4)	(19.1)	(19.4)
Length"L" mm	132.6	136.1	137.7	140.7	144.0	147.1	153.4	159.8	166.1	172.5	178.8	185.1	191.5	200.2	202.2
"L" (in)	(5.22)	(5.36)	(5.42)	(5.54)	(5.67)	(5.79)	(6.04)	(6.29)	(6.54)	(6.79)	(7.04)	(7.29)	(7.54)	(7.88)	(8.04)

Code: BS
SAE B 2-Bolt
7/8-14 SAE



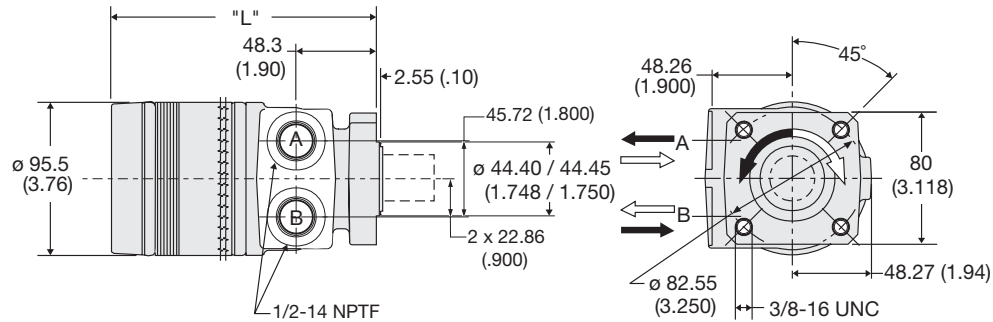
Code BS disp.	0036	0045	0050	0065	0080	0100	0130	0165	0195	0230	0260	0295	0330	0365	0390
Weight/Gewicht kg	7.27	7.34	7.48	7.62	7.71	7.84	8.11	8.39	8.70	8.93	9.16	9.43	9.70	9.97	10.1
Poids/Peso (lb)	(15.9)	(16.3)	(16.5)	(16.8)	(17.0)	(17.3)	(17.9)	(18.5)	(19.2)	(19.7)	(20.2)	(20.8)	(21.4)	(22.0)	(22.4)
Length"L" mm	131.5	132.5	134.1	137.1	140.4	143.5	149.8	156.2	162.5	168.9	175.2	181.6	187.9	196.5	200.9
"L" (in)	(5.18)	(5.22)	(5.28)	(5.40)	(5.53)	(5.65)	(5.90)	(6.15)	(6.40)	(6.65)	(6.90)	(7.15)	(7.40)	(7.74)	(7.91)

English equivalents for metric specifications are shown in ().

004 TE.indd.js

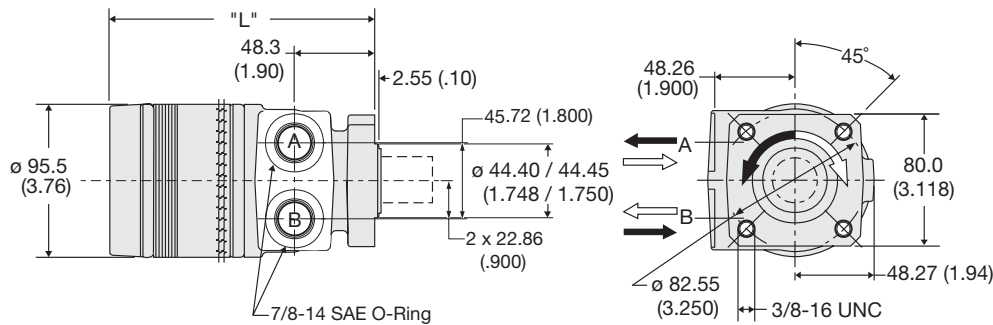


Code: FP
Four Bolt, 1/2-14 NPTF Pipe



Code FP disp.	0036	0045	0050	0065	0080	0100	0130	0165	0195	0230	0260	0295	0330	0365	0390
Weight/Gewicht kg	5.58	5.62	5.67	5.80	5.94	6.08	6.31	6.62	7.03	7.17	7.39	7.62	7.94	8.26	8.39
Poids/Peso (lb)	(12.3)	(12.4)	(12.5)	(12.8)	(13.1)	(13.4)	(13.9)	(14.6)	(15.5)	(15.8)	(16.3)	(16.8)	(17.5)	(18.2)	(18.5)
Length "L" mm	132.6	136.1	137.7	140.7	144.0	147.1	153.4	159.8	166.1	172.5	178.8	185.1	191.5	200.2	202.2
"L" (in)	(5.22)	(5.36)	(5.42)	(5.54)	(5.67)	(5.79)	(6.04)	(6.29)	(6.54)	(6.79)	(7.04)	(7.29)	(7.54)	(7.88)	(8.04)

Code: FS
Four Bolt, 7/8-14 SAE O-Ring



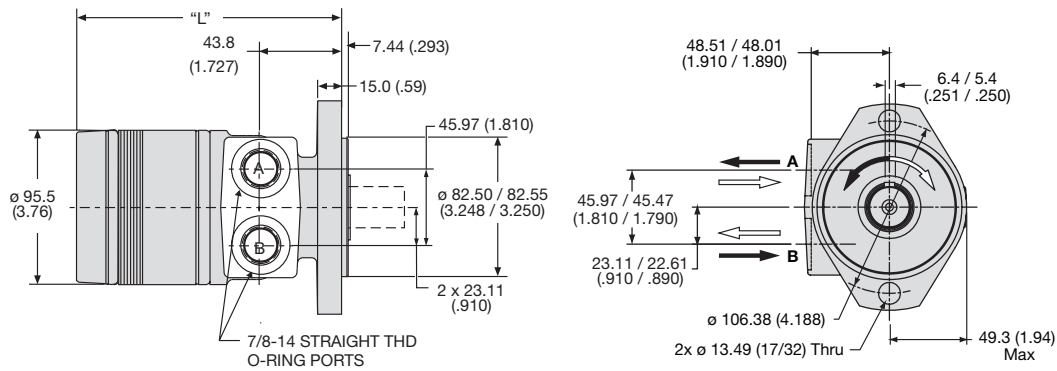
Code FS disp.	0036	0045	0050	0065	0080	0100	0130	0165	0195	0230	0260	0295	0330	0365	0390
Weight/Gewicht kg	5.58	5.62	5.67	5.80	5.94	6.08	6.31	6.62	7.03	7.17	7.39	7.62	7.94	8.26	8.39
Poids/Peso (lb)	(12.3)	(12.4)	(12.5)	(12.8)	(13.1)	(13.4)	(13.9)	(14.6)	(15.5)	(15.8)	(16.3)	(16.8)	(17.5)	(18.2)	(18.5)
Length "L" mm	132.6	136.1	137.7	140.7	144.0	147.1	153.4	159.8	166.1	172.5	178.8	185.1	191.5	200.2	202.2
"L" (in)	(5.22)	(5.36)	(5.42)	(5.54)	(5.67)	(5.79)	(6.04)	(6.29)	(6.54)	(6.79)	(7.04)	(7.29)	(7.54)	(7.88)	(8.04)

English equivalents for metric specifications are shown in ().

004 TE.indd.js

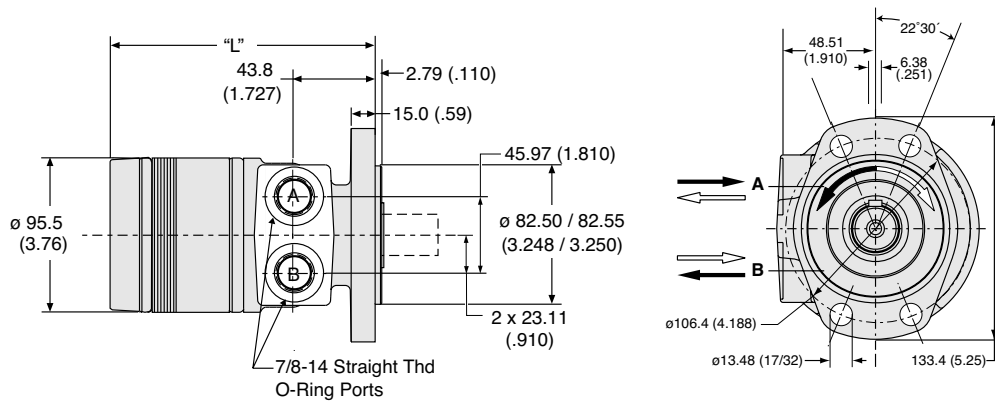


Code: CS
SAE "A" 2-Bolt Long Pilot, 7/8-14 SAE O-Ring



Code CS	disp.	0036	0045	0050	0065	0080	0100	0130	0165	0195	0230	0260	0295	0330	0365	0390
Weight/Gewichtkg		5.87	6.03	6.12	6.26	6.35	6.49	6.76	7.03	7.35	7.58	7.80	8.07	8.35	8.66	8.80
Poids/Peso	(lb)	(12.9)	(13.3)	(13.5)	(13.8)	(14.0)	(14.3)	(14.9)	(15.5)	(16.2)	(16.7)	(17.2)	(17.8)	(18.4)	(19.1)	(19.4)
Length	"L" mm	130.4	131.5	132.9	136.1	139.3	142.5	148.8	155.2	161.5	167.9	174.2	180.6	186.9	195.6	199.7
	"L" (in)	(5.13)	(5.18)	(5.23)	(5.36)	(5.48)	(5.61)	(5.86)	(6.11)	(6.36)	(6.61)	(6.86)	(7.11)	(7.36)	(7.70)	(7.86)

Code: MS
Magneto, 7/8-14 SAE O-Ring



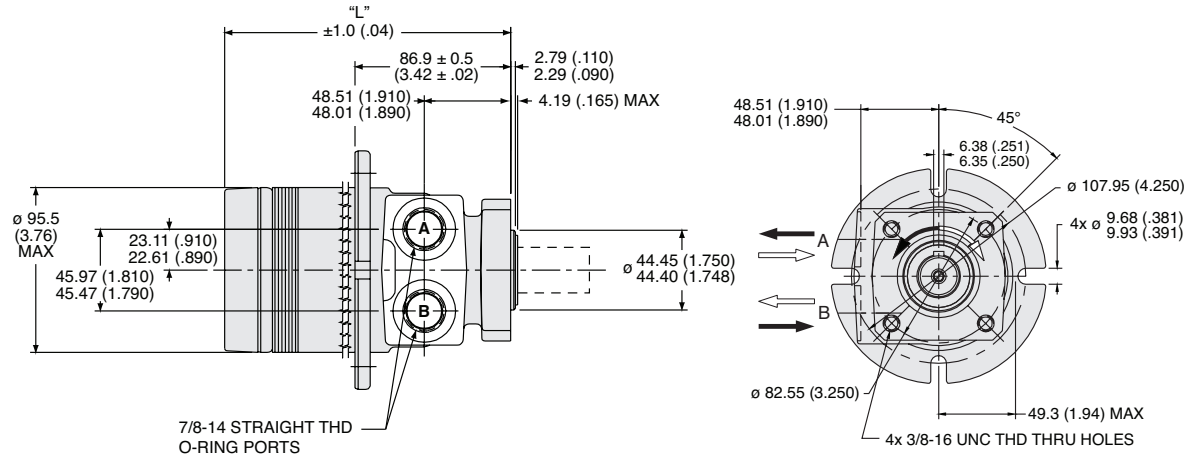
Code MS	disp.	0036	0045	0050	0065	0080	0100	0130	0165	0195	0230	0260	0295	0330	0365	0390
Weight/Gewicht	kg	6.16	6.30	6.40	6.53	6.62	6.76	7.03	7.30	7.62	7.85	8.12	8.35	8.62	8.94	9.07
Poids/Peso	(lb)	(13.6)	(13.9)	(14.1)	(14.4)	(14.6)	(14.9)	(15.5)	(16.1)	(16.8)	(17.3)	(17.9)	(18.4)	(19.0)	(19.7)	(20.0)
Length	"L" mm	135.1	136.1	137.6	140.8	144.0	147.1	153.5	159.8	166.2	172.5	178.9	185.2	191.6	200.2	204.3
	"L" (in)	(5.32)	(5.36)	(5.42)	(5.54)	(5.67)	(5.79)	(6.04)	(6.29)	(6.54)	(6.79)	(7.04)	(7.29)	(7.54)	(7.88)	(8.04)

English equivalents for metric specifications are shown in ().

004 TE.indd.js

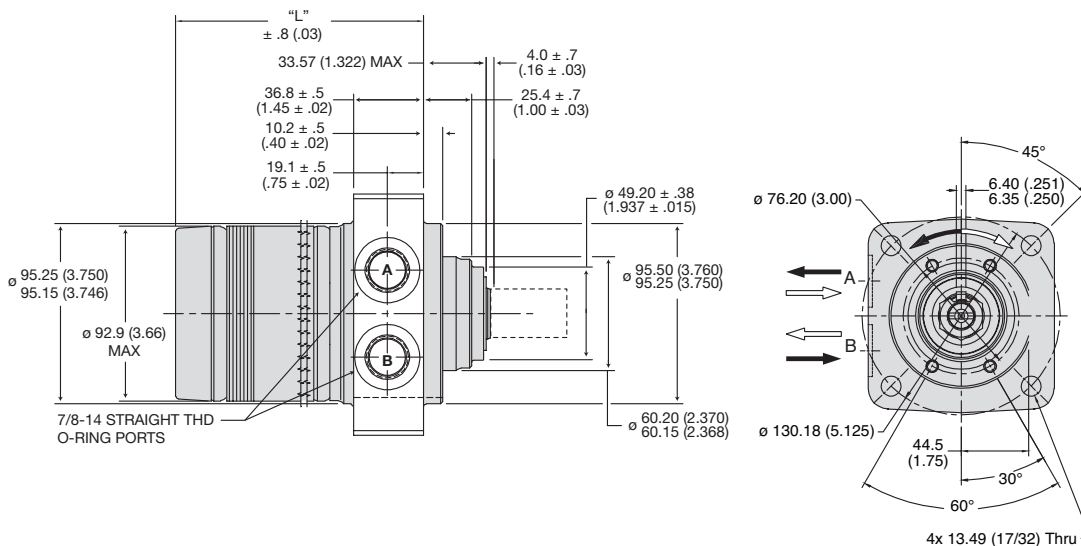


Code: NS
Midmount, 7/8-14 SAE O-Ring



Code NS	disp.	0036	0045	0050	0065	0080	0100	0130	0165	0195	0230	0260	0295	0330	0365	0390
Weight/Gewicht kg	5.58	5.62	5.67	5.80	5.94	6.08	6.31	6.62	7.03	7.17	7.39	7.62	7.94	8.26	8.39	
Poids/Peso (lb)	(12.3)	(12.4)	(12.5)	(12.8)	(13.1)	(13.4)	(13.9)	(14.6)	(15.5)	(15.8)	(16.3)	(16.8)	(17.5)	(18.2)	(18.5)	
Length	"L" mm	132.6	136.1	137.6	140.8	144.0	147.1	153.5	159.8	166.2	172.5	178.9	185.2	191.6	200.2	204.3
"L" (in)	(5.22)	(5.36)	(5.42)	(5.54)	(5.67)	(5.79)	(6.04)	(6.29)	(6.54)	(6.79)	(7.04)	(7.29)	(7.54)	(7.88)	(8.04)	

Code: LS
Wheel Mount, 7/8-14 SAE O-Ring



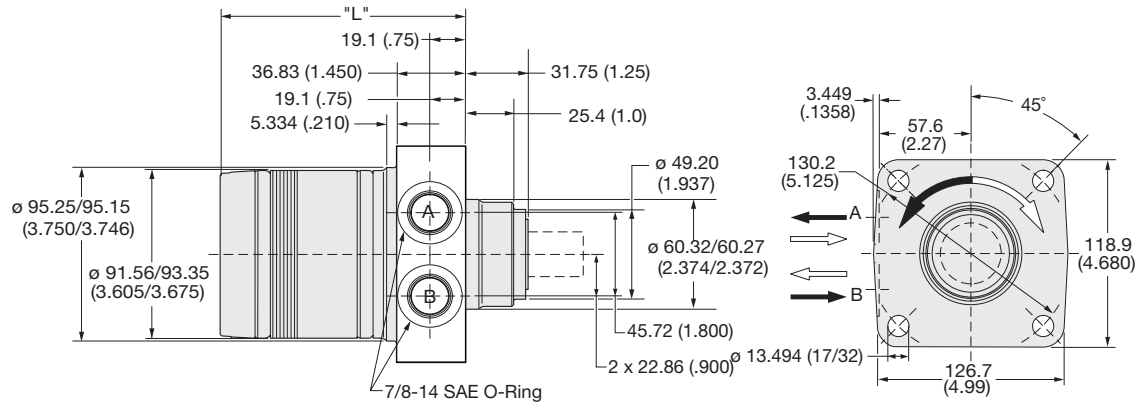
Code LS	disp.	0036	0045	0050	0065	0080	0100	0130	0165	0195	0230	0260	0295	0330	0365	0390
Weight/Gewicht kg	6.67	6.80	6.90	7.00	7.10	7.20	7.60	7.80	8.10	8.30	8.60	8.80	9.10	9.40	9.60	
Poids/Peso (lb)	(14.7)	(15.0)	(15.2)	(15.4)	(15.6)	(15.8)	(16.7)	(17.2)	(17.9)	(18.3)	(19.0)	(19.4)	(20.0)	(20.7)	(21.2)	
Length	"L" mm	105.8	106.9	108.5	111.5	114.7	117.9	124.3	130.6	137.0	143.3	149.7	156.0	162.4	171.0	175.1
"L" (in)	(4.17)	(4.21)	(4.27)	(4.39)	(4.52)	(4.64)	(4.89)	(5.14)	(5.39)	(5.64)	(5.89)	(6.14)	(6.39)	(6.73)	(6.89)	

English equivalents for metric specifications are shown in ().

004 TE.indd, js



Code: US
Wheel Mount, 7/8-14 SAE O-Ring



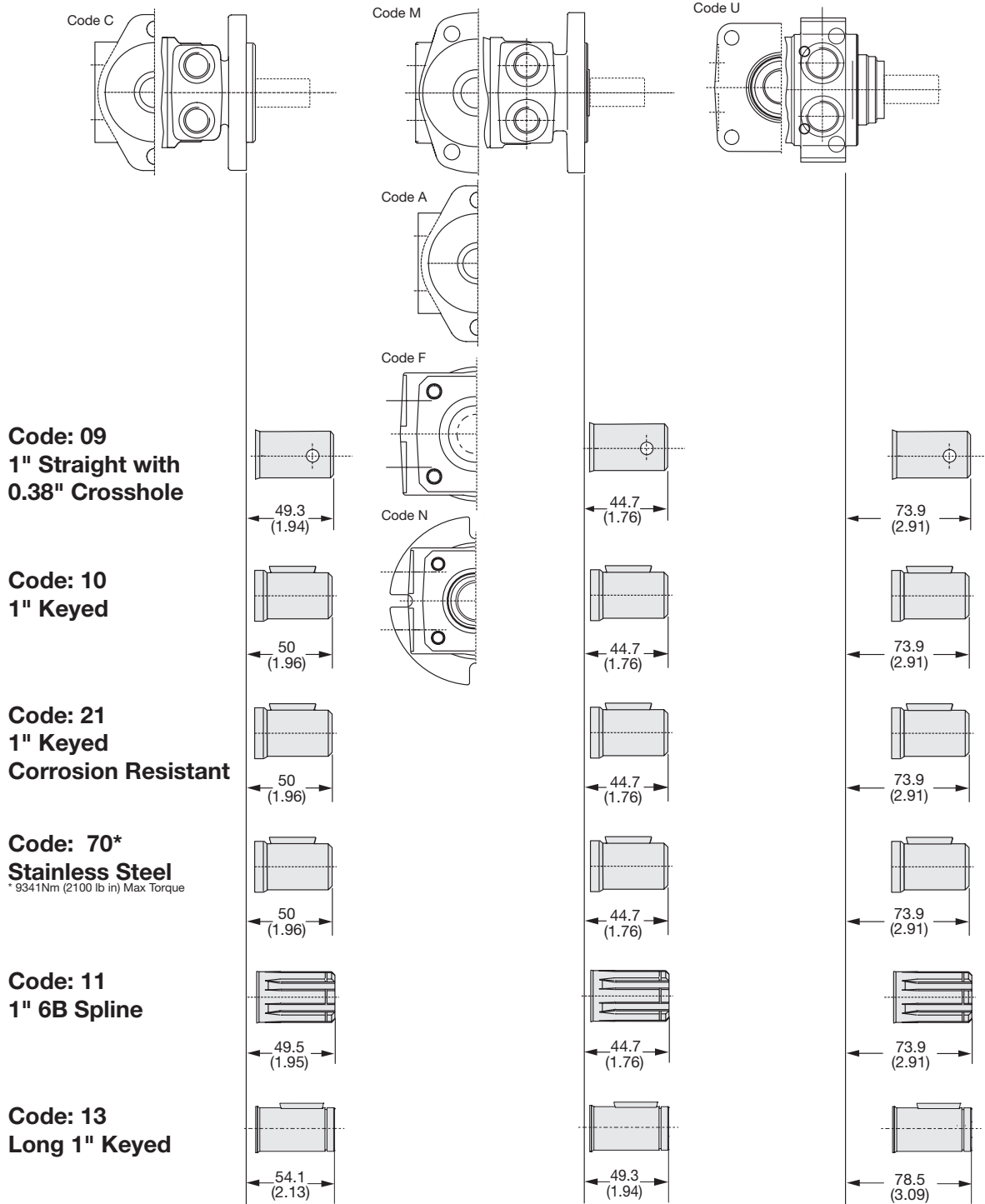
Code US	disp.	0036	0045	0050	0065	0080	0100	0130	0165	0195	0230	0260	0295	0330	0365	0390
Weight/Gewicht	kg	6.67	6.80	6.90	7.00	7.10	7.20	7.60	7.80	8.10	8.30	8.60	8.80	9.10	9.40	9.60
Poids/Peso	(lb)	(14.7)	(15.0)	(15.2)	(15.4)	(15.6)	(15.8)	(16.7)	(17.2)	(17.9)	(18.3)	(19.0)	(19.4)	(20.0)	(20.7)	(21.2)
Length	"L" mm	105.8	106.9	108.5	111.5	114.7	117.9	124.3	130.6	137.0	143.3	149.7	156.0	162.4	171.0	175.1
	"L" (in)	(4.17)	(4.21)	(4.27)	(4.39)	(4.52)	(4.64)	(4.89)	(5.14)	(5.39)	(5.64)	(5.89)	(6.14)	(6.39)	(6.73)	(6.89)

English equivalents for metric specifications are shown in ().

English equivalents for metric specifications are shown in ().

004 TE.indd, js



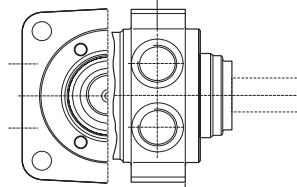


English equivalents for metric specifications are shown in ().

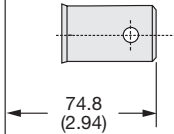
004 TE.indd.js



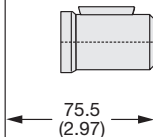
Code L



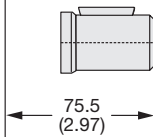
Code: 09
1" Straight with
0.38" Crosshole



Code: 10
1" Keyed

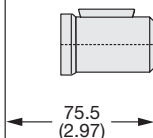


Code: 21
1" Keyed
Corrosion Resistant

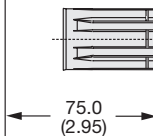


Code: 70*
1" Keyed, 1/4" Tap,
Stainless Steel

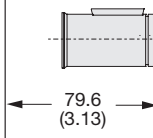
* 9341Nm (2100 lb in) Max Torque



Code: 11
1" 6B Spline



Code: 13
Long 1" Keyed

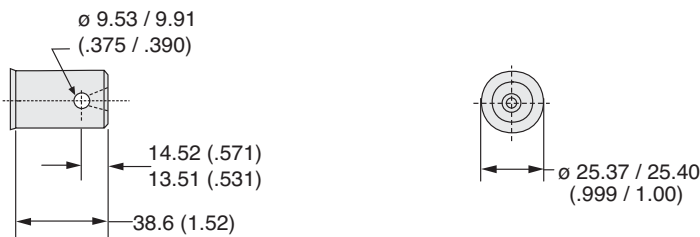


English equivalents for metric specifications are shown in ().

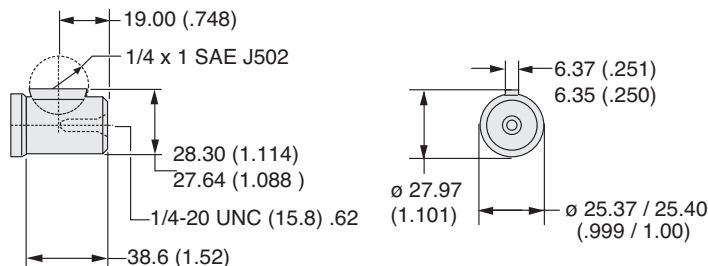
004 TE.indd.js



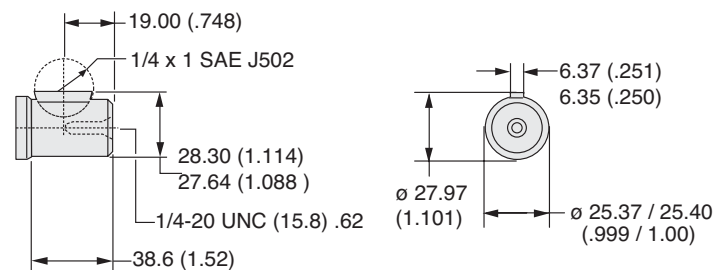
Code: 09
1" Straight with
0.38" Crosshole



Code: 10
1" Keyed

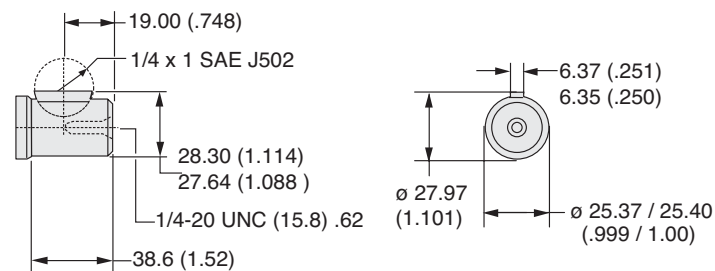


Code: 21
1" Keyed
Corrosion Resistant



Code: 70*
1" Keyed, 1/4" Tap,
Stainless Steel

* 9341Nm (2100 lb in) Max Torque

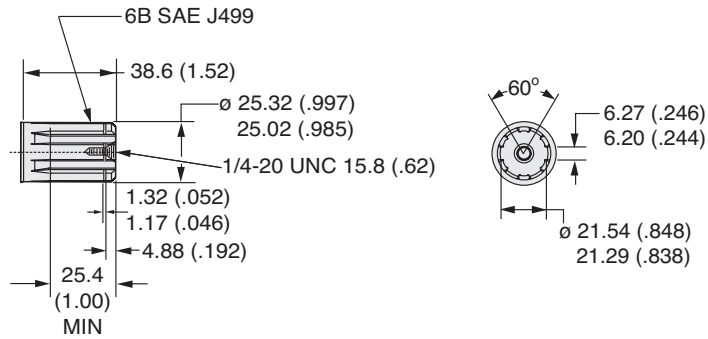


English equivalents for metric specifications are shown in ().

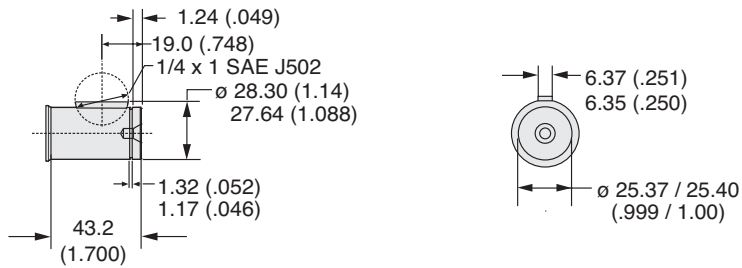
004 TE.indd.js



Code: 11
1" 6B Spline



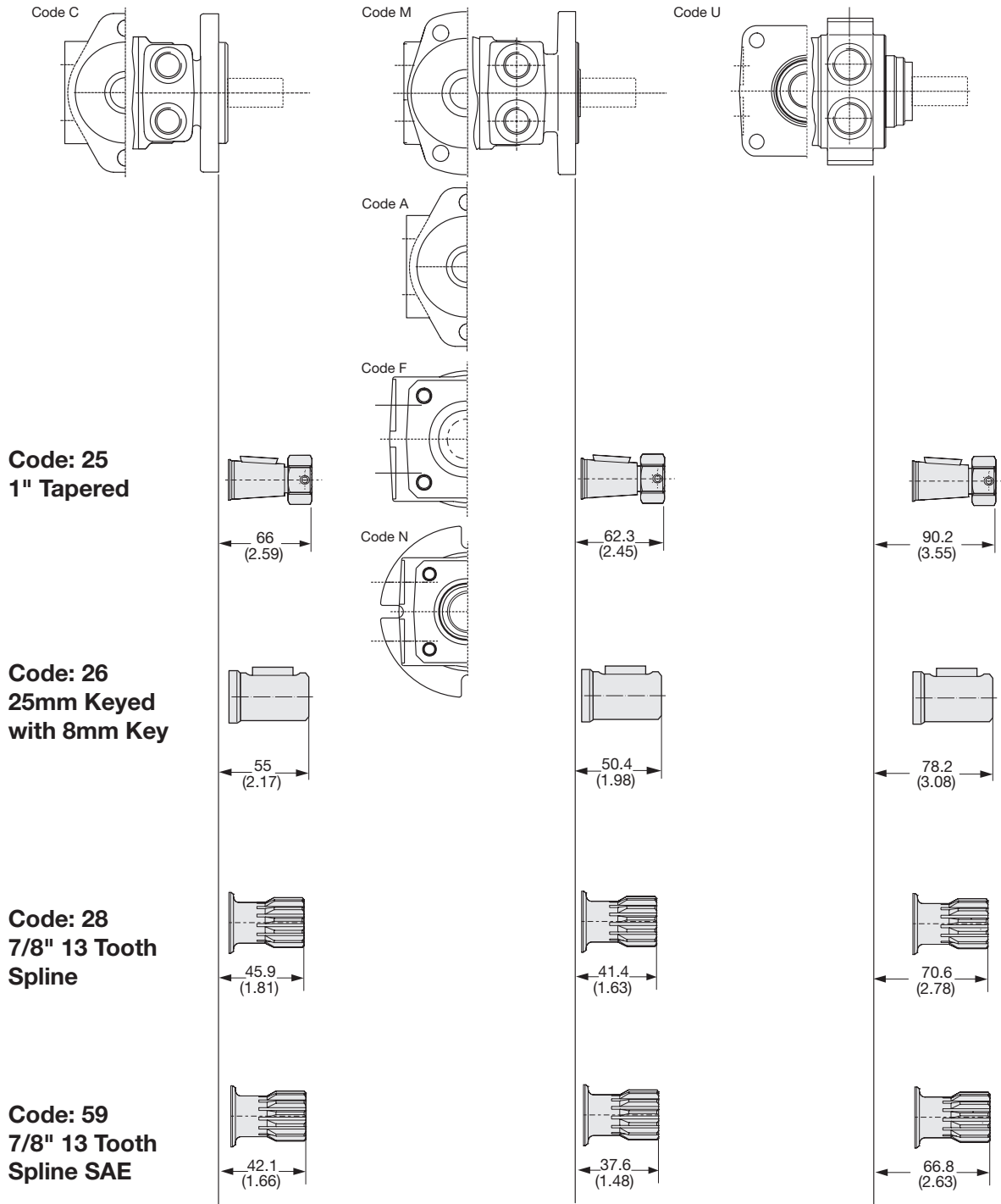
Code: 13
Long 1" Keyed



English equivalents for metric specifications are shown in ().

004 TE.indd.js

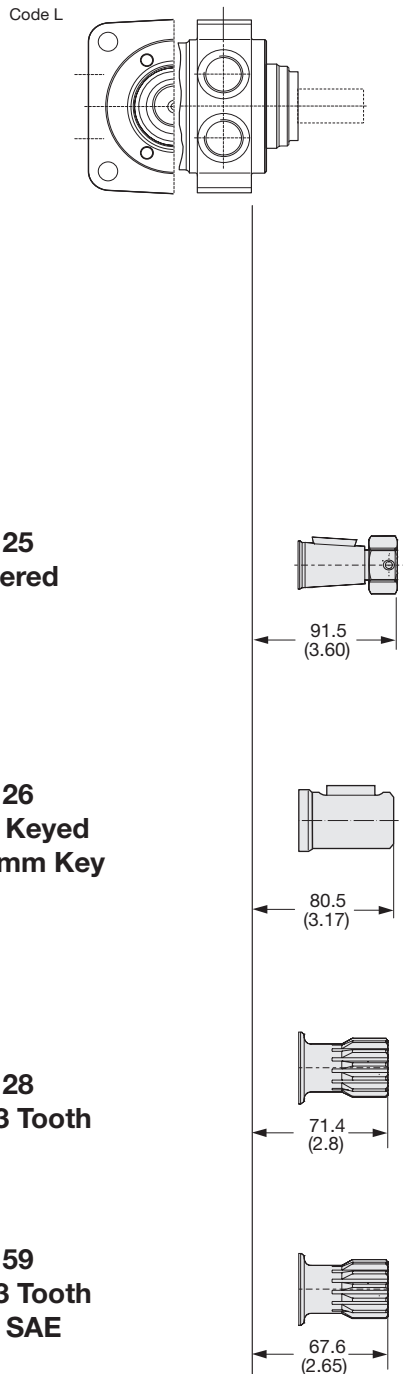




English equivalents for metric specifications are shown in ().

004 TE.indd.js



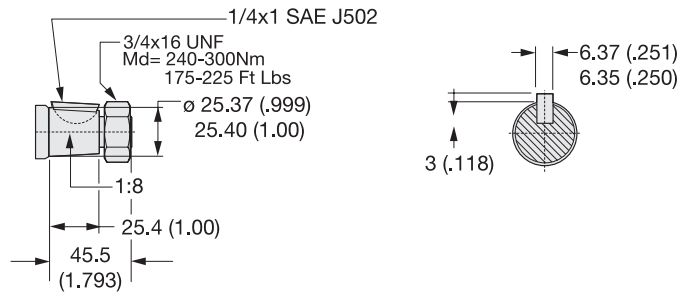


English equivalents for metric specifications are shown in ().

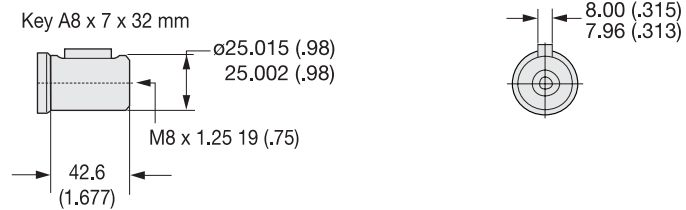
004 TE.indd.js



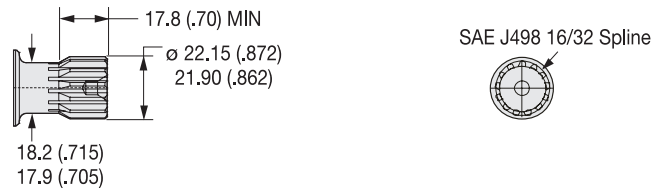
Code: 25
1" Tapered



Code: 26
25mm Keyed
with 8mm Key



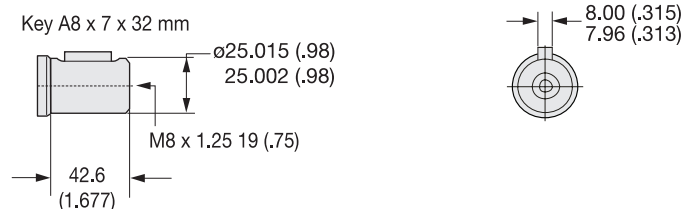
Code: 28
7/8" 13 Tooth
Spline



Code: 59
7/8" 13 Tooth
Spline SAE



Code: 66
25mm Keyed with
8mm Key, Corrosion
Resistant



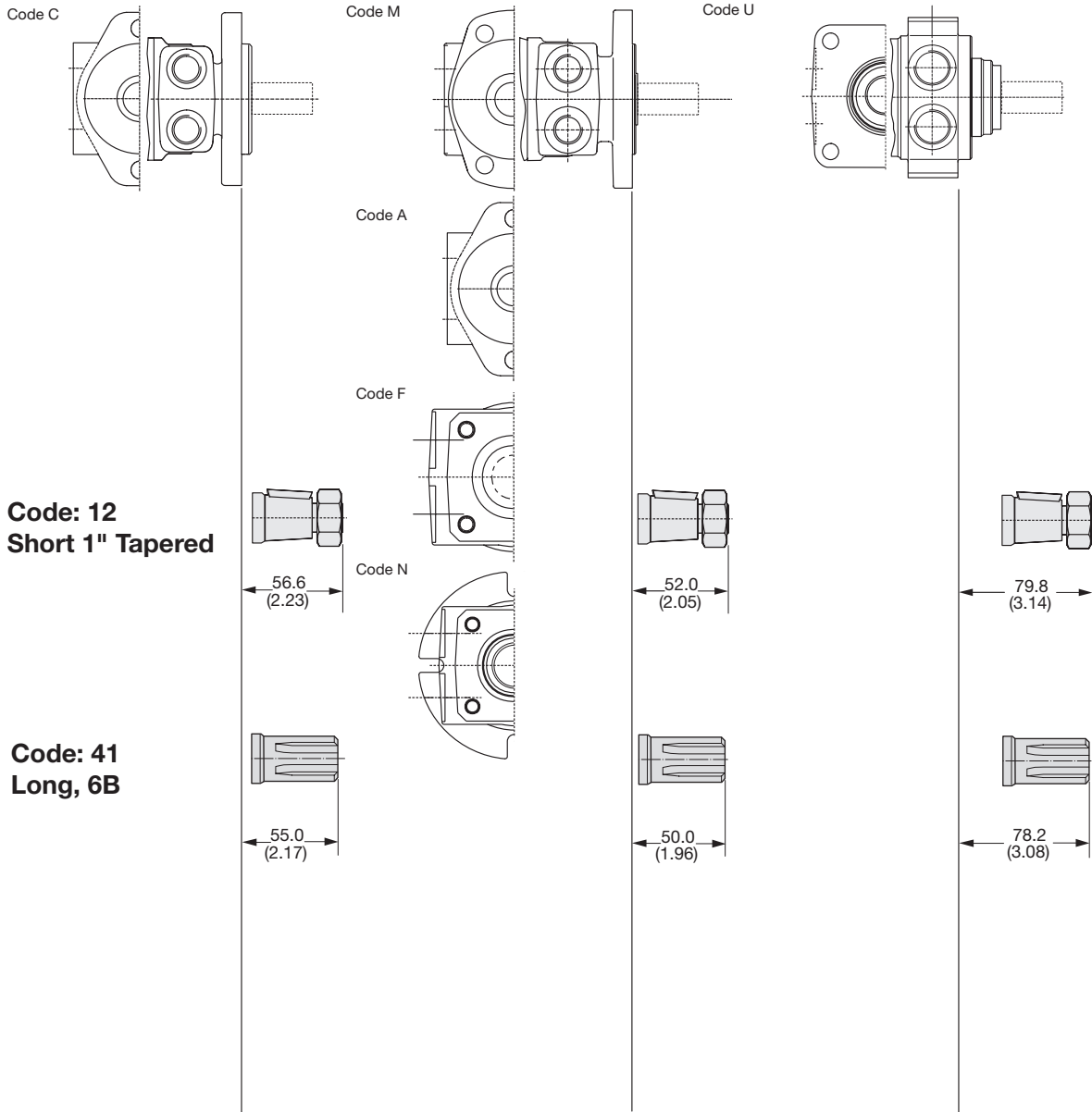
English equivalents for metric specifications are shown in ().

004 TE.indd.js



**Shafts / Abtriebswellen
Arbre / Ejes**

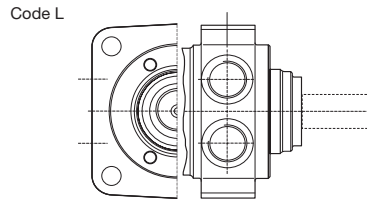
**LSHT Torqmotors™ and Nichols™ Motors
TE Series / Serie / Série** HY13-1590-010/US,EU



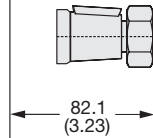
English equivalents for metric specifications are shown in ().

004 TE.indd.js

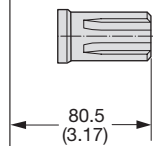




Code: 12
Short 1" Tapered



Code: 41
Long, 6B

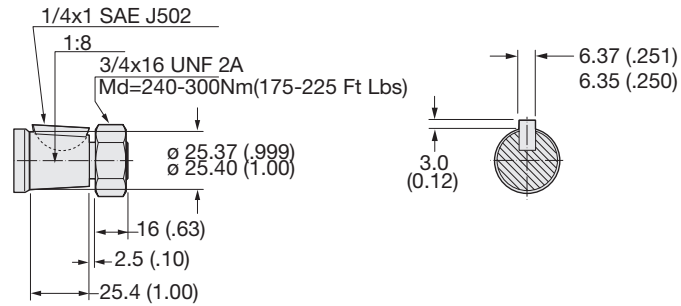


English equivalents for metric specifications are shown in ().

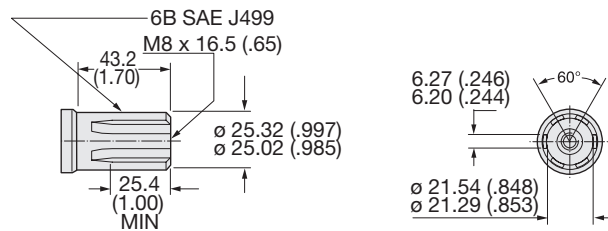
004 TE.indd.js



Code: 12
Short 1" Tapered



Code: 41
Long, 6B



English equivalents for metric specifications are shown in ().

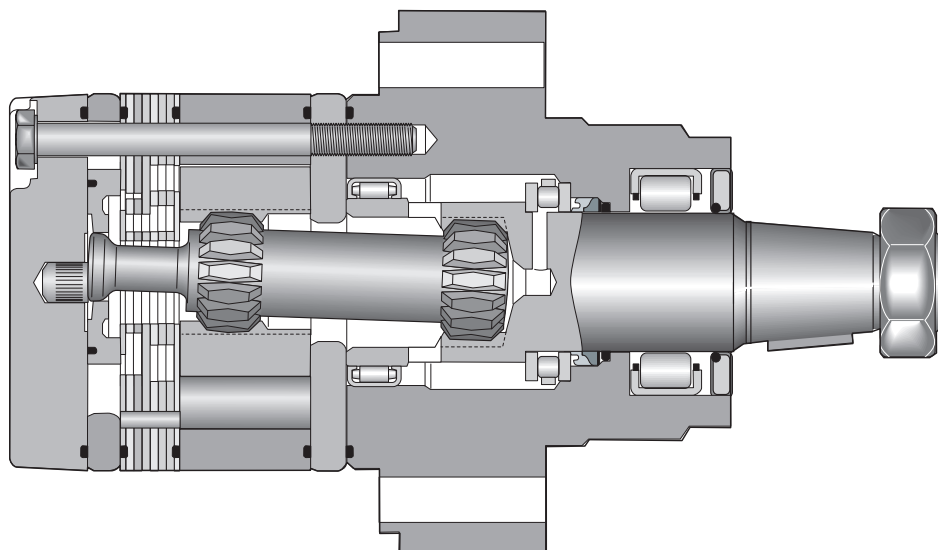

004 TE.indd.js



14 Displacements	(2.5 – 24.0 in ³ /rev)	
14 Schluckvolumen	41 ... 390 cm ³ /rev	
14 Cylindrée		
14 Desplazamientos		
	Cont	Int
Maximum Pressure	(2030 psid)	(2750 psid)
Eingangsdruck	...140 bar	...190 bar
Pression entrée		
Presion Maxima		
Maximum Oil Flow	(20 gpm)	
Schluckstrom	... 75 lpm	
Débit d'huile		
Caudal Maximo de Aceite		
Maximum Speed	(1024 rpm)	
Drehzahl	1024 rpm	
Vitesse de rotation Maxi		
Velocidad Maxima		
	Cont	Int
Maximum Torque	(4139 lb in)	(5728 lb in)
Max Drehmoment	467 Nm	648 Nm
Couple Maxi		
Torque Maximo		
Maximum Side Load at Key	(3150 lb)	
Seitenlast	... 14000 N	
Charges latérales		
Carga Maxima Lateral		

The Ultimate in Performance from a Light Duty Wheel Motor

The TJ Series marries the TE Series drive train with a larger and heavier roller bearing and shaft. It provides all that could be expected of a light duty wheel motor and more. Unique 60:40 spline geometry provides drivetrain strength for severe applications. Roller vanes and sealed orbit commutation assure high volumetric efficiency and smooth slow speed operation. Cooling fluid flow across splines and seals mean long, trouble-free life.



005 TJ.indd, js



TJ	XXXX	U	S	08	0	XXXX
Series	Displacement Schluckvolumen Cylindrée Desplazamiento	Mounting Gehäuse Carter Montaje	Ports Anschluß Plan de raccordement Lumbreras	Shaft Welle Arbre Eje	Rotation Drehrichtung Direction de rotation Rotacion	Options Opciones

Code	cm ³ /tr cm ³ /giro	in ³ /rev
0036	36	2.2
0045	41	2.5
0050	49	3.0
0065	65	4.0
0080	82	5.0
0100	98	6.0
0130	130	8.0
0165	163	10.0
0195	195	11.9
0230	228	13.9
0260	260	15.9
0295	293	17.9
0330	328	20.0
0365	370	22.6
0390	392	24.0

Code	Mounting
U	Wheel Mount

Code	Porting
S	7/8-14 SAE

Code	Shaft
08	1 1/4" Tapered*

*See installation instructions.

Code	Rotation
0	Standard
1	Reverse Timed Manifold

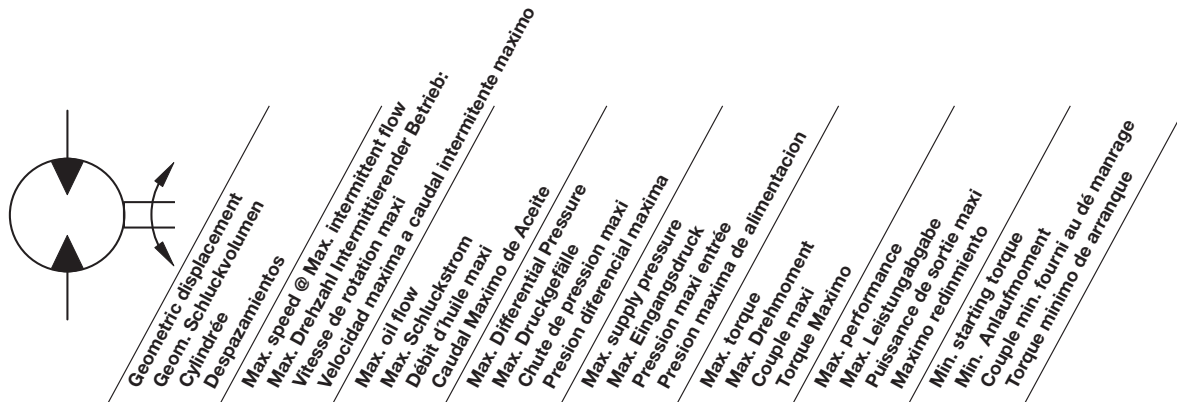
Code	Options
AAAA	Black Paint
AAAB	No Paint
AAAF	Castle Nut, Black Paint
AABP	Castle Nut, No Paint
AAAG	Fluorocarbon Seals, Black Paint
AAAH	Fluorocarbon Seals, No Paint
AAAJ	High Temperature Commutator Seal, Black Paint
AAFJ	High Temperature Commutator Seal, No Paint
AABJ ¹	Free Running Rotorset, Black Paint
AABK ¹	Free Running Rotorset, No Paint
AAFW	High Temperature Commutator Seals, Fluorocarbon Seals, Black Paint
AAFA	High Temperature Commutator Seals, Fluorocarbon Seals, No Paint
AAFB	High Temperature Commutator Seals, Castle Nut, Black Paint
AANG	Fluorocarbon Seals, High Temp Commutator Seals, Castle Nut, Black Paint
BBDF	761 PSI/53 Bar Int Bidirectional Relief, Black Paint
BBDM	761 PSI/53 Bar Int Bidirectional Relief, No Paint
BBCV	921 PSI/64 Bar Int Bidirectional Relief, Black Paint
BBGA	1200 PSI/83 Bar Int Bidirectional Relief, Black Paint
BBCM	1200 PSI/83 Bar Int Bidirectional Relief, No Paint
BBCR	1450 PSI/100 Bar Int Bidirectional Relief, Black Paint
BBCP	1450 PSI/100 Bar Int Bidirectional Relief, No Paint
BBCT	1560 PSI/108 Bar Int Bidirectional Relief, No Paint
BBDY	1740 PSI/120 Bar Int Bidirectional Relief, Black Paint
BBCK	1740 PSI/120 Bar Int Bidirectional Relief, No Paint
BBFZ ²	2030 PSI/140 Bar Bidirectional Relief, Black Paint
BBCN ²	2030 PSI/140 Bar Bidirectional Relief, No Paint

¹ Not available with 0365 or 0390 displacements
² Not available with 0330, 0365 or 0390 displacements

For other available options, see pages 107-108.

Performance Data / Leistungsdaten
Puissance / Datos Tecnicos

LSHT Torqmotors™ and Nichols™ Motors
TJ Series / Serie / Série HY13-1590-010/US,EU



Motor Series TJ	cm ³ /rev in ³ /rev	Int rev/min	cont / int* l/min g/min		cont / int* bar psid		max bar psig		cont / int* Nm lb-in		max KW HP		cont / int* Nm lb-in	
TJ 0036	36 2.2	1141	34 9	42 11	140 2030	190 2750	200 2900	54.6 483	71.1 630	8.5 11.4	44 389	52 460		
TJ 0045	41 2.5	1024	34 9	42 11	140 2030	190 2750	200 2900	71 624	99 876	10.4 13.9	44 411	64 565		
TJ 0050	49 3.0	1020	34 9	50 13	140 2030	190 2750	200 2900	90 796	127 1120	12.8 17.2	72 637	98 871		
TJ 0065	65 4.0	877	45 12	57 15	140 2030	190 2750	200 2900	125 1106	176 1558	14.7 19.8	100 885	137 1211		
TJ 0080	82 5.0	695	45 12	57 15	140 2030	190 2750	200 2900	160 1416	220 1947	17.3 23.2	128 1133	171 1515		
TJ 0100	98 6.0	582	45 12	57 15	140 2030	190 2750	200 2900	190 1682	264 2337	17.4 23.4	152 1345	205 1819		
TJ 0130	130 8.0	438	45 12	57 15	140 2030	190 2750	200 2900	255 2257	352 3116	17.3 23.2	204 1806	274 2423		
TJ 0165	163 10.0	348	45 12	57 15	140 2030	190 2750	200 2900	310 2744	436 3846	17.0 22.8	248 2195	338 2992		
TJ 0195	195 11.9	292	45 12	57 15	140 2030	190 2750	200 2900	390 3452	528 4673	17.4 23.4	312 2762	411 3637		
TJ 0230	228 13.9	328	57 15	75 20	120 1740	165 2400	200 2900	380 3363	514 4554	17.7 23.8	304 2691	411 3637		
TJ 0260	260 15.9	287	57 15	75 20	110 1595	155 2250	200 2900	400 3540	550 4870	16.7 22.4	320 2832	449 3977		
TJ 0295	293 17.9	256	57 15	75 20	100 1450	145 2100	200 2900	428 3784	582 5180	15.7 21.0	328 2903	445 3939		
TJ 0330	328 20.0	228	57 15	75 20	100 1450	135 1950	200 2900	443 3926	600 5312	14.8 19.8	344 3045	453 4014		
TJ 0365	370 22.6	203	57 15	75 20	95 1378	125 1825	200 2900	467 4133	648 5728	13.6 18.2	373 3301	477 4223		
TJ 0390	392 24.0	191	57 15	75 20	85 1233	120 1740	200 2900	445 3935	628 5562	12.5 16.8	348 3080	462 4090		

Performance data based on testing using 10W40 oil with a viscosity of 43,1 cSt. (200 SUS) at 54° C (130° F). Performance data is typical. Actual data may vary slightly from one production motor to another.

Les données sur les performances sont basées sur des tests utilisant de l'huile 10W40 d'une viscosité de 200 SUS à 54°C (130°F). Ces données correspondent à des situations typiques. Les données réelles peuvent varier légèrement d'un moteur de production à l'autre.

Leistungsdaten sind gemessen mit SAE 10W40 bei einer Viskosität von 43,1 cSt bei 54°C. Geringfügige Abweichungen von den Katalogdaten sind möglich.

Datos tecnicos obtenidos con aceite 10W40 de 200 SUS de viscosidad a 54°C (130°F). Los datos proporcionados son valores típicos. Los valores exactos reales podrían tener una pequeña variación entre distintos motores.

* Intermittent operation rating applies to 10% of every minute.
Intermittierende Werte maximal 10% von jeder Betriebsminute.
Fonctionnement interm. 10% max. de chaque minute d'utilisation.
Capacidad de funcionamiento intermitente valida para 10% por cada minuto.

TJ 0036 **2.2 cu in / rev** PRESSURE (PSID)

	500	1000	1500	2000	2750
.5	111 44	225 37	346 25	470 15	
1	113 96	231 86	353 77	480 67	670 40
2	115 202	239 190	365 179	495 169	691 140
3	113 307	241 296	371 282	505 269	709 240
4	109 411	241 397	373 384	509 371	722 340
5	103 516	237 501	371 486	509 470	726 440
7	87 724	225 709	361 691	501 674	711 641
9	72 933	208 916	344 897	482 877	672 841
11	54 1142	190 1117	326 1096	462 1075	629 1045

Flow (GPM)

TORQUE (LB IN) 711
 SPEED (RPM) 641

TJ 0045 **2.5 cu in / rev** PRESSURE (PSID)

	500	1000	1500	2000	2750
.5	121 41	272 35	425 28	579 22	809 10
1	126 86	282 79	440 72	599 65	832 50
2	128 176	288 168	452 161	619 152	860 136
3	126 266	287 257	453 249	620 239	874 221
4	123 356	285 346	454 337	624 326	876 306
5	119 446	281 435	451 425	624 413	874 392
7	105 625	270 613	440 601	615 587	862 562
9	94 805	259 791	430 777	605 761	865 733
11	79 984	245 968	415 951	590 930	848 897

Flow (GPM)

TORQUE (LB IN) 862
 SPEED (RPM) 562

Cont. Int.

Intermittent operation rating applies to 10% of every minute.

Fonctionnement interm. 10% max. de chaque minute d'utilisation.

Performance data based on testing using 10W40 oil with a viscosity of 200 SUS at 54° C (130° F). Performance data is typical. Actual data may vary slightly from one production motor to another.

Les données sur les performances sont basées sur des tests utilisant de l'huile 10W40 d'une viscosité de 200 SUS à 54°C (130°F). Ces données correspondent à des situations typiques. Les données réelles peuvent varier légèrement d'un moteur de production à l'autre.

Intermittierende Werte maximal 10% von jeder Betriebsminute.

Capacidad de funcionamiento intermitente valida para 6 segundos por cada minuto.

Leistungsdaten sind gemessen mit SAE 10W40 bei einer Viskosität von 43,1 Cst bei 54°C. Geringfügige Abweichungen von den Katalogdaten sind möglich.

Datos tecnicos obtenidos con aceite 10W40 de 200 SUS de viscosidad a 54°C (130°F). Los datos proporcionados son valores típicos. Los valores exactos reales podrian tener una pequeña variacion entre distintos motores.

005 TJ.indd, js



TJ 0050 3.0 cu in / rev PRESSURE (PSID)

	500	1000	1500	2000	2750
.5	146 32	327 23	516 13	705 6	
1	159 69	345 60	537 50	727 41	1005 18
2	170 146	364 136	563 124	764 113	1051 85
3	167 225	363 214	565 203	768 191	1079 161
4	169 294	367 282	574 271	784 260	1089 232
5	165 363	365 349	574 339	785 327	1099 294
7	156 501	357 485	568 474	782 460	1094 429
9	141 640	342 621	555 609	771 594	1084 561
13	86 903	299 879	506 868	724 852	1038 809

Flow (GPM)

TORQUE (LB IN) 1094
 SPEED (RPM) 429

TJ 0065 4.0 cu in / rev PRESSURE (PSID)

	500	1000	1500	2000	2750
.5	220 24	481 17	743 11	1004 3	
1	232 52	498 45	763 38	1025 31	1418 20
2	239 109	512 102	789 94	1066 85	1457 67
3	238 167	512 159	790 151	1068 141	1489 122
4	237 224	514 215	795 207	1078 197	1496 180
5	233 279	511 271	794 262	1080 252	1500 235
7	216 386	497 376	783 366	1072 356	1496 337
9	195 494	477 483	764 472	1054 460	1492 440
12	152 654	435 641	724 629	1017 617	1450 596
15	102 802	388 789	680 775	969 763	1394 740

Flow (GPM)

TORQUE (LB IN) 1496
 SPEED (RPM) 337

Cont. Int.

Intermittent operation rating applies to 10% of every minute.

Fonctionnement interm. 10% max. de chaque minute d'utilisation.

Performance data based on testing using 10W40 oil with a viscosity of 200 SUS at 54°C (130°F). Performance data is typical. Actual data may vary slightly from one production motor to another.

Les données sur les performances sont basées sur des tests utilisant de l'huile 10W40 d'une viscosité de 200 SUS à 54°C (130°F). Ces données correspondent à des situations typiques. Les données réelles peuvent varier légèrement d'un moteur de production à l'autre.

Intermittierende Werte maximal 10% von jeder Betriebsminute.

Capacidad de funcionamiento intermitente valida para 6 segundos por cada minuto.

Leistungsdaten sind gemessen mit SAE 10W40 bei einer Viskosität von 43,1 Cst bei 54°C. Geringfügige Abweichungen von den Katalogdaten sind möglich.

Datos tecnicos obtenidos con aceite 10W40 de 200 SUS de viscosidad a 54°C (130°F). Los datos proporcionados son valores típicos. Los valores exactos reales podrían tener una pequeña variación entre distintos motores.

Performance Data / Leistungsdaten
Puissance / Datos Tecnicos

LSHT Torqmotors™ and Nichols™ Motors
TJ Series / Serie / Série HY13-1590-010/US,EU

TJ 0080 5.0 cu in / rev PRESSURE (PSID)

	500	1000	1500	2000	2750
.5	261 17	575 8			
1	276 39	596 30	918 23	1245 13	
2	290 85	631 76	974 68	1310 56	1774 37
3	291 131	633 122	978 113	1319 101	1819 79
4	293 177	642 167	995 158	1347 146	1846 122
5	290 223	641 213	999 203	1359 191	1869 166
7	273 316	628 304	989 293	1353 280	1887 255
9	249 408	603 396	966 384	1334 370	1869 340
12	197 546	551 533	916 519	1287 504	1815 472
15	136 686	494 670	857 655	1226 638	1756 605

TORQUE (LB IN) 1887
 SPEED (RPM) 255

Flow (GPM)

TJ 0100 6.0 cu in / rev PRESSURE (PSID)

	500	1000	1500	2000	2750
.5	315 14	687 7			
1	332 33	710 26	1083 18	1460 9	
2	348 71	751 64	1152 55	1541 45	2081 27
3	350 109	756 102	1160 92	1556 83	2145 62
4	353 147	768 140	1185 130	1596 120	2193 99
5	349 186	771 178	1197 168	1622 158	2220 138
7	330 263	759 254	1191 244	1624 232	2251 209
9	302 340	731 330	1167 319	1606 307	2251 284
12	243 456	671 444	1111 433	1555 420	2193 394
15	176 572	606 558	1042 546	1484 533	2113 506

TORQUE (LB IN) 2251
 SPEED (RPM) 209

Flow (GPM)

Cont. Int.

Intermittent operation rating applies to 10% of every minute.

Fonctionnement interm. 10% max. de chaque minute d'utilisation.

Performance data based on testing using 10W40 oil with a viscosity of 200 SUS at 54°C (130°F). Performance data is typical. Actual data may vary slightly from one production motor to another.

Les données sur les performances sont basées sur des tests utilisant de l'huile 10W40 d'une viscosité de 200 SUS à 54°C (130°F). Ces données correspondent à des situations typiques. Les données réelles peuvent varier légèrement d'un moteur de production à l'autre.

Intermittierende Werte maximal 10% von jeder Betriebsminute.

Capacidad de funcionamiento intermitente valida para 6 segundos por cada minuto.

Leistungsdaten sind gemessen mit SAE 10W40 bei einer Viskosität von 43,1 Cst bei 54°C. Geringfügige Abweichungen von den Katalogdaten sind möglich.

Datos tecnicos obtenidos con aceite 10W40 de 200 SUS de viscosidad a 54°C (130°F). Los datos proporcionados son valores típicos. Los valores exactos reales podrian tener una pequeña variacion entre distintos motores.

005 TJ.indd.js



TJ 0130 8.0 cu in / rev PRESSURE (PSID)

	500	1000	1500	2000	2750
.5	445 12	962 10	1488 7	2018 3	
1	464 27	996 24	1525 21	2051 17	2839 4
2	482 55	1032 53	1584 49	2136 44	2917 31
3	483 84	1037 81	1594 77	2150 72	2979 60
4	483 113	1051 110	1619 105	2184 100	3018 87
5	478 142	1050 138	1625 133	2201 128	3041 115
7	450 200	1029 195	1613 190	2195 183	3049 170
9	414 257	993 252	1579 247	2166 239	3033 223
12	338 344	915 338	1503 331	2096 323	2963 306
15	252 431	827 424	1408 416	1996 407	2854 389

TORQUE (LB IN) 3049
 SPEED (RPM) 170

Flow (GPM)

TJ 0165 10.0 cu in / rev PRESSURE (PSID)

	500	1000	1500	2000	2750
.5	552 9	1175 7	1813 4	2457 3	
1	574 21	1213 18	1856 16	2499 12	3472 6
2	597 44	1263 41	1938 38	2614 33	3576 25
3	600 67	1273 64	1955 60	2634 55	3654 46
4	603 90	1299 87	1997 83	2691 78	3706 67
5	597 113	1302 109	2015 105	2727 100	3758 89
7	569 159	1286 155	2009 150	2732 144	3784 133
9	523 205	1244 201	1976 195	2707 189	3766 177
12	429 274	1152 269	1890 263	2630 256	3697 242
15	316 344	1039 338	1769 331	2500 323	3576 308

TORQUE (LB IN) 3784
 SPEED (RPM) 133

Flow (GPM)

Cont. Int.

Intermittent operation rating applies to 10% of every minute.

Fonctionnement interm. 10% max. de chaque minute d'utilisation.

Performance data based on testing using 10W40 oil with a viscosity of 200 SUS at 54° C (130° F). Performance data is typical. Actual data may vary slightly from one production motor to another.

Les données sur les performances sont basées sur des tests utilisant de l'huile 10W40 d'une viscosité de 200 SUS à 54°C (130°F). Ces données correspondent à des situations typiques. Les données réelles peuvent varier légèrement d'un moteur de production à l'autre.

Intermittierende Werte maximal 10% von jeder Betriebsminute.

Capacidad de funcionamiento intermitente valida para 6 segundos por cada minuto.

Leistungsdaten sind gemessen mit SAE 10W40 bei einer Viskosität von 43,1 Cst bei 54°C. Geringfügige Abweichungen von den Katalogdaten sind möglich.

Datos tecnicos obtenidos con aceite 10W40 de 200 SUS de viscosidad a 54°C (130°F). Los datos proporcionados son valores típicos. Los valores exactos reales podrian tener una pequeña variacion entre distintos motores.

005 TJ.indd, js



TJ 0195

11.9 cu in / rev PRESSURE (PSID)

	500	1000	1500	2000	2500
.5	710 8	1519 7	2344 5	3182 3	
1	736 18	1558 16	2387 14	3221 12	4466 6
2	758 37	1596 35	2445 33	3302 30	4528 22
3	758 56	1604 54	2459 51	3315 48	4600 39
4	757 75	1618 73	2482 70	3346 67	4620 56
5	747 95	1615 92	2488 89	3360 85	4630 74
7	705 133	1586 130	2467 127	3343 122	4620 111
9	646 172	1528 169	2415 165	3300 160	4579 147
12	530 230	1408 226	2303 221	3197 215	4497 201
15	394 288	1273 283	2147 278	3027 272	4292 256

TORQUE (LB IN) 4620
SPEED (RPM) 111

Flow (GPM)

TJ 0230

13.9 cu in / rev PRESSURE (PSID)

	500	1000	1500	1750	2000	2400
.5	761 7	1673 6	2614 5	3094 4	3584 3	4347 3
1	791 15	1712 14	2650 13	3128 12	3615 11	4367 9
2	819 32	1764 30	2726 29	3208 28	3692 26	4450 24
3	819 48	1771 47	2737 45	3226 44	3718 42	4502 41
4	821 65	1787 63	2765 61	3256 60	3750 58	4533 56
5	808 81	1786 79	2777 77	3277 76	3778 74	4554 73
7	770 114	1756 112	2755 109	3255 108	3760 106	4554 104
9	705 147	1699 145	2710 142	3216 140	3724 138	4512 137
12	581 197	1582 194	2595 191	3103 189	3617 186	4378 183
15	400 247	1409 243	2437 239	2949 237	3466 235	4232 230
20	64 329	1052 325	2067 321	2580 319	3100 316	3828 311

TORQUE (LB IN) 4554
SPEED (RPM) 104

Flow (GPM)

Cont. Int.

Intermittent operation rating applies to 10% of every minute.

Fonctionnement interm. 10% max. de chaque minute d'utilisation.

Performance data based on testing using 10W40 oil with a viscosity of 200 SUS at 54° C (130° F). Performance data is typical. Actual data may vary slightly from one production motor to another.

Les données sur les performances sont basées sur des tests utilisant de l'huile 10W40 d'une viscosité de 200 SUS à 54°C (130°F). Ces données correspondent à des situations typiques. Les données réelles peuvent varier légèrement d'un moteur de production à l'autre.

Intermittierende Werte maximal 10% von jeder Betriebsminute.

Capacidad de funcionamiento intermitente valida para 6 segundos por cada minuto.

Leistungsdaten sind gemessen mit SAE 10W40 bei einer Viskosität von 43,1 Cst bei 54°C. Geringfügige Abweichungen von den Katalogdaten sind möglich.

Datos tecnicos obtenidos con aceite 10W40 de 200 SUS de viscosidad a 54°C (130°F). Los datos proporcionados son valores típicos. Los valores exactos reales podrian tener una pequeña variación entre distintos motores.

005 TJ.indd.js



TJ 0260 15.9 cu in / rev PRESSURE (PSID)

	500	1000	1500	1650	2250
.5	908 7	1961 6	3048 6	3380 6	4643 5
1	938 14	2006 13	3099 13	3433 12	4674 11
2	971 28	2059 27	3165 26	3501 26	4758 23
3	968 43	2065 42	3177 40	3514 39	4800 38
4	970 57	2081 56	3203 54	3541 53	4742 50
5	957 71	2084 70	3219 68	3561 67	4874 64
7	907 100	2049 98	3198 96	3542 95	4842 91
9	837 129	1985 127	3143 124	3489 123	4790 117
12	692 172	1844 169	3016 166	3367 164	4685 157
15	489 215	1647 212	2830 208	3188 206	4485 200
20	129 287	1255 283	2418 279	2773 277	4034 270

TORQUE (LB IN) 4842
SPEED (RPM) 91

Flow (GPM)

TJ 0295 17.9 cu in / rev PRESSURE (PSID)

	500	1000	1500	1550	2100
.5	1014 6	2216 5	3453 4	3576 4	4907 3
1	1051 12	2270 11	3509 10	3633 10	4943 8
2	1088 25	2334 24	3600 22	3727 22	5073 21
3	1085 38	2338 36	3611 35	3739 34	5133 33
4	1085 50	2353 49	3639 47	3769 47	5156 44
5	1072 63	2352 62	3654 60	3784 59	5180 57
7	1019 89	2311 87	3624 85	3755 84	5157 80
9	939 115	2237 113	3561 110	3693 110	5085 104
12	776 153	2074 151	3403 148	3537 147	4931 142
15	545 192	1853 189	3184 186	3319 185	4694 180
20	126 256	1408 253	2697 249	2826 249	4089 243

TORQUE (LB IN) 5157
SPEED (RPM) 80

Cont. Int.

Intermittent operation rating applies to 10% of every minute.

Fonctionnement interm. 10% max. de chaque minute d'utilisation.

Performance data based on testing using 10W40 oil with a viscosity of 200 SUS at 54° C (130° F). Performance data is typical. Actual data may vary slightly from one production motor to another.

Les données sur les performances sont basées sur des tests utilisant de l'huile 10W40 d'une viscosité de 200 SUS à 54°C (130°F). Ces données correspondent à des situations typiques. Les données réelles peuvent varier légèrement d'un moteur de production à l'autre.

Intermittierende Werte maximal 10% von jeder Betriebsminute.

Capacidad de funcionamiento intermitente valida para 6 segundos por cada minuto.

Leistungsdaten sind gemessen mit SAE 10W40 bei einer Viskosität von 43,1 Cst bei 54°C. Geringfügige Abweichungen von den Katalogdaten sind möglich.

Datos tecnicos obtenidos con aceite 10W40 de 200 SUS de viscosidad a 54°C (130°F). Los datos proporcionados son valores típicos. Los valores exactos reales podrían tener una pequeña variación entre distintos motores.

005 TJ.indd, js



TJ 0330 20.0 cu in / rev PRESSURE (PSID)

	500	1000	1500	1950
.5	1184 5	2507 5	3722 4	5051 2.8
1	1218 11	2558 10	3772 9	5110 7.9
2	1258 22	2632 21	3867 20	5204 18.6
3	1251 34	2633 32	3879 31	5275 29.9
4	1249 45	2649 44	3909 42	5311 39.9
5	1229 57	2648 55	3926 53	5323 50
7	1162 80	2600 78	3898 75	5311 71
9	1064 103	2518 100	3829 98	5228 93
12	875 137	2333 135	3657 131	5027 127
15	621 171	2081 169	3420 165	4779 160
20	163 229	1576 226	2875 222	4140 214

TORQUE (LB IN) 5311
 SPEED (RPM) 71

Flow (GPM)

TJ 0365 22.6 cu in / rev PRESSURE (PSID)

	500	1000	1325	1825
.5	1393 5	2942 4	3974 4	5557 3
1	1444 10	3005 9	4036 8	5595 7
2	1494 20	3090 19	4131 18	5671 17
3	1485 30	3082 29	4125 28	5722 27
4	1477 40	3089 39	4139 37	5734 36
5	1452 50	3075 49	4130 47	5734 45
7	1371 70	3009 69	4071 67	5671 63
9	1260 90	2899 89	3669 87	5532 84
12	1002 121	2658 119	3737 117	5266 113
15	700 151	2355 149	3432 146	4937 142
20	152 201	1776 199	2838 196	4228 191

TORQUE (LB IN) 5671
 SPEED (RPM) 63

Cont. Int.

Intermittent operation rating applies to 10% of every minute.

Fonctionnement interm. 10% max. de chaque minute d'utilisation.

Performance data based on testing using 10W40 oil with a viscosity of 200 SUS at 54° C (130° F). Performance data is typical. Actual data may vary slightly from one production motor to another.

Les données sur les performances sont basées sur des tests utilisant de l'huile 10W40 d'une viscosité de 200 SUS à 54°C (130°F). Ces données correspondent à des situations typiques. Les données réelles peuvent varier légèrement d'un moteur de production à l'autre.

Intermittierende Werte maximal 10% von jeder Betriebsminute.

Capacidad de funcionamiento intermitente valida para 6 segundos por cada minuto.

Leistungsdaten sind gemessen mit SAE 10W40 bei einer Viskosität von 43,1 Cst bei 54°C. Geringfügige Abweichungen von den Katalogdaten sind möglich.

Datos tecnicos obtenidos con aceite 10W40 de 200 SUS de viscosidad a 54°C (130°F). Los datos proporcionados son valores tipicos. Los valores exactos reales podrian tener una pequena variacion entre distintos motores.

005 TJ.indd.js



TJ 0390 24.0 cu in / rev PRESSURE (PSID)

	500	1000	1250	1750
.5	1326 4	2889 3	3682 2	5235 2
1	1380 9	2934 7	3724 7	5296 6
2	1443 18	3034 17	3840 15	5383 13
3	1442 28	3049 26	3861 25	5457 22
4	1454 37	3084 36	3905 34	5531 32
5	1447 47	3104 45	3935 44	5543 40
7	1393 66	3080 64	3923 62	5568 60
9	1297 85	3013 83	3868 81	5494 79
12	1088 114	2818 112	3686 110	5296 106
15	797 143	2539 140	3414 138	5000 135
20	264 191	2006 188	2880 186	4358 182

TORQUE (LB IN) 5568
 SPEED (RPM) 60

Flow (GPM)

Cont. Int.

Intermittent operation rating applies to 10% of every minute.

Fonctionnement interm. 10% max. de chaque minute d'utilisation.

Performance data based on testing using 10W40 oil with a viscosity of 200 SUS at 54° C (130° F). Performance data is typical. Actual data may vary slightly from one production motor to another.

Les données sur les performances sont basées sur des tests utilisant de l'huile 10W40 d'une viscosité de 200 SUS à 54°C (130°F). Ces données correspondent à des situations typiques. Les données réelles peuvent varier légèrement d'un moteur de production à l'autre.

Intermittierende Werte maximal 10% von jeder Betriebsminute.

Capacidad de funcionamiento intermitente valida para 6 segundos por cada minuto.

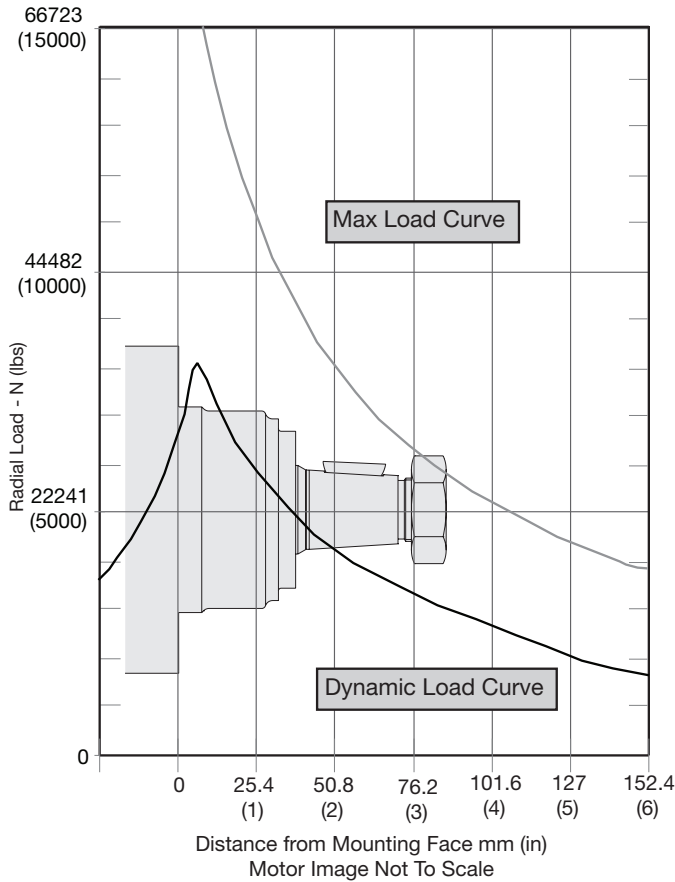
Leistungsdaten sind gemessen mit SAE 10W40 bei einer Viskosität von 43,1 Cst bei 54°C. Geringfügige Abweichungen von den Katalogdaten sind möglich.

Datos tecnicos obtenidos con aceite 10W40 de 200 SUS de viscosidad a 54°C (130°F). Los datos proporcionados son valores típicos. Los valores exactos reales podrían tener una pequeña variación entre distintos motores.

005 TJ.indd, js



Wheel Mount / Radnabengehaeuse
Monture à roue / Montaje de rueda



The maximum load curve is defined by bearing static load capacity. This curve should not be exceeded at any time including shock loads.

Die maximale radiale Wellenbelastungskurve ist definiert als maximale statische Last ohne Drehzahl. Sie gilt als Grenze und sollte keinesfalls überschritten werden.

La courbe de charge maximale est définie par la capacité de charge statique portante. Cette courbe ne devrait être dépassée en aucun moment y compris pour les charges par à-coups.

La curva de carga máxima queda definida por la capacidad de carga estática del cojinete. No se deben superar los valores de esta curva, ni siquiera con cargas provisionarias de impacto.

The dynamic side load curve is based on unidirectional steady state loads for L₁₀ bearing life at 3 x 10⁶ revolutions.

Die zulässige auslegbare radiale Wellenbelastungskurve ist unter ruhenden, einseitig statisch gerichteten Lastverhältnissen auf eine L₁₀ Lebensdauer mit 3 x 10⁶ Umdrehungen kalkuliert.

La courbe de charge latérale permise se base sur des charges unidirectionnelles en régime permanent pour le roulement L₁₀ à 3 x 10⁶ révolutions.

La curva de valores admisibles de carga lateral está basada en cargas constantes para cojinetes L₁₀ a 3 x 10⁶ revoluciones.

Equation to Calculate the Expected Radial Bearing Life
Gleichung zur Ermittlung der Lagerlebensdauer

Equation to calculate the dynamic bearing life for a given load:
 Bestimmung der erlaubten radialen Wellenbelastung mit vorgegebener Last

Use F_a, F_b and S in equation to determine hours of L₁₀ bearing life.
 Die Lebensdauer in Stunden ergibt sich durch einsetzen von F_a, F_b, und S in die nachstehende Formel.

$$L = \frac{3 \times 10^6}{60 \times S} \left\{ \frac{F_a}{F_b} \right\}^{3.33}$$

Where / Mit:

S = Shaft Speed RPM / Abtriebswellendrehzahl in min⁻¹

L = Life In Hours / Lebensdauer in Stunden

F_a = Dynamic side load defined by above curve at a distance from mounting flange. / Erlaubte radiale Wellenbelastung als Funktion der Laenge

F_b = Application side load. / Anwendungsseitige Wellenbelastung

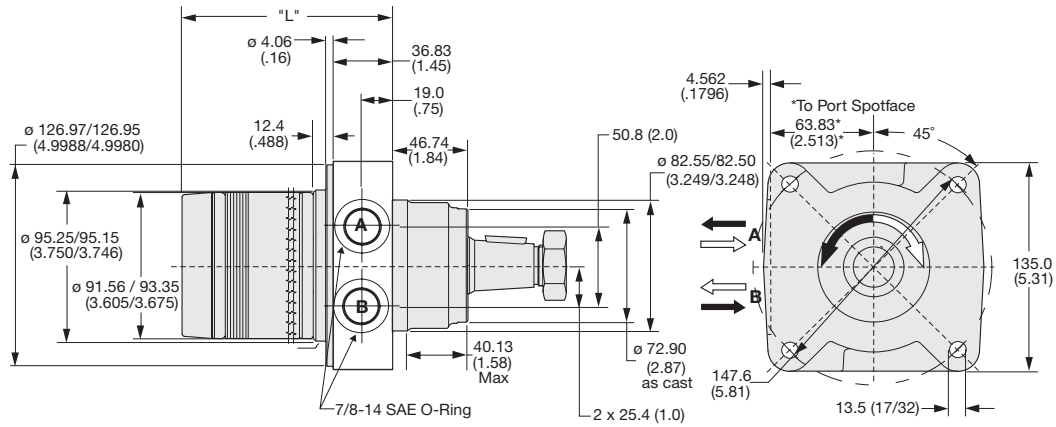
Note: Calculations are based on L₁₀ bearing life per ISO 281.
 Auslegung basiert auf einer L₁₀ Lebensdauer nach ISO 281

005 TJ.indd, js



Code: US

Wheel Mount, 7/8-14 SAE O-Ring

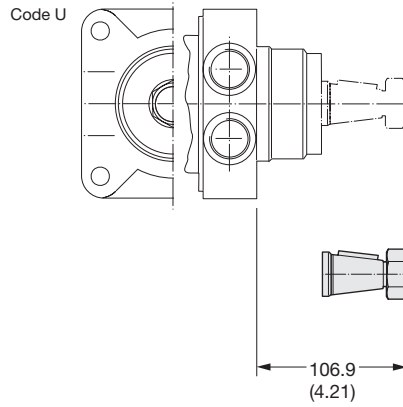


Code US	disp.	0036	0045	0050	0065	0080	0100	0130	0165	0195	0230	0260	0295	0330	0365	0390
Weight/Gewicht	kg	6.67	6.80	6.90	7.00	7.10	7.20	7.60	7.80	8.10	8.30	8.60	8.80	9.10	9.40	9.60
Poids/Peso	(lb)	(14.7)	(15.0)	(15.2)	(15.4)	(15.6)	(15.8)	(16.7)	(17.2)	(17.9)	(18.3)	(19.0)	(19.4)	(20.0)	(20.7)	(21.2)
Length	"L" mm	105.8	106.9	108.4	111.5	114.7	117.8	124.3	130.6	137.0	143.3	149.7	156.0	162.4	171.0	175.1
	"L" (in)	(4.17)	(4.21)	(4.27)	(4.39)	(4.52)	(4.64)	(4.89)	(5.14)	(5.39)	(5.64)	(5.89)	(6.14)	(6.39)	(6.73)	(6.89)

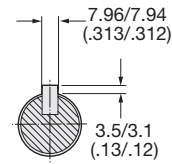
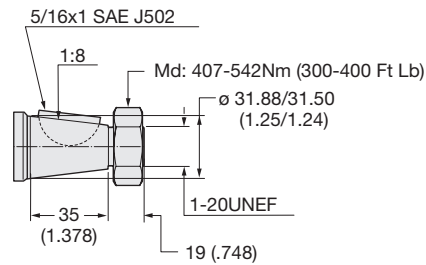
English equivalents for metric specifications are shown in ().

005 TJ.indd, js





Code: 08
1 1/4" Tapered



English equivalents for metric specifications are shown in ().

005 TJ.indd.js



Standard Options
**LSHT Torqmotors™ and Nichols™ Motors
Light Duty Motors**

HY13-1590-010/US,EU

				Code		
Availability / Verfügarkeit				Painted	Unpainted	Description / Beschreibung
TC	TB	TE	TJ	Lackiert	UnLackiert	Description / Beschreibung
x	x	x	x	AAAA	AAAB	Standard seals
x	x ⁷	x ⁷		AAJV	AANC	Bidirectional shuttle 3:30
				AABT	-	No nut
x	x ⁷	x ⁷	x	BBDF	BBDM	53 Bar (761 PSI) Internal Bidirectional Relief
x	x ⁷	x ⁷	x	BBCV	-	64 Bar (921 PSI) Internal Bidirectional Relief
x				-	BBCE	83 Bar (1200 PSI) Internal Bidirectional Relief, Fluorocarbon (Viton) shaft seals
x ³	x ⁷		x	BBCR	BBCP	100 Bar (1450 PSI) Internal Bidirectional Relief
x ³	x ⁷	x ⁷	x	-	BBCT	108 Bar (1560 PSI) Internal Bidirectional Relief
x		x		AAAC	-	Double Paint / Zweischichten – Lackierung
	x ⁶	x ⁶	x	AAAF	AABP	Castle Nut / Kronenmutter
x	x	x	x	AAAG	AAAH	Fluorocarbon Seals / Fluorocarbon Dichtungen
x	x	x	x	AAAJ	AAFG	High Temperature Commutator Seal / Kommutatordichtung fuer hohe Temperaturen
x ¹	x ¹	x ¹	x ¹	AABJ	AABK	Free Running Rotorset / Leichtläufer-Rotorset
	x ¹	x ¹		AABL	AABM	Free Running Rotorset, No Commutator Seal
	x	x	x	AAFW	AAFA	High Temperature Commutator Seals, Fluorocarbon Seals
			x	AAFB	AANG	High Temperature Commutator Seal, Castle Nut
				AAPL	-	Fluorocarbon Seals, Castle Nut, Black Paint
x				AAUA	-	Double Paint, Free Running Rotorset
				-	AAXD	Fluorocarbon Seals, No Commutator Seal, No Paint
	x	x		FSAA	FSAB	Speed Sensor / Drehzahl-Sensor
	x ^{5,7}	x ²	x ²	BBFZ	BBCN	140 Bar (2030 PSI) Internal Bidirectional Relief / Internes Schockventil
x ⁴	x ^{2,7}	x ⁷	x	BBDY	BBCK	120 Bar (1740 PSI) Internal Bidirectional Relief Internes Schockventil
x ²	x ⁷	x ⁷	x	BBGA	BBCM	83 Bar (1200 PSI) Internal Bidirectional Relief / Internes Schockventil
	x ⁸	x ⁸		HAAA	HAAB	Adjustable external Relief Valve / Schockventil (einstellbar)
	x	x		-	AAUY	Nickel Plated Except Shaft
Consult factory for other positions and combinations. / Weitere Optionen nach Rücksprache verfügbar						

¹ Not applicable to 0365 or 0390 displacements

² Not available in 0330, 0365 or 0390 displacements

³ Not available in 0260, 0295, 0330, 0365 or 0390 displacements

⁴ Not available in 0230, 0260, 0295, 0330, 0365 or 0390 displacements

⁵ Not available with 0230, 0295, 0330, 0365 or 0390 displacements

⁶ Only available with 25 shaft

⁷ Not available with R or Y ports

⁸ Only available with M ports

LSHT Torqmotors™ and Nichols™ Motors
Light Duty Motors HY13-1590-010/US,EU

Standard Options

Code: AAAA
 Black Paint

Code: AAAB
 No Paint

Code: AAAC
 Double Paint — Base coat of red oxine primer and finish coat of black paint for increased corrosion resistance.

Code AAAF* or AABP
Castle Nut — All motors ordered with Tapered shafts are equipped with patch locking nuts. If desired, a castle nut may be specified.

Code: AAAJ* or AAFG
 High Temperature Commutator Seal — Under conditions of high temperature, it is suggested that a high temperature commutator seal be used.

Code: AAAG* or AAAH
Fluorocarbon — is available under various registered trademarks, including **VITON™** (a registered trademark of DuPont), **FLUOREL™** (a registered trademark of 3M) or **FPM™** (a registered trademark of DuPont).

Code: AABJ* or AABK
 Free Running Rotorset — The “free running rotorset” is a specially dimensioned rotorset that allows for smooth operation at low flows and low pressure. Volumetric efficiency can be affected.

Code: AAAA
 Schwarz lackiert

Code: AAAB
 No Paint

Code: AAAC
 Zweischichtlackierung schwarz

Code AAAF* or AABP
 Kronenmutter
 Selbstsichernde Mutter wird ersetzt durch Kronenmutter

Code: AAAJ* or AAFG
Kommutatordichtung fuer hohe Temperaturen — Bei hohen Temperaturen des Hydraulikoels wird empfohlen die Kommutatordichtung fuer hohe Temperaturen einzusetzen!

Code: AAAG* or AAAH
 Fluorocarbon Dichtungen
 Für Anwendungen im höheren/niedrigeren Temperaturenbereich oder speziellen Flüssigkeiten wird der Einsatz von Fluorocarbon Dichtungen empfohlen. Fluorocarbon ist bekannt unter verschiedenen eingetragenen Warenzeichen VITON™ - DuPont, Fluorel™ - 3M, FPM™ - DuPont

Code: AABJ* or AABK
 Leichtläufer Rotorsatz
 Anlaufdruck < 5 bar

* Option code shown is with a single black coat of paint.
 * Code: Motor schwarz grundiert
 * Le code d'option montré correspond à une seule couche de peinture noire.
 * El código de la opción mostrado es con una sola capa de pintura negra.

Code: FSAA* or FSAB

An Economical Sensor for Speed Readout

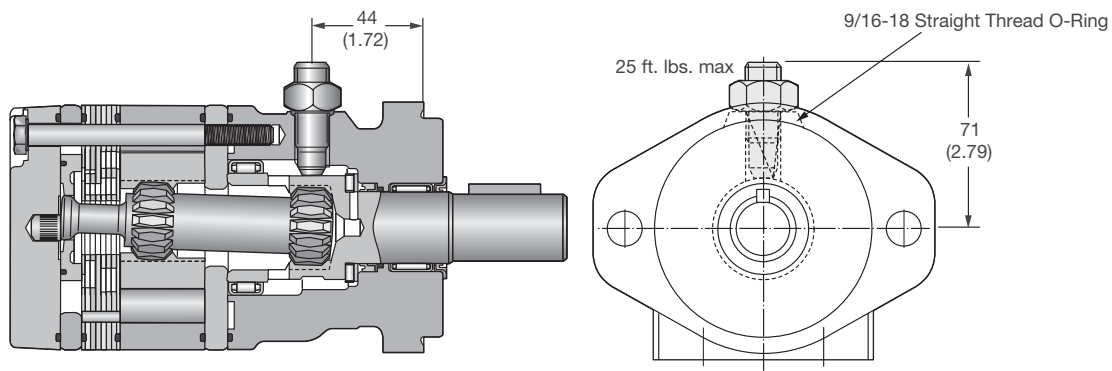
This rugged, weather resistant design is ideal for industrial and mobile applications. Applications include salt/sand/fertilizer spreader drives, conveyer drives and injection molder compression drives. The sensor is a hall-effect type, which when externally powered outputs 30 square wave digital pulses per coupling shaft revolution. The connector is a user friendly universally available 4 pin polarized M12 connector allowing for simplified field service. The integrated design does not effect the side load capacity or performance of the torque motor.

Dieser robuste, wetterfeste Drehzahlaufnehmer arbeitet nach dem Halleffekt. Es werden 30 Rechteckimpulse pro Abtriebswellenumdrehung erzeugt. Durch Erfassung der positiven und negativen Wellenflanken sind 60 Impulse pro Umdrehung möglich. Der Sensor führt zu keiner Leistungsbeschränkung des Motors. Die volle Radiallastkapazität bleibt erhalten.

Un capteur economique pour mesure de la vitesse. Ce capteur robuste et resistant aux intemperies est a effet Hall. Alimente par une source externe, il fournit 30 ondes digitales carrees par tour. Par multiplication lelectronique on obtient 60 pulsations par tour. Son montage ne modifie pas le couple ni la charge radiale du moteur qui le recoit.

Este es un diseño de construcción reforzada, apto para uso a la intemperie e ideal para uso industrial y en equipos móviles. Entre sus aplicaciones, se puede mencionar esparcidores de sal, arena o fertilizantes, unidades motoras de transportadores y unidades motoras de compresión para moldeo a inyección. El sensor es del tipo de medio efecto, que al ser excitado externamente, genera 30 pulsos digitales de onda cuadrada por cada revolución del eje del acoplamiento.

Utiliza un simple conector M12 polarizado tetrapolar, que es de uso común y facilita el mantenimiento en el lugar de instalación. El diseño integrado no afecta la capacidad de carga lateral ni la potencia del motor de torque.



- * Option code FSAA is with a single black coat of paint.
- * Code FSAA: Motor schwarz grundiert
- * Le code d'option montré correspond à une seule couche de peinture noire.
- * El código de la opción mostrado es con una sola capa de pintura negra.

US equivalents for metric specifications are shown in ().

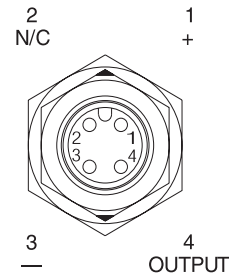
006 Light Duty Options.indd, js



Speed Sensor / Drehzahl-Sensor
Compte-tours / Contagiri

LSHT Torqmotors™ and Nichols™ Motors
Light Duty Motors HY13-1590-010/US,EU

Operating voltage range Versorgungsspannung Gamme de tension de service Gama de voltaje de alimentacion	4.5...24 VDC
Operating temperature Arbeitstemperatur Temperature de service Temperatura de servicio	-20° to 220° F -29°...104° C
Operating frequency range Arbeitsfrequenz Gamme de frequences de service Gama de frecuencia de servicio	0...10 KHZ
Max sink current Erforderlicher Laststrom Courant d'affaïsement maxi Corriente maxima de alimentacion	0 ... 20 mA (max.)
Connection Anschluß Branchement Conexion	4 Pin Polarized (12mm)
Sensor output Sonsorausgang Sortie du détecteur Salida del sensor	30 Pulses per revolution which can be doubled electronically 30 impulsions par revolution pouvant etre doublees electroniquement 30 pulsos por revolucion, que pueden duplicarse electronicamente
Output is NPN Ausgang is NPN La sortie est NPN La salida es NPN	Open Collector



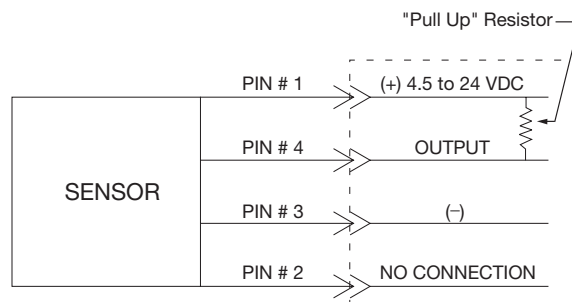
4 Pin Polarized
M12 Connector (Male)

Cable and "Pull Up" Resistor are not supplied by factory.

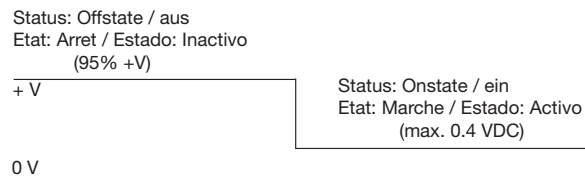
Zubehör wie z.B. Kabel gehören nicht zum Lieferumfang

Le câble et la résistance "Pull Up" ne sont pas fournis par l'usine.

El cable y la resistencia de arranque no se suministran originalmente de fábrica.



Pull-up Resistor Value Formula Formel zur Ermittlung des Pull up-Widerstandes Formule de la valeur de resistance Pull-up Calculo de la resistance de carga	(0.25 Watt, 5% de tol.) (0.25 Watt, Tol. 5%) (0.25 Watt 5% Tol.) (0.25 Watt, toll. 5%)	Voltage / Spannung Courant d'affaïsement/ Voltaje 4.5...24 VDC Sink Current / Laststrom 0...20 mA Resistance / Corriente de alimentacion	=	Resistor Widerstand Resistance Resistencia	(k Ohm)
--	---	--	---	---	---------



Hot Oil Shuttle Valve / Spülventil
Valve de rincage / Valvola scambiatrice

LSHT Torqmotors™ and Nichols™ Motors
Light Duty Motors

HY13-1590-010/US,EU

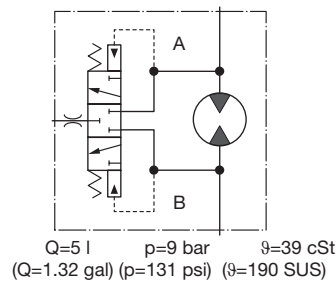
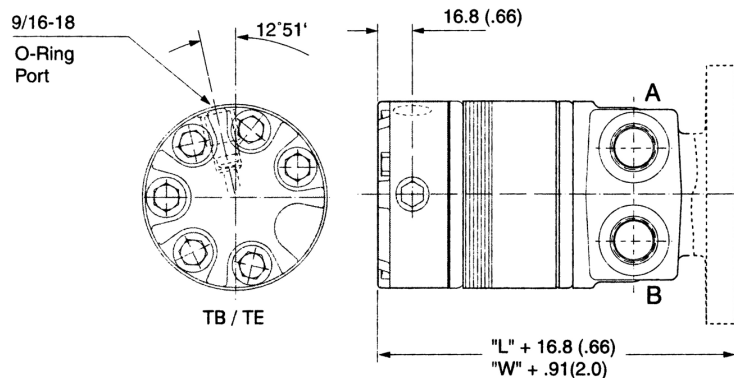
Code: AANC or AAJV*

A Hot Oil Shuttle is used to continuously remove a portion of the fluid in a closed loop transmission or other closed loop system. At 125 PSI pressure differential between the motor return port and the shuttle outlet, 1.5 GPM will exit the circuit to cool, filter and return to the reservoir. The constant loop replenishment helps to keep heat and contamination from building up in the circuit.

Spülventil für geschlossene Systeme zur Rückführung einer definierten Menge des Niederdrucköls in den Tank zur Abkühlung innerhalb desselben Kreislaufs.

Valve de rincage pour systèmes fermés pour le retour d'un volume déterminé de fluide basse pression vers le réservoir, un refroidisseur ou un filtre de réfrigération, dans le même circuit.

Un transferidor de aceite caliente actúa permanentemente para extraer una parte del fluido en una transmisión de circuito cerrado u otro sistema de circuito cerrado. Entre la entrada de retorno del motor y la salida del transferidor hay una diferencia de presión de 125 psi (libras/pulg.²), y a esta presión salen 1,5 galones por minuto del circuito para enfriarse, filtrarse y volver al depósito de fluido. El reacondicionamiento permanente de parte del fluido evita la contaminación del mismo y el incremento de temperatura en el circuito.



* Option code AAJV is with a single black coat of paint
 * Code AAJV: Motor schwarz grundiert
 * Le code d'option moneté correspond à une seule couche de peinture noire
 * El código de la opción mostrado es con una sola capa de pintura negra
 English equivalents for metric specifications are shown in ().

006 Light Duty Options.indd, js



Crossover relief valve / Schockventil Valve anti-choc / Vavola di soprapressione

LSHT Torqmotors™ and Nichols™ Motors Light Duty Motors

HY13-1590-010/US,EU


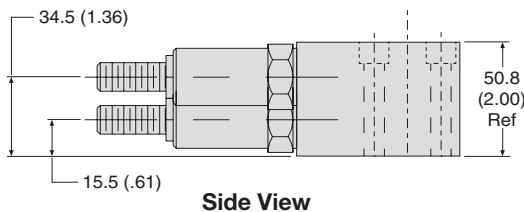
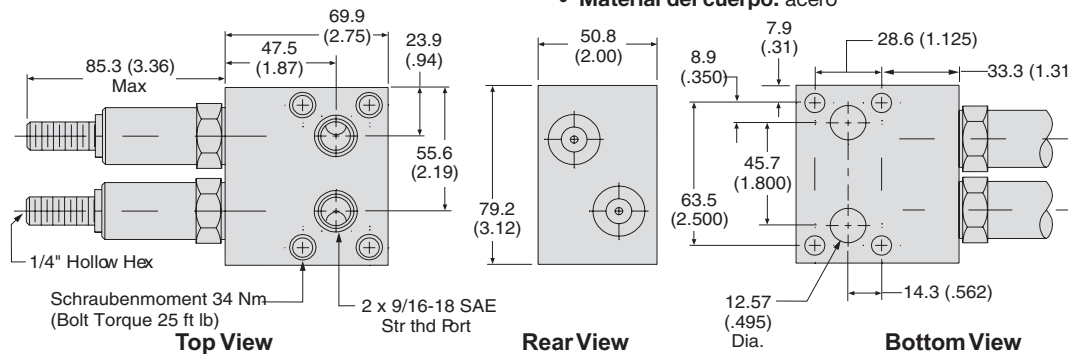
Code: HAAA* or HAAB

Specifications

- **Rated flow** — 20 gpm
- **Max. Operating Pressure** — adjustable up to 3500 psi, factory preset at 1750 psi.
- **Reseat Pressure** — 90% of set pressure
- **Operating Temperature Range:** -40°F to 250°F
- **Cartridge Material** — All parts steel. All operating parts hardened steel.
- **Body Material** — Steel

Einsatzdaten

- Max. Fluß 76l/min.
- Max. Druck 240 bar (Voreinstellung 120 bar)
- Hysterese 90% des Öffnungsdrucks
- Betriebstemperatur - 40°C bis 115°C
- Ventil in Stahlausführung
- Code für Ausführung schwarz grundiert



- * Option code shown is with a single black coat of paint.
- * Motor schwarz grundiert
- * Le code d'option montré correspond à une seule couche de peinture noire.
- * El código de la opción mostrado es con una sola capa de pintura negra.

English equivalents for metric dimensions are shown in ().

006 Light Duty Options.indd, js

Spécifications

- **Débit nominal** – 75,7 litres/minute (20 gallons/minute)
- **Pressure de service maximale** – ajustable jusqu'à 246 kg/cm² (3 500 ppo²), pré réglée à l'usine à 123 kg/cm² (1 750 ppo²).
- **Pression de rajustage** – 90% de la pression de consigne
- **Gamme des températures de service** – de -40° C à 121° C (-40° F à 250° F).
- **Matériau de la cartouche** – Entièrement en acier. Toutes les pièces de service en acier durci.
- **Matériau du corps** – Acier

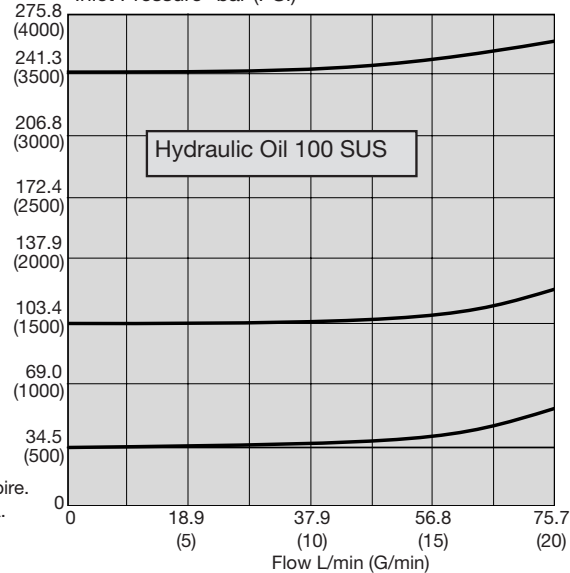
Especificaciones técnicas

- **Caudal:** 20 galones/minuto
- **Presión máxima de servicio:** regulable hasta 3.500 libras/pulg.². Regulada de fábrica a 1.750 libras/pulg.².
- **Presión de reasentamiento:** 90% de la presión calibrada.
- **Gama de temperatura de servicio:** - 40° F a 250° F
- **Material del cartucho:** todas las partes son de acero. Todas las partes activas son de acero templado.
- **Material del cuerpo:** acero

Performance Curve

Flow vs. Pressure

Inlet Pressure- bar (PSI)



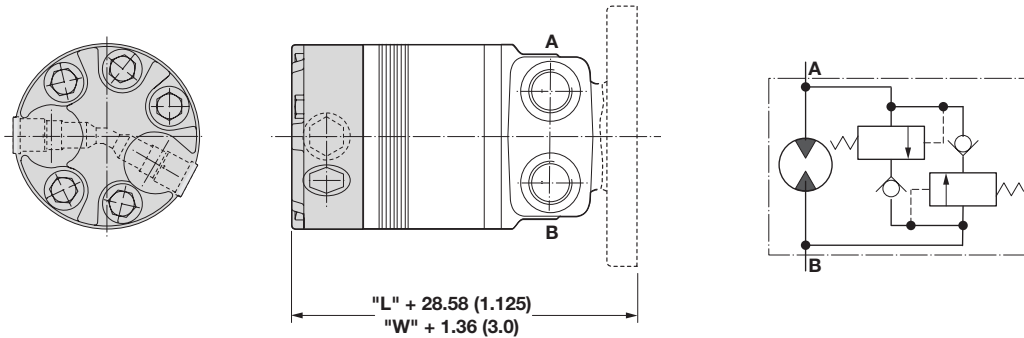
Internal relief valve / Schockventil intern
Soupage de sécurité interne /
Regolatrice di pressione interna

LSHT Torqmotors™ and Nichols™ Motors
Light Duty Motors

HY13-1590-010/US,EU

Code: Bidirectional Relief Valves

This integrated internal relief valve is used for fixed pressure settings.
 Internes Schockventil mit festen Einstelldrucken
 La soupape de sécurité interne s'utilise pour des valeurs de pression fixes.
 La valvula interna de alivio se utiliza para calibraciones fijas de presion.



Code	Description	TC	TB	TE	TJ
BBCM	83 Bar / 1200 PSI Int Bidirectional Relief, No paint	x ²	x ⁷	x ⁷	x
BBCN	140 Bar / 2030 PSI Int Bidirectional Relief, No paint		x ⁷	x ²	x ²
BBCP	100 Bar / 1450 PSI Int Bidirectional Relief, No paint	x ³	x ⁷	x ⁷	x
BBCR	100 Bar / 1450 PSI Int Bidirectional Relief, Black paint	x ³	x ⁷	x ⁷	x
BBCT	108 Bar / 1560 PSI Int Bidirectional Relief, No paint	x ³	x ^{1,7}	x ⁷	x
BBCV	64 Bar / 921 PSI Int Bidirectional Relief, Black paint	x	x ⁷	x ⁷	x
BBCK	120 Bar / 1740 PSI Int Bidirectional Relief, No paint	x ⁴	x ^{2,7}	x ⁷	x
BBCE	83 Bar / 1200 PSI Int Bidirectional Relief, Flourocarbon (Viton) Seals, No Paint				
BBDE	150 Bar / 2175 PSI Int Bidirectional Relief, Flourocarbon (Viton) Seals, No paint				
BBDF	53 Bar / 761 PSI Int Bidirectional Relief, Black paint	x	x ⁷	x ⁷	x
BBDM	53 Bar / 761 PSI Int Bidirectional Relief, No paint	x	x ⁷	x ⁷	x
BBDT	150 Bar / 2175 PSI Int Bidirectional Relief, No paint				
BBDY	120 Bar / 1740 PSI Int Bidirectional Relief, Black paint	x ⁴	x ^{5,7}	x ⁷	x
BBGA	83 Bar / 1200 PSI Bar Int Bidirectional Relief, Black Paint	x ²	x ⁷	x ⁷	x
BBFZ	140 Bar / 2030 PSI Bar Int Bidirectional Relief, Black Paint		x ^{5,7}	x ²	x ²

¹ Not applicable to 0365 or 0390 displacements - Nicht verfügbar für 0365 und 0390
² Not available in 0330, 0365 or 0390 displacements
³ Not available in 0260, 0295, 0330, 0365 or 0390 displacements
⁴ Not available in 0230, 0260, 0295, 0330, 0365 or 0390 displacements
⁵ Not available with 0230, 0295, 0330, 0365 or 0390 displacements
⁶ Only available with 25 shaft
⁷ Not available with R or Y ports
⁸ Only available with M ports

Standard Length & Weights for TB Series on Pages 36-43 and TE Series on Pages 76-81.
 Längen/Gewichte TB Serie siehe Seiten 36-43, TE Serie Seiten 76-81.
 Longueurs et poids courants pour la série TB, voir les pages 36-43, et la série E, voir les pages 76-81.
 Los valores estándar de longitud y peso de la Serie TB se puede ver en las Páginas 36-43, y de la Serie E en las Páginas 76-81.

English equivalents for metric specifications are shown in ().

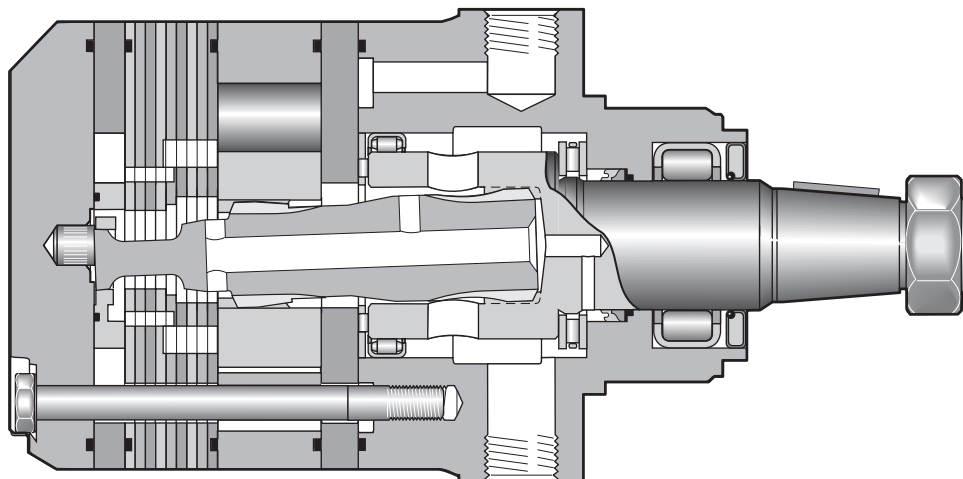

006 Light Duty Options.indd, js



11 Displacements	(4.9 - 29.1 in ³ /rev)	
11 Schluckvolumen	81 . . . 477 cm³/rev	
11 Cylindrée		
11 Desplazamientos		
	Cont.	Int.
Maximum Pressure	(3000 psid)	(4000 psid)
Eingangsdruk	. . . 207 bar	. . . 276 bar
Pression entrée		
Presion Maxima		
Maximum Oil Flow	(25 gpm)	
Schluckstrom	. . . 95 lpm	
Débit d'huile		
Caudal Maximo de Aceite		
Maximum Speed	(749 rpm)	
Drehzahl	749 rpm	
Vitesse de rotation		
Velocidad Maxima		
	Cont.	Int.
Maximum Torque	(6027 lb in)	(8106 lb in)
MaxDrehmoment	681 Nm	916 Nm
Couple		
Torque Maximo		
Maximum Side Load at Key	(3597 lb)	
Seitenlast	. . . 16000 N	
Charges latérales		
Carga Maxima Lateral		

A Tough Motor for Tough Applications

Sturdy construction throughout makes Parker's TF Series motors suitable for the most severe applications. The powertrain uses unique 60:40 spline geometry for strength. All splines are constantly flushed with cool fluid for durability. Roller vanes and sealed commutation assure high volumetric efficiency, smooth low speed operation and extended life. Shaft seals can withstand full system pressure and are washed in cool fluid for long life.



007 TF.indd, js



TF

Series










XXXX

Displacement
Schluckvolumen
Cylindrée
Desplazamiento

Code	cm ³ /U cm ³ /tr cm ³ /giro in ³ /rev
0080	81 / 4.9
0100	100 / 6.1
0130	128 / 7.8
0140	141 / 8.6
0170	169 / 10.3
0195	197 / 11.9
0240	238 / 14.5
0280	280 / 17.1
0360	364 / 22.2
0405	405 / 24.7
0475	477 / 29.1

X


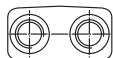

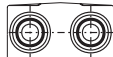
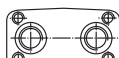
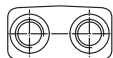
Mounting
Gehäuse
Carter
Montaje

Code	Mounting
A	SAE "A" 2 Bolt 
B	SAE "B" 2 Bolt 
L	Wheel, Front Brake 
M	Magneto 
E	Modified SAE A 6 Bolt 
U	Wheel, Standard 
W*	Wheel, Optional 
D*	Large Wheel Mount 
V*	SAE "A" 4 Bolt 

*Requires rear porting

X

Ports
Anschluß
Plan de raccordement
Lumbreras

Code	Ports
A	7/8-14 SAE O-Ring; Rear Axial 
B	7/8-14 SAE O-Ring; Rear Radial 
E	Manifold; Rear Radial 
H	ISO 6149 M22 x 1.5 
M*	5/16-18 UNC Manifold 
S	7/8-14 SAE 

*Not available on L, U, V or W mounting

For other available options, see pages 237-238.

XX

Shaft
Welle
Arbre
Eje

Code	Shaft
01*	1" 6B Spline
02*	1" Keyed
03	1 1/4" Keyed
04	10B Spline
05	1 1/4" 14 Tooth Spline
06	19 Tooth Spline
07	15 Tooth Spline
08	1 1/4" Tapered
22	25mm Keyed
46	32mm Keyed
62*	1 1/4" 14 Tooth Spline SAE

* Conforms to SAE recommended length

0

Rotation
Drehrichtung
Direction de rotation
Rotacion

Code	Rotation
0	Standard
1	Reverse Timed Manifold

Code	Rear Rotation
0	Standard
1	Reverse Timed Manifold

Rotation viewed from shaft end.

XXXX

Options
Opciones

Code	Options
AAAA	Standard, Black Paint
AAAB	Standard, No Paint
AAAC	Double Paint
AAAF ⁹	Castle Nut, Black Paint
AABP ⁹	Castle Nut, No Paint
AAAG	Fluorocarbon Seals, Black Paint
AAAH	Fluorocarbon Seals, No Paint
AAAJ	High Temperature Commutator Seals, Black Paint
AAFG	High Temperature Commutator Seals, No Paint
AAFW	Fluorocarbon seals, High Temperature Commutator Seals, Black paint
AAFA	Fluorocarbon seals, High Temperature Commutator Seals, No paint
AANG ⁹	Fluorocarbon seals, High Temperature Commutator Seals, Castle Nut, Black paint
AADD ⁹	Fluorocarbon seals, High Temperature Commutator Seals, Castle Nut, No paint
AABJ	Free Running Rotor Set, Black Paint
AABK	Free Running Rotor Set, No Paint
AABL	Free Running Rotor Set, No Commutator Seal, Black Paint
AABM	Free Running Rotor Set, No Commutator Seal, No Paint
BBBA ¹⁰	1000 PSI/69 Bar Internal Bidirectional Relief, Black Paint
BBBM ¹⁰	1000 PSI/69 Bar Internal Bidirectional Relief, No Paint
BBBG ¹⁰	1500 PSI/103 Bar Internal Bidirectional Relief, Black Paint
BBBJ ¹⁰	1500 PSI/103 Bar Internal Bidirectional Relief, No Paint
BBBB ¹⁰	2000 PSI/138 Bar Internal Bidirectional Relief, Black Paint
BBBN ¹⁰	2000 PSI/138 Bar Internal Bidirectional Relief, No Paint
BDL ^{10,11}	2500 PSI/172 Bar Internal Bidirectional Relief, Black Paint
BBCG ^{10,11}	2500 PSI/172 Bar Internal Bidirectional Relief, No Paint
BBBC ^{10,12}	3000 PSI/207 Bar Internal Bidirectional Relief, Black Paint
BBBF ^{10,12}	3000 PSI/207 Bar Internal Bidirectional Relief, No Paint
BBBD ^{10,13}	4000 PSI/276 Bar Internal Bidirectional Relief, Black Paint
BBBW ^{10,13}	4000 PSI/276 Bar Internal Bidirectional Relief, No Paint
FSAA	Speed Sensor, Black Paint
FSAB	Speed Sensor, No Paint
AAAT ¹⁰	Bidirectional Shuttle, 11:00, Black Paint
AAF ¹⁰	Bidirectional Shuttle, 11:00, No Paint
AAAU ^{9,10}	Bidirectional Shuttle, 11:00, Castle Nut, Black Paint
AAGF ^{9,10}	Bidirectional Shuttle, 11:00, Castle Nut, NO Paint
AAUY	Nickel Plated Except Shaft

* Abtriebswelle Ø 25mm Max. Moment cont./int. }
Coupling shaft Ø 1 inch Max. torque cont./int. } 450/550 Nm
Arbre 6B SAE Couple maxi cont./int. }
Eje de acoplamiento Coppia max cont./int. }

⁹ Available only with shaft code 08

¹⁰ Not available with ports code A, B or E

¹¹ Not available with displacement 0475

¹² Not available with displacements 0360, 0405 or 0475

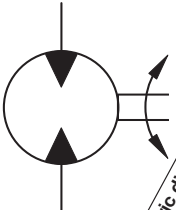
¹³ Only available with displacement 0080

007 TF.indd, js



Performance Data / Leistungsdaten
Puissance / Datos Tecnicos

LSHT Torqmotors™ and Nichols™ Motors
TF Series / Serie / Série HY13-1590-010/US,EU



Motor Series TF	cm ³ /rev in ³ /rev	rev/min	cont / int* l/min g/min		cont / int* bar psid		max bar psig	cont / int* Nm lb-in		max KW HP	cont / int* Nm lb-in	
TF 0080	81 4.9	693	46 12	57 15	207 3000	276 4000	300 4350	220 1948	296 2621	21.5 28.8	158 1401	205 1811
TF 0100	100 6.1	749	57 15	76 20	155 2250	241 3500	300 4350	197 1746	318 2813	24.9 33.4	148 1309	243 2155
TF 0130	128 7.8	583	57 15	76 20	138 2000	207 3000	300 4350	229 2031	356 3148	21.7 29.1	180 1596	278 2460
TF 0140	141 8.6	530	57 15	76 20	138 2000	207 3000	300 4350	254 2248	393 3477	21.8 29.2	196 1739	308 2728
TF 0170	169 10.3	444	57 15	76 20	138 2000	207 3000	300 4350	317 2808	489 4324	22.7 30.5	243 2152	385 3404
TF 0195	197 12.0	381	57 15	76 20	138 2000	207 3000	300 4350	364 3222	562 4971	22.4 30.1	302 2671	468 4142
TF 0240	238 14.5	394	76 20	95 25	138 2000	207 3000	300 4350	427 3782	670 5928	27.7 37.1	366 3242	572 5058
TF 0280	280 17.1	334	76 20	95 25	138 2000	207 3000	300 4350	509 4502	794 7029	27.8 37.3	438 3876	672 5946
TF 0360	364 22.2	258	76 20	95 25	130 1880	190 2750	300 4350	594 5257	880 7788	20.0 26.8	517 4575	779 6898
TF 0365 Clutch	364 22.2	258	76 20	95 25	97 1400	152 2200	300 4350	437 3871	740 6456	20.0 26.8	398 3521	650 5749
TF 0405	405 24.7	231	76 20	95 25	128 1850	172 2750	300 4350	655 5800	916 8106	22.1 29.7	575 5091	789 6978
TF 0475	477 29.1	195	76 20	95 25	113 1645	138 2000	300 4350	681 6027	851 7528	17.4 23.3	603 5334	740 6548

Performance data based on testing using 10W40 oil with a viscosity of 43.1 cSt (200 SUS) at 54° C (130° F.) Performance data is typical. Actual data may vary slightly from one production motor to another.

Les données sur les performances sont basées sur des tests utilisant de l'huile 10W40 d'une viscosité de 200 SUS à 54°C (130°F). Ces données correspondent à des situations typiques. Les données réelles peuvent varier légèrement d'un moteur de production à l'autre.

Leistungsdaten sind gemessen mit SAE 10W40 bei einer Viskosität von 43,1 Cst bei 54°C. Geringfügige Abweichungen von den Katalogdaten sind möglich.

Datos técnicos obtenidos con aceite 10W40 de 200 SUS de viscosidad a 54°C (130°F). Los datos proporcionados son valores típicos. Los valores exactos reales podrían tener una pequeña variación entre distintos motores.

* Intermittent operation rating applies to 10% of every minute. Intermittierende Werte maximal 10% von jeder Betriebsminute. Fonctionnement interm. 10% max. de chaque minute d'utilisation. Capacidad de funcionamiento intermitente válida para 10% por cada minuto.

007 TF.indd.js



Performance Data / Leistungsdaten
Puissance / Datos Tecnicos

LSHT Torqmotors™ and Nichols™ Motors
TF Series / Serie / Série HY13-1590-010/US,EU

TF 0080

4.9 cu in / rev

	PRESSURE (PSID)							
	500	1000	1500	2000	2500	3000	3500	4000
.5	256 19	546 14	835 8	1118 1				
1	270 42	575 37	867 31	1151 24	1434 17	1713 13	2002 12	2289 13
2	281 89	598 83	917 76	1233 68	1537 60	1821 53	2090 46	2352 40
3	282 135	601 128	922 121	1238 113	1547 104	1845 96	2138 86	2428 78
4	284 182	610 174	938 166	1264 158	1586 149	1899 139	2202 129	2491 120
5	282 228	612 219	944 211	1278 202	1607 193	1932 183	2250 172	2560 163
7	274 321	607 311	945 301	1285 291	1622 281	1957 270	2288 258	2612 247
9	262 414	597 402	937 391	1279 380	1622 369	1960 357	2295 344	2628 331
12	239 553	574 540	916 526	1260 514	1605 501	1948 488	2287 472	2621 456
15	215 693	546 677	886 661	1231 646	1579 633	1927 619	2269 601	2605 582

Flow (GPM)

TORQUE (LB IN) 2605
 SPEED (RPM) 582

Cont. Int.

Intermittent operation rating applies to 10% of every minute.

Fonctionnement interm. 10% max. de chaque minute d'utilisation.
 Performance data based on testing using 10W40 oil with a viscosity of 200 SUS at 54° C (130° F). Performance data is typical. Actual data may vary slightly from one production motor to another.

Les donnees sur les performances sont basees sur des tests utilisant de l'huile 10W40 d'une viscosite de 200 SUS a 54°C (130°F). Ces donnees correspondent a des situations typiques. Les donnees reelles peuvent varier legerement d'un moteur de production a l'autre.

007 TFEindd, js

Intermittierende Werte maximal 10% von jeder Betriebsminute.

Capacidad de funcionamiento intermitente valida para 10% por cada minuto. Leistungsdaten sind gemessen mit SAE 10W40 bei einer Viskositat von 43,1 Cst beo 54°C. Geringfügige Abweichungen von den Katalogerten sond möglich.

Datos tecnicos obtenidos con aceite 10W40 de 200 SUS de viscosidad a 54°C (130°F). Los datos proporcionados son valores tipcos. Los valores exactos reales podrian tener una pequena variacion entre distintos motores.



TF 0100
6.1 cu in / rev

	PRESSURE (PSID)							
	500	1000	1500	2000	2250	2500	3000	3500
.5	318 14	679 9	1041 4					
1	335 33	703 28	1066 22	1430 17	1611 14	1791 12	2162 9	2543 6
2	351 71	743 65	1132 58	1514 52	1700 48	1882 45	2241 39	2602 34
3	350 109	746 102	1138 95	1525 88	1717 84	1907 80	2288 72	2671 64
4	353 147	754 139	1156 132	1554 124	1752 120	1948 116	2334 107	2716 98
5	352 184	759 177	1167 169	1572 161	1774 156	1974 152	2370 143	2762 133
7	343 260	753 252	1166 243	1581 233	1788 229	1994 224	2401 213	2810 202
9	329 336	741 327	1159 316	1579 306	1788 301	1997 296	2411 284	2824 272
12	299 449	715 438	1137 426	1561 415	1773 409	1985 403	2406 391	2825 377
15	259 562	679 549	1106 536	1532 523	1746 517	1959 510	2387 496	2813 480
20	186 749	607 734	1034 718	1463 703	1679 696	1896 689	2331 671	2763 653

Flow (GPM)

TORQUE (LB IN) 2763
 SPEED (RPM) 653

Cont. Int.

Intermittent operation rating applies to 10% of every minute.

Fonctionnement interm. 10% max. de chaque minute d'utilisation.

Performance data based on testing using 10W40 oil with a viscosity of 200 SUS at 54° C (130° F). Performance data is typical. Actual data may vary slightly from one production motor to another.

Les données sur les performances sont basées sur des tests utilisant de l'huile 10W40 d'une viscosité de 200 SUS à 54°C (130°F). Ces données correspondent à des situations typiques. Les données réelles peuvent varier légèrement d'un moteur de production à l'autre.

007 TF.indd.js

Intermittierende Werte maximal 10% von jeder Betriebsminute.

Capacidad de funcionamiento intermitente valida para 10% por cada minuto. Leistungsdaten sind gemessen mit SAE 10W40 bei einer Viskosität von 43,1 Cst bei 54°C. Geringfügige Abweichungen von den Katalogerten sind möglich.

Datos tecnicos obtenidos con aceite 10W40 de 200 SUS de viscosidad a 54°C (130°F). Los datos proporcionados son valores tipicos. Los valores exactos reales podrian tener una pequena variacion entre distintos motores.



TF 0130

7.8 cu in / rev

	PRESSURE (PSID)					
	500	1000	1500	2000	2500	3000
.5	441 10	927 7	1413 3			
1	456 24	948 21	1440 17	1935 13	2422 9	2909 5
2	478 52	991 47	1495 42	2004 36	2508 32	3009 29
3	475 82	993 76	1510 70	2023 63	2533 57	3042 52
4	479 112	1006 105	1529 98	2048 91	2568 85	3084 79
5	478 141	1014 134	1548 127	2076 119	2600 113	3115 106
7	467 200	1010 192	1553 184	2094 176	2632 169	3166 161
9	447 259	996 251	1546 242	2094 233	2640 225	3184 216
12	410 348	961 338	1518 328	2073 318	2626 309	3177 299
15	365 436	914 426	1474 415	2031 404	2589 394	3148 382
20	263 583	812 572	1371 559	1933 547	2498 535	3059 522

Flow (GPM)

TORQUE (LB IN) 3059
 SPEED (RPM) 522

Cont. Int.

Intermittent operation rating applies to 10% of every minute.

Fonctionnement interm. 10% max. de chaque minute d'utilisation.
 Performance data based on testing using 10W40 oil with a viscosity of 200 SUS at 54° C (130° F). Performance data is typical. Actual data may vary slightly from one production motor to another.

Les donnees sur les performances sont basees sur des tests utilisant de l'huile 10W40 d'une viscosite de 200 SUS a 54°C (130°F). Ces donnees correspondent a des situations typiques. Les donnees reelles peuvent varier legerement d'un moteur de production a l'autre.

007 TF.indd, js

Intermittierende Werte maximal 10% von jeder Betriebsminute.

Capacidad de funcionamiento intermitente valida para 10% por cada minuto. Leistungsdaten sind gemessen mit SAE 10W40 bei einer Viskositat von 43,1 Cst beo 54°C. Geringfügige Abweichungen von den Katalogerten sond möglich.

Datos tecnicos obtenidos con aceite 10W40 de 200 SUS de viscosidad a 54°C (130°F). Los datos proporcionados son valores tipcos. Los valores exactos reales podrian tener una pequena variacion entre distintos motores.



TF 0140

8.6 cu in / rev

PRESSURE (PSID)

	500	1000	1500	2000	2500	3000
.5	485 11	1025 8	1560 4			
1	507 24	1056 20	1594 16	2137 12	2682 8	3224 5
2	526 50	1101 46	1670 42	2237 37	2796 33	3336 28
3	525 77	1103 72	1676 68	2246 63	2814 57	3370 52
4	528 103	1114 98	1696 93	2277 88	2857 82	3423 77
5	528 130	1120 125	1712 119	2301 113	2885 107	3456 101
7	516 184	1115 177	1716 170	2314 164	2908 158	3497 151
9	496 237	1100 230	1707 222	2311 215	2912 208	3510 200
12	454 317	1063 309	1677 300	2290 292	2901 284	3506 275
15	403 397	1011 388	1629 378	2248 368	2866 359	3477 349
20	298 530	908 520	1525 508	2149 497	2775 485	3401 473

Flow (GPM)

TORQUE (LB IN) 3401
 SPEED (RPM) 473

Cont. Int.

Intermittent operation rating applies to 10% of every minute.

Fonctionnement interm. 10% max. de chaque minute d'utilisation.

Performance data based on testing using 10W40 oil with a viscosity of 200 SUS at 54° C (130° F). Performance data is typical. Actual data may vary slightly from one production motor to another.

Les données sur les performances sont basées sur des tests utilisant de l'huile 10W40 d'une viscosité de 200 SUS à 54°C (130°F). Ces données correspondent à des situations typiques. Les données réelles peuvent varier légèrement d'un moteur de production à l'autre.

007 TF.indd.js

Intermittierende Werte maximal 10% von jeder Betriebsminute.

Capacidad de funcionamiento intermitente valida para 10% por cada minuto. Leistungsdaten sind gemessen mit SAE 10W40 bei einer Viskosität von 43,1 Cst bei 54°C. Geringfügige Abweichungen von den Katalogerten sind möglich.

Datos tecnicos obtenidos con aceite 10W40 de 200 SUS de viscosidad a 54°C (130°F). Los datos proporcionados son valores tipicos. Los valores exactos reales podrian tener una pequena variacion entre distintos motores.



TF 0170

10.3 cu in / rev

	PRESSURE (PSID)					
	500	1000	1500	2000	2500	3000
.5	627 8	1304 6	1980 2			
1	657 19	1341 16	2021 12	2714 9	3404 4	4101 1
2	687 42	1409 38	2123 34	2829 29	3520 25	4197 21
3	681 64	1407 60	2127 56	2841 51	3552 45	4263 40
4	681 86	1419 82	2153 77	2879 72	3604 67	4321 61
5	675 109	1423 104	2165 99	2897 94	3628 88	4355 82
7	654 153	1406 148	2161 143	2911 137	3652 130	4385 123
9	624 198	1380 193	2143 186	2900 180	3645 173	4384 165
12	572 265	1331 259	2101 252	2863 244	3618 236	4364 228
15	514 332	1267 325	2040 317	2808 309	3570 300	4324 291
20	387 444	1138 436	1903 427	2667 417	3435 407	4201 396

Flow (GPM)

TORQUE (LB IN) 4201
 SPEED (RPM) 396

Cont. Int.

Intermittent operation rating applies to 10% of every minute.

Fonctionnement interm. 10% max. de chaque minute d'utilisation.
 Performance data based on testing using 10W40 oil with a viscosity of 200 SUS at 54° C (130° F). Performance data is typical. Actual data may vary slightly from one production motor to another.

Les donnees sur les performances sont basees sur des tests utilisant de l'huile 10W40 d'une viscosite de 200 SUS a 54°C (130°F). Ces donnees correspondent a des situations typiques. Les donnees reelles peuvent varier legerement d'un moteur de production a l'autre.

007 TF.indd, js

Intermittierende Werte maximal 10% von jeder Betriebsminute.

Capacidad de funcionamiento intermitente valida para 10% por cada minuto. Leistungsdaten sind gemessen mit SAE 10W40 bei einer Viskositat von 43,1 Cst beo 54°C. Geringfügige Abweichungen von den Katalogerten sond möglich.

Datos tecnicos obtenidos con aceite 10W40 de 200 SUS de viscosidad a 54°C (130°F). Los datos proporcionados son valores tipcos. Los valores exactos reales podrian tener una pequena variacion entre distintos motores.



TF 0195

12.0 cu in / rev

	PRESSURE (PSID)					
	500	1000	1500	2000	2500	3000
.5	710 8	1494 7	2286 5	3085 3		
1	737 18	1537 16	2334 14	3133 12	3946 9	4767 7
2	757 37	1587 35	2417 32	3242 29	4067 26	4887 23
3	758 56	1591 53	2424 51	3254 47	4086 44	4914 40
4	759 75	1604 72	2450 69	3292 66	4131 62	4965 58
5	755 94	1610 91	2469 88	3321 84	4163 80	5000 75
7	737 132	1599 129	2467 125	3329 120	4185 116	5034 110
9	709 170	1577 166	2451 162	3319 157	4181 152	5034 146
12	652 228	1523 223	2405 218	3283 212	4154 206	5018 199
15	586 285	1451 280	2338 273	3222 267	4100 260	4971 252
20	445 381	1303 375	2174 367	3056 359	3939 350	4822 341

Flow (GPM)

TORQUE (LB IN) 4822
 SPEED (RPM) 341

Cont. Int.

Intermittent operation rating applies to 10% of every minute.

Fonctionnement interm. 10% max. de chaque minute d'utilisation.

Performance data based on testing using 10W40 oil with a viscosity of 200 SUS at 54° C (130° F). Performance data is typical. Actual data may vary slightly from one production motor to another.

Les donnees sur les performances sont basees sur des tests utilisant de l'huile 10W40 d'une viscosite de 200 SUS a 54°C (130°F). Ces donnees correspondent a des situations typiques. Les donnees reelles peuvent varier legerement d'un moteur de production a l'autre.

007 TF.indd.js

Intermittierende Werte maximal 10% von jeder Betriebsminute.

Capacidad de funcionamiento intermitente valida para 10% por cada minuto. Leistungsdaten sind gemessen mit SAE 10W40 bei einer Viskositat von 43,1 Cst beo 54°C. Geringfügige Abweichungen von den Katalogerten sond möglich.

Datos tecnicos obtenidos con aceite 10W40 de 200 SUS de viscosidad a 54°C (130°F). Los datos proporcionados son valores tipcos. Los valores exactos reales podrian tener una pequena variacion entre distintos motores.



TF 0240
14.5 cu in / rev

PRESSURE (PSID)

	500	1000	1500	2000	2500	3000
.5	856 7	1796 5	2758 3	3739 1		
1	883 15	1838 13	2801 11	3780 8	4756 5	5741 3
2	920 30	1912 28	2910 26	3895 23	4880 20	5864 17
3	919 46	1920 44	2927 41	3931 38	4924 35	5919 31
4	924 62	1941 60	2958 57	3967 54	4978 50	5985 45
5	919 78	1948 75	2975 72	3998 69	5017 64	6025 60
7	904 109	1947 106	2995 103	4036 99	5066 94	6090 89
9	868 141	1922 137	2982 134	4033 130	5072 124	6101 119
12	815 188	1866 184	2930 180	3998 175	5053 169	6090 162
15	726 235	1791 231	2865 227	3934 221	5002 214	6054 206
20	539 315	1616 310	2699 304	3782 297	4863 289	5928 280
25	335 394	1404 389	2464 382	3542 374	4634 365	5718 354

Flow (GPM)

TORQUE (LB IN) 5718
 SPEED (RPM) 354

Cont. Int.

Intermittent operation rating applies to 10% of every minute.

Fonctionnement interm. 10% max. de chaque minute d'utilisation.
 Performance data based on testing using 10W40 oil with a viscosity of 200 SUS at 54° C (130° F). Performance data is typical. Actual data may vary slightly from one production motor to another.

Les donnees sur les performances sont basees sur des tests utilisant de l'huile 10W40 d'une viscosite de 200 SUS a 54°C (130°F). Ces donnees correspondent a des situations typiques. Les donnees reelles peuvent varier legerement d'un moteur de production a l'autre.

007 TF.indd, js

Intermittierende Werte maximal 10% von jeder Betriebsminute.

Capacidad de funcionamiento intermitente valida para 10% por cada minuto. Leistungsdaten sind gemessen mit SAE 10W40 bei einer Viskositat von 43,1 Cst bei 54°C. Geringfügige Abweichungen von den Katalogerten sind möglich.

Datos tecnicos obtenidos con aceite 10W40 de 200 SUS de viscosidad a 54°C (130°F). Los datos proporcionados son valores tipicos. Los valores exactos reales podrian tener una pequena variacion entre distintos motores.



TF 0280

17.1 cu in / rev

	PRESSURE (PSID)					
	500	1000	1500	2000	2500	3000
.5	1048 6	2180 5	3333 4	4508 3	5704 2	
1	1080 13	2237 12	3399 11	4577 9	5762 7	6925 5
2	1120 26	2316 25	3516 23	4726 22	5915 19	7092 17
3	1117 39	2320 38	3528 36	4742 34	5949 32	7134 29
4	1120 53	2337 51	3559 49	4778 47	5988 44	7187 41
5	1109 66	2342 64	3575 62	4802 60	6020 56	7218 53
7	1086 93	2331 91	3582 88	4827 85	6058 81	7266 77
9	1040 120	2299 117	3562 114	4811 111	6048 106	7264 102
12	978 160	2226 157	3494 154	4758 149	6001 144	7217 138
15	888 200	2146 197	3419 193	4688 188	5945 182	7176 175
20	678 267	1945 263	3223 258	4502 252	5777 245	7029 236
25	442 334	1686 330	2938 324	4206 316	5487 308	6754 297

Flow (GPM)

TORQUE (LB IN) 6754
 SPEED (RPM) 297

Cont. Int.

Intermittent operation rating applies to 10% of every minute.

Fonctionnement interm. 10% max. de chaque minute d'utilisation.
 Performance data based on testing using 10W40 oil with a viscosity of 200 SUS at 54° C (130° F). Performance data is typical. Actual data may vary slightly from one production motor to another.

Les donnees sur les performances sont basees sur des tests utilisant de l'huile 10W40 d'une viscosite de 200 SUS a 54°C (130°F). Ces donnees correspondent a des situations typiques. Les donnees reelles peuvent varier legerement d'un moteur de production a l'autre.

007 TF.indd.js

Intermittierende Werte maximal 10% von jeder Betriebsminute.

Capacidad de funcionamiento intermitente valida para 10% por cada minuto. Leistungsdaten sind gemessen mit SAE 10W40 bei einer Viskositat von 43,1 Cst bei 54°C. Geringfügige Abweichungen von den Katalogerten sind möglich.

Datos tecnicos obtenidos con aceite 10W40 de 200 SUS de viscosidad a 54°C (130°F). Los datos proporcionados son valores tipicos. Los valores exactos reales podrian tener una pequena variacion entre distintos motores.



TF 0360

22.2 cu in / rev

	PRESSURE (PSID)							
	500	1000	1500	1850	2000	2500	2750	
.5	1436 5	2955 4	4497 4	5582 4	6047 3	7608 3	8393 3	
1	1492 10	3042 9	4591 9	5672 8	6136 8	7673 8	8445 7	
2	1532 20	3114 19	4691 19	5784 18	6249 18	7799 17	8575 16	
3	1527 30	3114 29	4699 29	5796 28	6263 27	7814 26	8590 25	
4	1526 40	3125 40	4718 38	5821 37	6290 37	7847 35	8624 34	
5	1504 51	3114 50	4719 48	5831 47	6304 46	7866 44	8641 43	
7	1469 71	3090 70	4697 68	5809 66	6282 66	7850 63	8630 61	
9	1392 92	3017 90	4640 88	5766 86	6243 85	7817 81	8595 79	
12	1279 122	2902 120	4526 117	5653 115	6133 113	7712 109	8493 106	
15	1106 153	2739 151	4385 147	5518 144	5999 142	7578 139	8355 134	
20	840 204	2465 202	4115 197	5256 193	5735 191	7329 184	8121 180	
25	516 255	2138 253	3756 248	4876 243	5356 240	6976 232	7785 226	

Flow (GPM)

TORQUE (LB IN) 7785
 SPEED (RPM) 226

Cont. Int.

Intermittent operation rating applies to 10% of every minute.

Fonctionnement interm. 10% max. de chaque minute d'utilisation.
 Performance data based on testing using 10W40 oil with a viscosity of 200 SUS at 54° C (130° F). Performance data is typical. Actual data may vary slightly from one production motor to another.

Les donnees sur les performances sont basees sur des tests utilisant de l'huile 10W40 d'une viscosite de 200 SUS a 54°C (130°F). Ces donnees correspondent a des situations typiques. Les donnees reelles peuvent varier legerement d'un moteur de production a l'autre.

007 TFEindd.js

Intermittierende Werte maximal 10% von jeder Betriebsminute.

Capacidad de funcionamiento intermitente valida para 10% por cada minuto. Leistungsdaten sind gemessen mit SAE 10W40 bei einer Viskositat von 43,1 Cst beo 54°C. Geringfügige Abweichungen von den Katalogerten sond möglich.

Datos tecnicos obtenidos con aceite 10W40 de 200 SUS de viscosidad a 54°C (130°F). Los datos proporcionados son valores tipcos. Los valores exactos reales podrian tener una pequena variacion entre distintos motores.



TF 0405

24.7 cu in / rev

	PRESSURE (PSID)					
	500	1000	1500	1850	2000	2500
.5	1567 4	3212 4	4883 3	6075 2	6587 2	8325 2
1	1623 9	3298 8	4972 7	6151 6	6660 6	8371 5
2	1662 18	3377 17	5103 16	6306 14	6815 14	8507 12
3	1665 27	3392 26	5118 24	6325 23	6839 22	8554 20
4	1667 37	3414 35	5155 33	6367 32	6880 31	8591 28
5	1652 46	3417 44	5171 42	6393 40	6909 39	8625 36
7	1623 64	3399 62	5163 60	6392 58	6912 56	8638 53
9	1549 83	3337 81	5125 78	6361 75	6883 73	8605 69
12	1432 111	3216 108	5006 104	6252 101	6779 99	8523 94
15	1259 138	3059 136	4866 131	6113 128	6644 126	8394 120
20	936 185	2735 182	4542 177	5800 172	6335 170	8106 162
25	657 231	2435 229	4187 222	5418 217	5945 214	7709 205

Flow (GPM)

TORQUE (LB IN) 7709
SPEED (RPM) 205

Cont. Int.

Intermittent operation rating applies to 10% of every minute.

Fonctionnement interm. 10% max. de chaque minute d'utilisation.
 Performance data based on testing using 10W40 oil with a viscosity of 200 SUS at 54° C (130° F). Performance data is typical. Actual data may vary slightly from one production motor to another.

Les donnees sur les performances sont basees sur des tests utilisant de l'huile 10W40 d'une viscosite de 200 SUS a 54°C (130°F). Ces donnees correspondent a des situations typiques. Les donnees reelles peuvent varier legerement d'un moteur de production a l'autre.

007 TF.indd.js

Intermittierende Werte maximal 10% von jeder Betriebsminute.

Capacidad de funcionamiento intermitente valida para 10% por cada minuto. Leistungsdaten sind gemessen mit SAE 10W40 bei einer Viskositat von 43,1 Cst beo 54°C. Geringfügige Abweichungen von den Katalogerten sond möglich.

Datos tecnicos obtenidos con aceite 10W40 de 200 SUS de viscosidad a 54°C (130°F). Los datos proporcionados son valores tipcos. Los valores exactos reales podrian tener una pequena variacion entre distintos motores.



TF 0475

29.1 cu in / rev

	PRESSURE (PSID)					
	500	1000	1500	1645	1850	2000
.5	1870 4	3857 3	5875 3	6460 3	7292 2	7902 2
1	1941 8	3967 7	5992 7	6582 6	7410 6	8016 6
2	2003 15	4071 15	6124 14	6717 14	7554 13	8166 13
3	1994 23	4072 23	6145 22	6738 21	7578 20	8192 20
4	1993 31	4091 30	6177 29	6776 28	7620 27	8235 27
5	1964 39	4081 38	6186 37	6790 36	7639 35	8258 34
7	1918 55	4048 54	6159 52	6765 51	7620 50	8242 48
9	1829 70	3965 59	6098 67	6709 66	7565 64	8189 63
12	1694 94	3822 92	5954 89	6575 89	7440 87	8063 85
15	1462 117	3617 116	5766 112	6385 111	7254 109	7875 107
20	1070 156	3231 154	5394 151	6027 149	6900 147	7530 145
25	711 195	2820 194	4927 190	5531 188	6391 185	7028 183

Flow (GPM)

TORQUE (LB IN) 7028
 SPEED (RPM) 183

TF 0365 Clutch Motor

22.2 cu in / rev

	PRESSURE (PSID)						
	500	1000	1400	1500	2000	2200	
.5	1392 5	2902 4	4131 3	4441 3	6013 2	6653 2	
1	1439 10	2972 9	4208 8	4518 8	6090 7	6725 7	
2	1478 20	3061 19	4332 18	4651 18	6248 17	6884 16	
3	1478 30	3071 29	4349 29	4670 28	6268 27	6906 26	
4	1480 41	3089 40	4379 39	4703 38	6311 37	6950 36	
5	1467 51	3096 50	4396 49	4720 49	6332 47	6971 46	
7	1434 72	3072 70	4384 69	4712 69	6344 66	6990 65	
9	1378 92	3031 91	4355 89	4686 89	6322 86	6970 85	
12	1278 123	2922 122	4252 120	4585 119	6242 116	6897 115	
15	1158 154	2810 152	4139 150	4470 150	6127 146	6787 144	
20	873 206	2531 204	3871 202	4206 201	5878 197	6546 194	
25	557 258	2197 255	3509 253	3839 252	5498 247	6175 244	

Flow (GPM)

Cont. Int.

Intermittent operation rating applies to 10% of every minute.

Fonctionnement interm. 10% max. de chaque minute d'utilisation.

Performance data based on testing using 10W40 oil with a viscosity of 200 SUS at 54° C (130° F). Performance data is typical. Actual data may vary slightly from one production motor to another.

Les données sur les performances sont basées sur des tests utilisant de l'huile 10W40 d'une viscosité de 200 SUS à 54°C (130°F). Ces données correspondent à des situations typiques. Les données réelles peuvent varier légèrement d'un moteur de production à l'autre.

007 TF.indd.js

Intermittierende Werte maximal 10% von jeder Betriebsminute.

Capacidad de funcionamiento intermitente valida para 10% por cada minuto. Leistungsdaten sind gemessen mit SAE 10W40 bei einer Viskosität von 43,1 Cst bei 54°C. Geringfügige Abweichungen von den Katalogerten sind möglich.

Datos tecnicos obtenidos con aceite 10W40 de 200 SUS de viscosidad a 54°C (130°F). Los datos proporcionados son valores tipicos. Los valores exactos reales podrian tener una pequena variacion entre distintos motores.

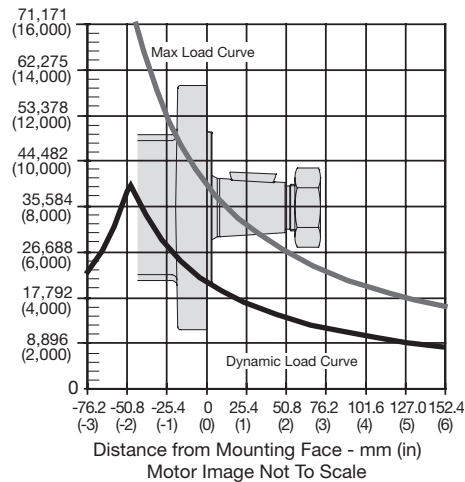


Radial Load / Radiale Wellenbelastung Charges Radiales / Carga Radial

LSHT Torqmotors™ and Nichols™ Motors
TF Series / Serie / Série HY13-1590-010/US,EU

Flange Mount / Standardgehäuse Monture à bride(s) / Montaje de brida

Side Load - N (lbs)



The dynamic side load curve is based on uni-directional steady state loads for L_{10} bearing life at 3×10^6 revolutions.

Die zulässige auslegbare radiale Wellenbelastungskurve ist unter ruhenden, einseitig statisch gerichteten Lastverhältnissen auf eine L_{10} Lebensdauer mit 3×10^6 Umdrehungen kalkuliert. La courbe de charge latérale permise se base sur des charges unidirectionnelles en régime permanent pour le roulement L_{10} à 3×10^6 révolutions. La curva de valores admisibles de carga lateral está basada en cargas constantes para cojinetes L_{10} a 3×10^6 revoluciones.

Equation to Calculate the Expected Radial Bearing Life Gleichung zur Ermittlung der Lagerlebensdauer

Equation to calculate the dynamic bearing life for a given load:
Bestimmung der erlaubten radialen Wellenbelastung mit vorgegebener Last

Use F_a , F_b and S in equation to determine hours of L_{10} bearing life.
Die Lebensdauer in Stunden ergibt sich durch einsetzen von F_a , F_b , und S in die nachstehende Formel.

$$L = \frac{3 \times 10^6}{60 \times S} \left\{ \frac{F_a}{F_b} \right\}^{3.33}$$

Where / Mit:

- S = Shaft Speed RPM / Abtriebswellendrehzahl in min^{-1}
- L = Life In Hours / Lebensdauer in Stunden
- F_a = Dynamic side load defined by above curve at a distance from mounting flange. / Erlaubte radiale Wellenbelastung als Function der Laenge
- F_b = Application side load. / Anwendungsseitige Wellenbelastung

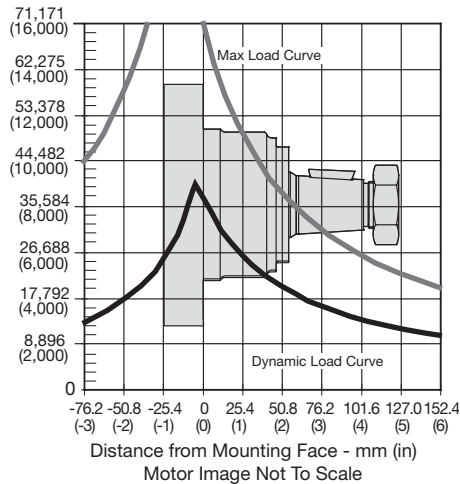
Note: Calculations are based on L_{10} bearing life per ISO 281.
Auslegung basiert auf einer L_{10} Lebensdauer nach ISO 281.

007 TF.indd.js



Wheel Mount / Radnabengehäuse Monture à roue / Montaje de rueda

Side Load - N (lbs)



The maximum load curve is defined by bearing static load capacity. This curve should not be exceeded at any time including shock loads.

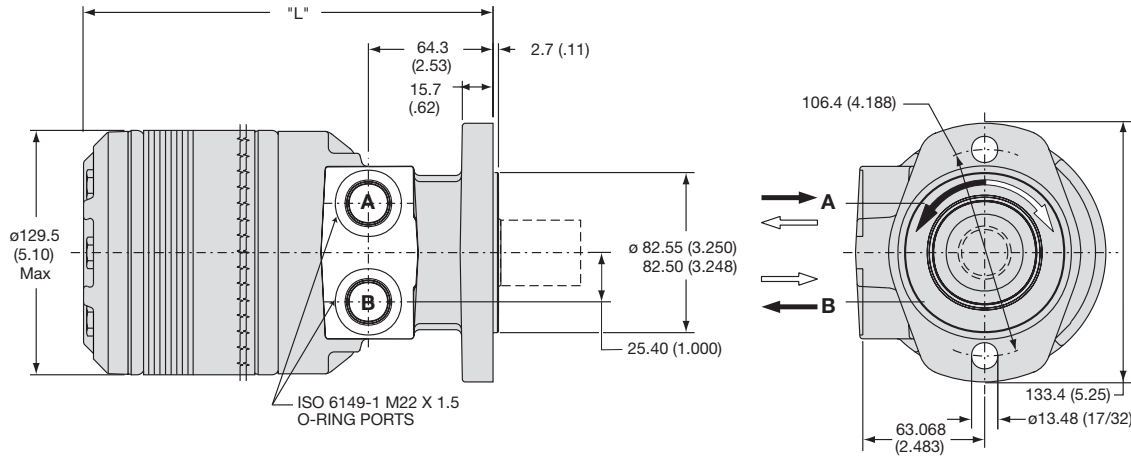
Die maximale radiale Wellenbelastungskurve ist definiert als maximale statische Last ohne Drehzahl. Sie gilt als Grenze und sollte keinesfalls überschritten werden. La courbe de charge maximale est définie par la capacité de charge statique portante. Cette courbe ne devrait être dépassée en aucun moment y compris pour les charges par à-coups. La curva de carga máxima queda definida por la capacidad de carga estática del cojinete. No se deben superar los valores de esta curva, ni siquiera con cargas provisorias de impacto.

Mounting, Ports/Gehäuse, Anschlüsse
Carter, Orifices / Montaje, Lumbreras

LSHT Torqmotors™ and Nichols™ Motors
TF Series / Serie / Série HY13-1590-010/US,EU

Code: AH

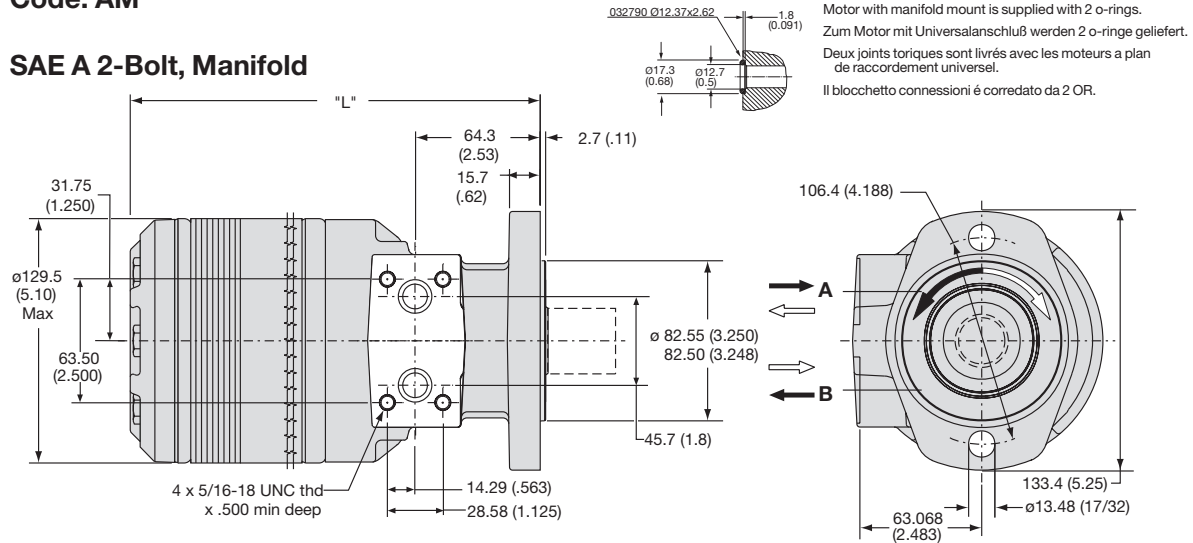
SAE A 2-Bolt, ISO 6149-1 M22 x 1.5



Code AH	disp.	0080	0100	0130	0140	0170	0195	0240	0280	0360	0405	0475
Weight/Gewicht	kg	13.6	13.6	13.8	13.9	14.2	14.5	14.9	15.2	16.0	16.5	17.2
Poids/Peso	(lb)	(29.9)	(30.0)	(30.5)	(30.7)	(31.3)	(31.9)	(32.9)	(33.5)	(35.2)	(36.4)	(37.9)
Length	"L" mm	190.8	190.8	193.8	195.6	198.6	201.9	207	211.3	221.0	225.3	233.7
	"L" (in)	(7.51)	(7.51)	(7.63)	(7.70)	(7.82)	(7.95)	(8.13)	(8.32)	(8.70)	(8.87)	(9.20)

Code: AM

SAE A 2-Bolt, Manifold



Code AM	disp.	0080	0100	0130	0140	0170	0195	0240	0280	0360	0405	0475
Weight/Gewicht	kg	13.6	13.6	13.8	13.9	14.2	14.5	14.9	15.2	16.0	16.5	17.2
Poids/Peso	(lb)	(29.9)	(30.0)	(30.5)	(30.7)	(31.3)	(31.9)	(32.9)	(33.5)	(35.2)	(36.4)	(37.9)
Length	"L" mm	190.8	190.8	193.8	195.6	198.6	201.9	207	211.3	221.0	225.3	233.7
	"L" (in)	(7.51)	(7.51)	(7.63)	(7.70)	(7.82)	(7.95)	(8.13)	(8.32)	(8.70)	(8.87)	(9.20)

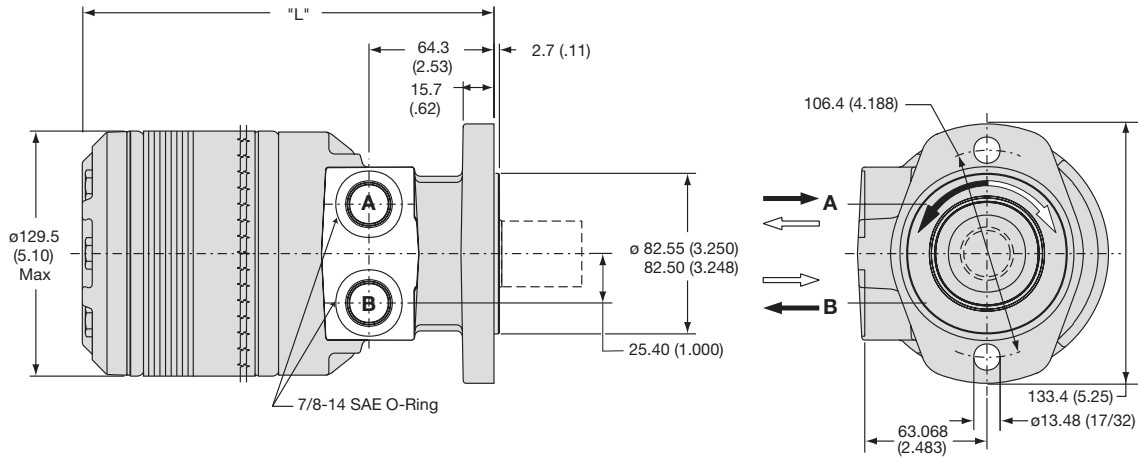
English equivalents for metric specifications are shown in ().

007 TFiidd.js



Code: AS

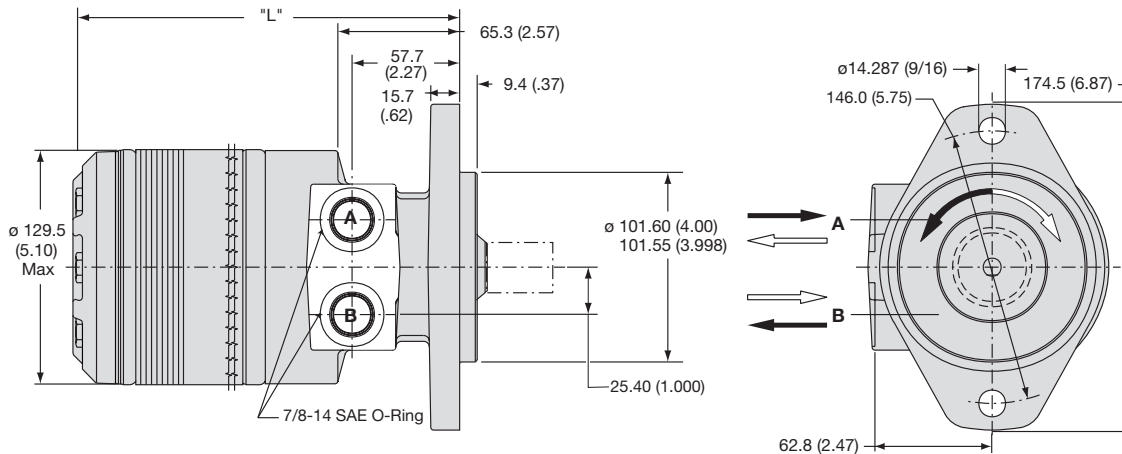
SAE A 2-Bolt, 7/8-14 SAE O-Ring



Code AS	disp.	0080	0100	0130	0140	0170	0195	0240	0280	0360	0405	0475
Weight/Gewicht	kg	13.6	13.6	13.8	13.9	14.2	14.5	14.9	15.2	16.0	16.5	17.2
Poids/Peso	(lb)	(29.9)	(30.0)	(30.5)	(30.7)	(31.3)	(31.9)	(32.9)	(33.5)	(35.2)	(36.4)	(37.9)
Length	"L" mm	190.8	190.8	193.8	195.6	198.6	201.9	206.5	211.3	221.0	225.3	233.7
	"L" (in)	(7.51)	(7.51)	(7.63)	(7.70)	(7.82)	(7.95)	(8.13)	(8.32)	(8.70)	(8.87)	(9.20)

Code: BS

SAE B 2-Bolt, 7/8-14 SAE O-Ring



Code BS	disp.	0080	0100	0130	0140	0170	0195	0240	0280	0360	0405	0475
Weight/Gewicht	kg	14.2	14.2	14.5	14.6	14.8	15.1	15.5	15.8	16.6	17.1	17.8
Poids/Peso	(lb)	(31.3)	(31.4)	(31.9)	(32.1)	(32.7)	(33.3)	(34.3)	(34.9)	(36.6)	(37.8)	(39.3)
Length	"L" mm	184.2	184.2	187.2	189.0	198.6	195.3	200.0	204.8	214.3	218.4	227.1
	"L" (in)	(7.25)	(7.25)	(7.37)	(7.44)	(7.56)	(7.69)	(7.87)	(8.06)	(8.44)	(8.60)	(8.94)

English equivalents for metric specifications are shown in ().

007 TF.indd.js

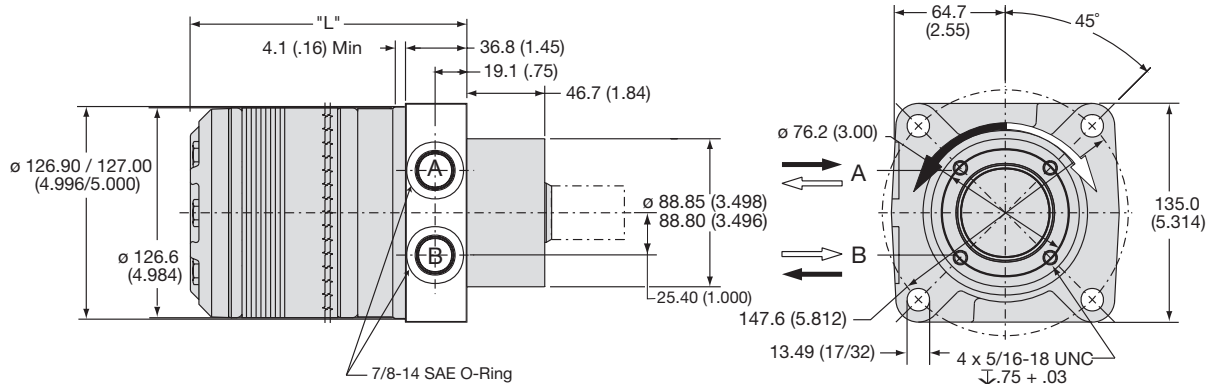


Mounting, Ports/Gehäuse, Anschlüsse
Carter, Orifices / Montaje, Lumbreras

LSHT Torqmotors™ and Nichols™ Motors
TF Series / Serie / Série HY13-1590-010/US,EU

Code: LS

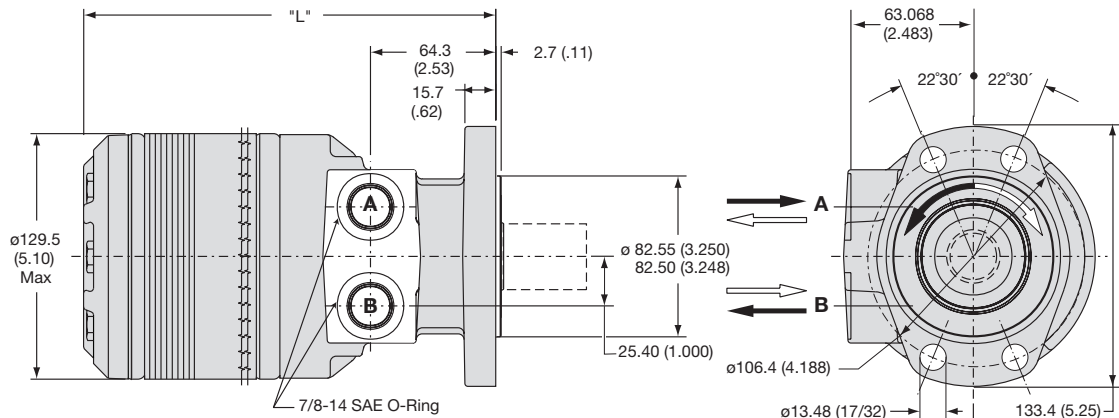
Wheel, Front Brake Nose



Code LS	disp.	0080	0100	0130	0140	0170	0195	0240	0280	0360	0405	0475
Weight/Gewicht	kg	14.0	14.0	14.2	14.3	14.6	14.9	15.3	15.6	16.3	17.0	17.5
Poids/Peso	(lb)	(30.9)	(30.9)	(31.2)	(31.5)	(32.1)	(32.9)	(33.7)	(34.4)	(35.9)	(37.5)	(38.6)
Length	"L" mm	145.5	145.5	148.6	150.4	153.4	156.7	161.3	166.1	175.8	180.0	188.5
	"L" (in)	(5.73)	(5.73)	(5.85)	(5.92)	(6.04)	(6.17)	(6.35)	(6.54)	(6.92)	(7.08)	(7.42)

Code: MS

Magneto, 7/8-14 SAE O-Ring



Code MS	disp.	0080	0100	0130	0140	0170	0195	0240	0280	0360	0405	0475
Weight/Gewicht	kg	13.6	13.6	13.8	13.9	14.2	14.5	14.9	15.2	16.0	16.5	17.2
Poids/Peso	(lb)	(29.9)	(30.0)	(30.5)	(30.7)	(31.3)	(31.9)	(32.9)	(33.5)	(35.2)	(36.4)	(37.9)
Length	"L" mm	190.8	190.8	193.8	195.6	198.6	201.9	206.5	211.3	221.0	225.3	233.7
	"L" (in)	(7.51)	(7.51)	(7.63)	(7.70)	(7.82)	(7.95)	(8.13)	(8.32)	(8.70)	(8.87)	(9.20)

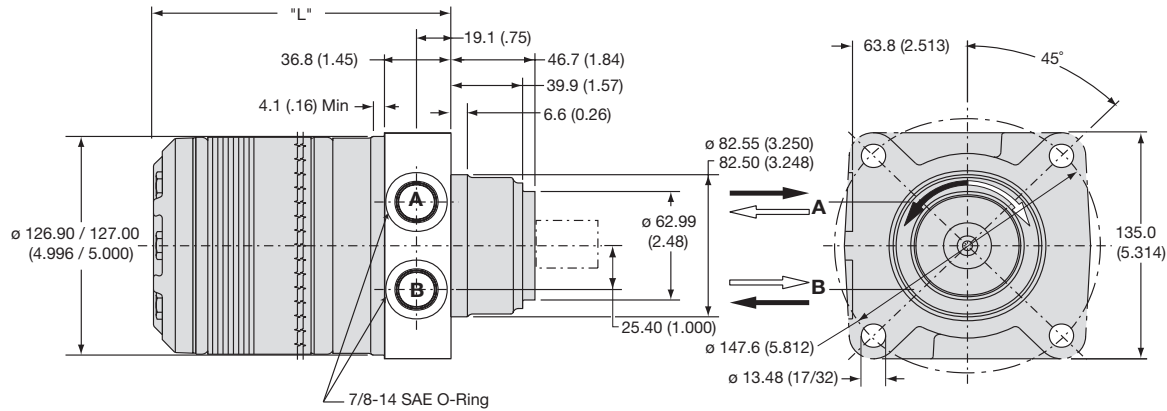
English equivalents for metric specifications are shown in ().

007 TFiindd.js



Code: US

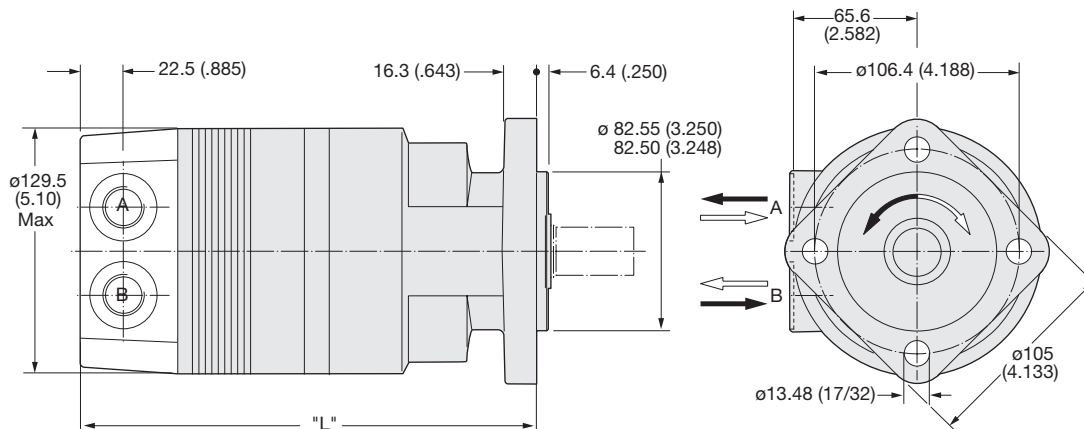
Wheel, Standard, 7/8-14 SAE O-Ring



Code US	disp.	0080	0100	0130	0140	0170	0195	0240	0280	0360	0405	0475
Weight/Gewicht	kg	13.9	13.9	14.2	14.3	14.5	14.8	15.2	15.5	16.3	16.9	17.5
Poids/Peso	(lb)	(30.6)	(30.7)	(31.2)	(31.5)	(32.0)	(32.7)	(33.6)	(34.2)	(35.9)	(37.2)	(38.6)
Length	"L" mm	145.5	145.5	148.6	150.4	153.4	156.7	161.3	166.1	175.8	179.8	188.5
	"L" (in)	(5.73)	(5.73)	(5.85)	(5.92)	(6.04)	(6.17)	(6.35)	(6.54)	(6.92)	(7.08)	(7.42)

Code: VB

SAE A 4-Bolt, 7/8-14 SAE Rear Port



Code VB	disp.	0080	0100	0130	0140	0170	0195	0240	0280	0360	0405	0475
Weight/Gewicht	kg	14.0	14.0	14.2	14.3	14.6	14.9	15.3	15.6	16.3	17.0	17.5
Poids/Peso	(lb)	(30.9)	(30.9)	(31.2)	(31.5)	(32.1)	(32.9)	(33.7)	(34.4)	(35.9)	(37.5)	(38.6)
Length	"L" mm	213.1	213.1	215.6	218.4	221.0	224.0	229.1	232.9	242.1	246.9	256.0
	"L" (in)	(8.39)	(8.39)	(8.49)	(8.60)	(8.70)	(8.82)	(9.02)	(9.17)	(9.53)	(9.72)	(10.08)

English equivalents for metric specifications are shown in ().

007 TF.indd.js

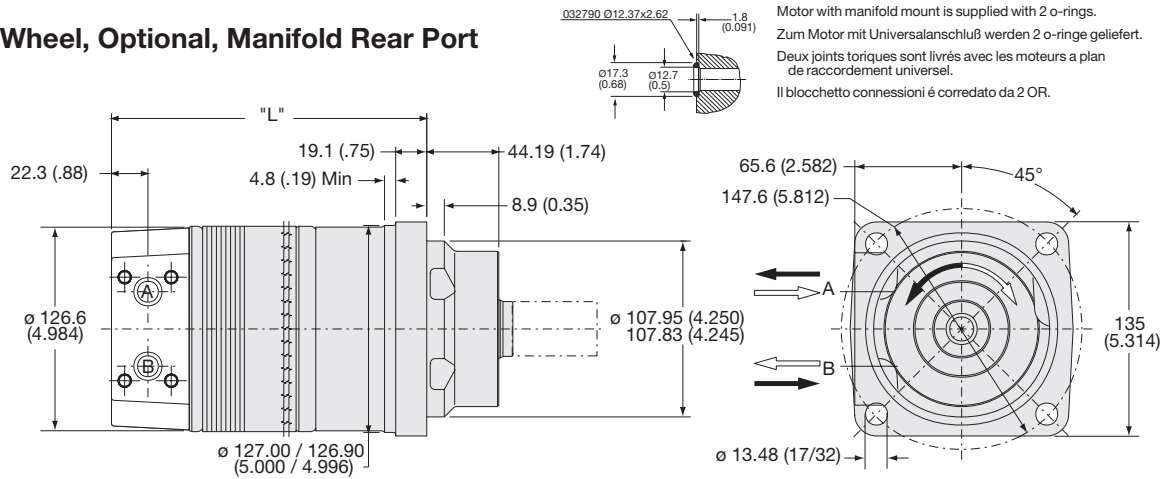


**Mounting, Ports/Gehäuse, Anschlüsse
Carter, Orifices / Montaje, Lumbreras**

**LSHT Torqmotors™ and Nichols™ Motors
TF Series / Serie / Série** HY13-1590-010/US,EU

Code: WE

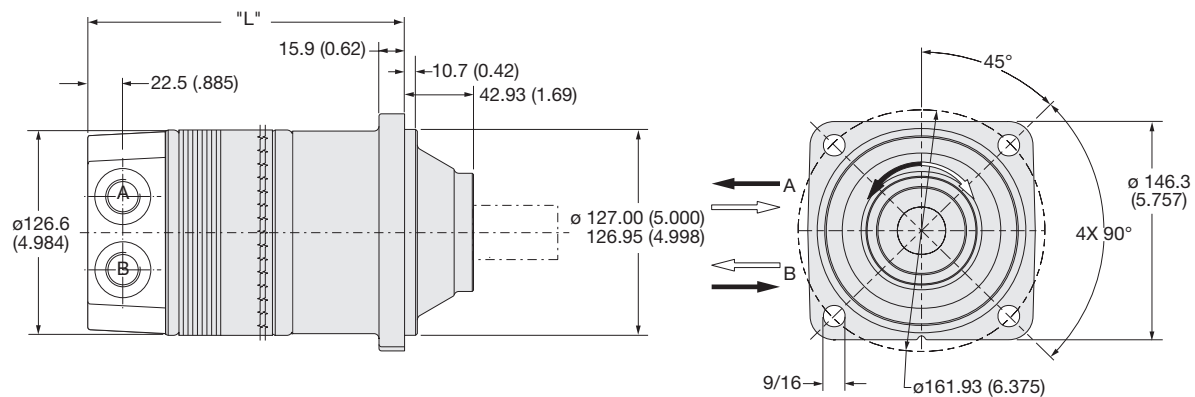
Wheel, Optional, Manifold Rear Port



Code WE	disp.	0080	0100	0130	0140	0170	0195	0240	0280	0360	0405	0475
Weight/Gewicht	kg	16.9	16.9	17.2	17.3	17.5	17.8	18.2	18.5	19.3	19.8	20.5
Poids/Peso	(lb)	(37.2)	(37.3)	(37.8)	(38.0)	(38.6)	(39.2)	(40.2)	(40.8)	(42.5)	(43.7)	(45.2)
Length	"L" mm	172.7	172.7	176.0	177.5	180.6	183.9	188.7	193.3	202.9	207.0	215.6
	"L" (in)	(6.80)	(6.80)	(6.93)	(6.99)	(7.11)	(7.24)	(7.43)	(7.61)	(7.99)	(8.15)	(8.49)

Code: DB

Large Wheel Mount, 7/8-14 SAE Rear Port



Code DB	disp.	0080	0100	0130	0140	0170	0195	0240	0280	0360	0405	0475
Weight/Gewicht	kg	16.9	16.9	17.2	17.3	17.5	17.8	18.2	18.5	19.3	19.8	20.5
Poids/Peso	(lb)	(37.2)	(37.3)	(37.8)	(38.0)	(38.6)	(39.2)	(40.2)	(40.8)	(42.5)	(43.7)	(45.2)
Length	"L" mm	173.0	173.0	175.5	178.8	182.1	185.2	190.0	194.8	200.9	208.5	216.9
	"L" (in)	(6.81)	(6.81)	(6.91)	(7.04)	(7.17)	(7.29)	(7.48)	(7.67)	(7.91)	(8.21)	(8.54)

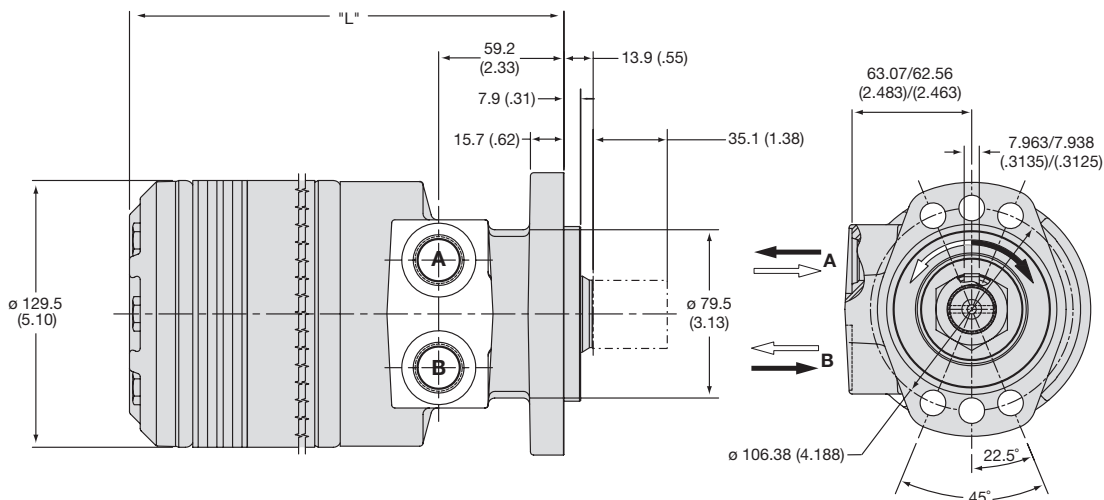
English equivalents for metric specifications are shown in ().

007 TFiind, js



Code: ES

Modified SAE A 6-Bolt, 7/8-14 SAE O-Ring

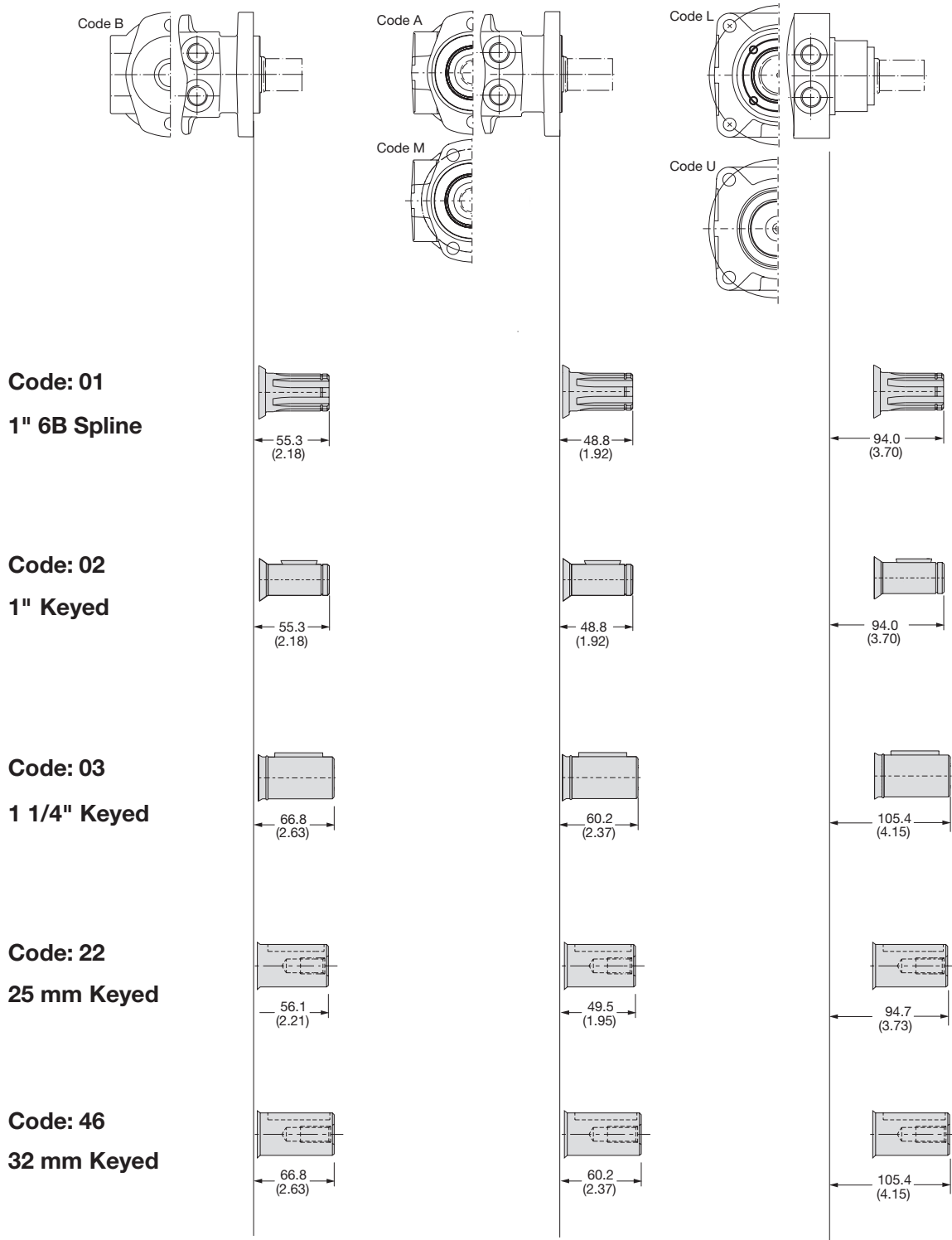


Code ES	disp.	0080	0100	0130	0140	0170	0195	0240	0280	0360	0405	0475
Weight/Gewicht	kg	13.6	13.6	13.8	13.9	14.2	14.5	14.9	15.2	16.0	16.5	17.2
Poids/Peso	(lb)	(29.9)	(30.0)	(30.5)	(30.7)	(31.3)	(31.9)	(32.9)	(33.5)	(35.2)	(36.4)	(37.9)
Length	"L" mm	184.7	184.7	187.7	189.5	192.5	195.8	200.4	205.2	214.9	218.9	227.6
	"L" (in)	(7.27)	(7.27)	(7.39)	(7.46)	(7.58)	(7.71)	(7.89)	(8.08)	(8.46)	(8.62)	(8.96)

English equivalents for metric specifications are shown in ().

007 TF.indd.js





English equivalents for metric specifications are shown in ().

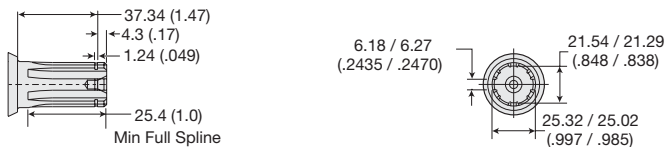
007 TFi.indd.js



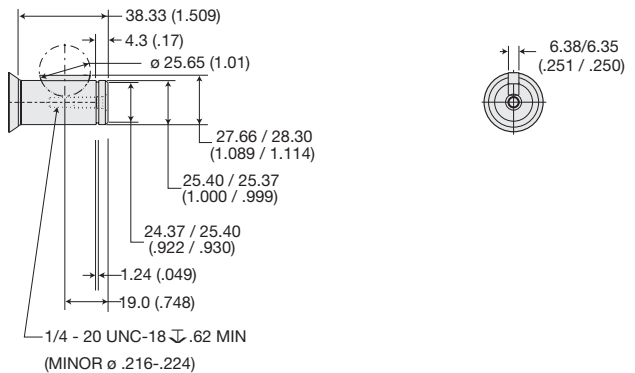
Shafts / Abtriebswellen
Arbre / Ejes

LSHT Torqmotors™ and Nichols™ Motors
TF Series / Serie / Série HY13-1590-010/US,EU

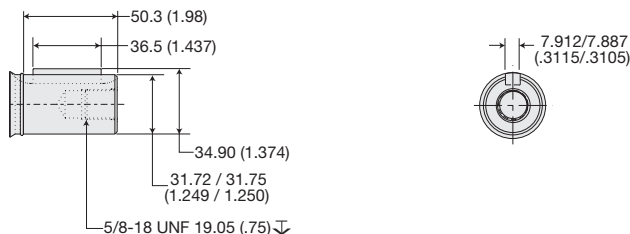
Code: 01
1" 6B Spline



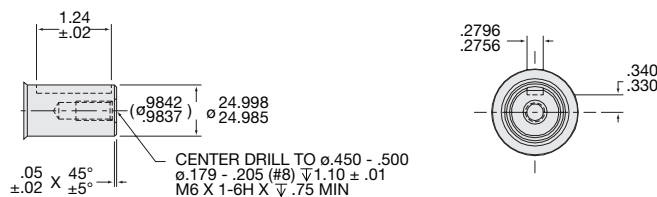
Code: 02
1" Keyed



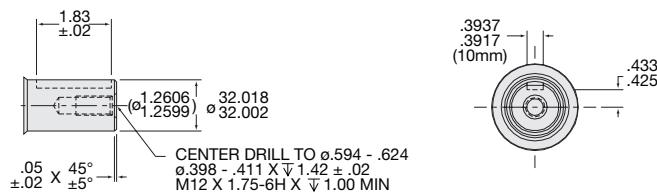
Code: 03
1 1/4" Keyed




Code: 22
25 mm Keyed



Code: 46
32 mm Keyed



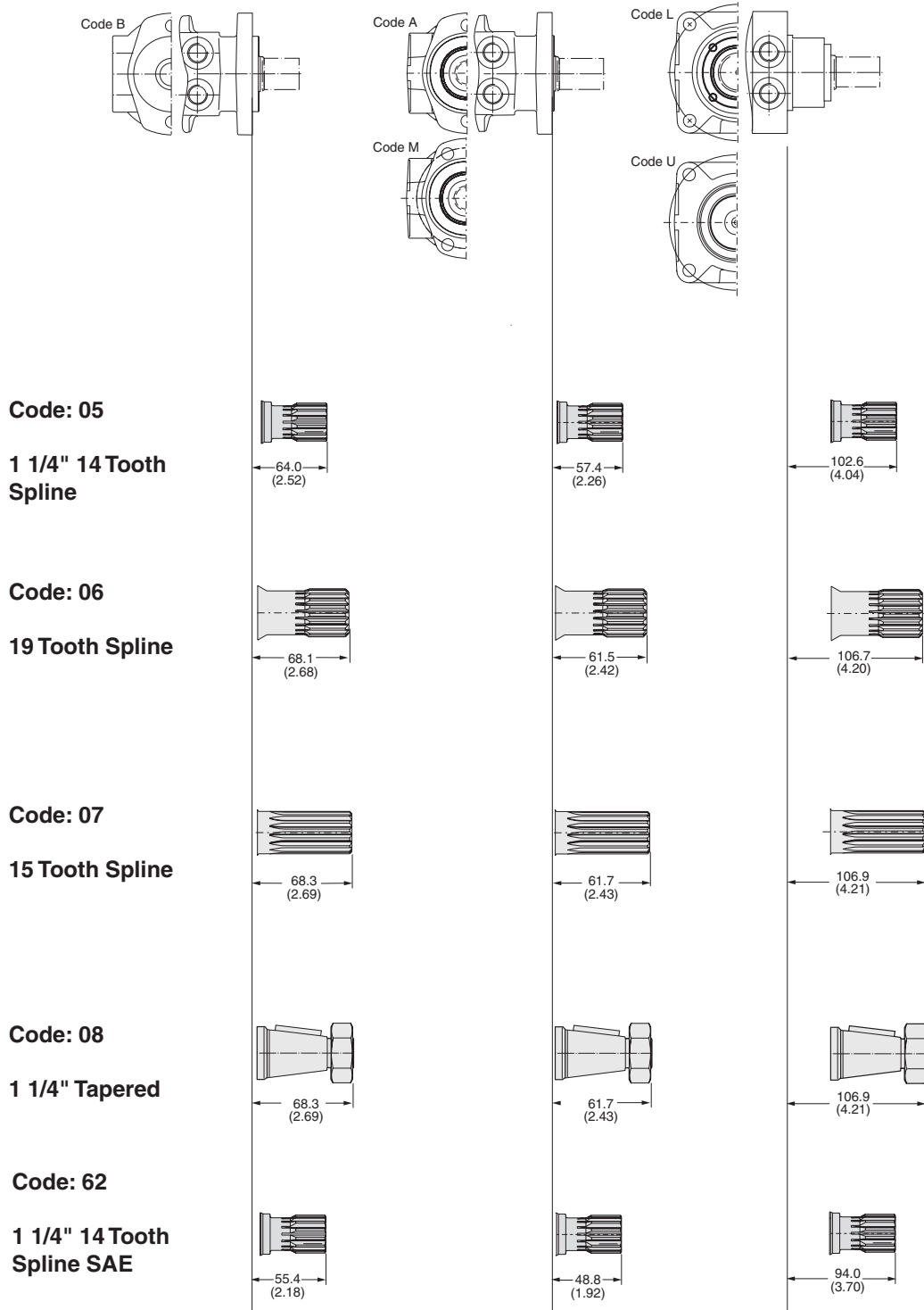
Code: 62
1 1/4" 14 Tooth Spline SAE



English equivalents for metric specifications are shown in ().

007 TF.indd.js



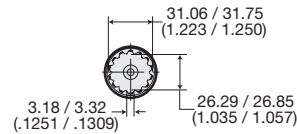
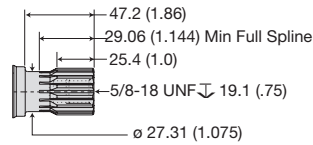


English equivalents for metric specifications are shown in ().

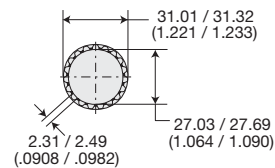
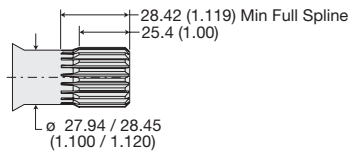
007 TFEindd.js



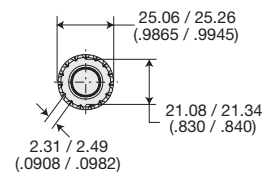
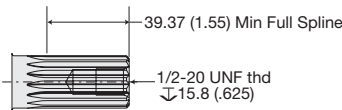
Code: 05
1 1/4" 14 Tooth Spline



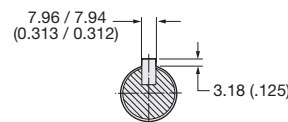
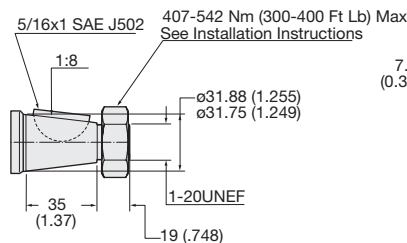
Code: 06
19 Tooth Spline



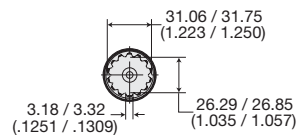
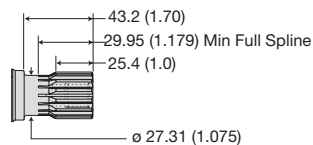
Code: 07
15 Tooth Spline



Code: 08
1 1/4" Tapered



Code: 62
1 1/4" 14 Tooth Spline SAE



English equivalents for metric specifications are shown in ().

007 TF.indd.js




Technical Information / Technische Information / Segni/Informacion Tecnica

**LSHT Torqmotors™ and Nichols™ Motors
TF Clutch Series** HY13-1590-010/US,EU

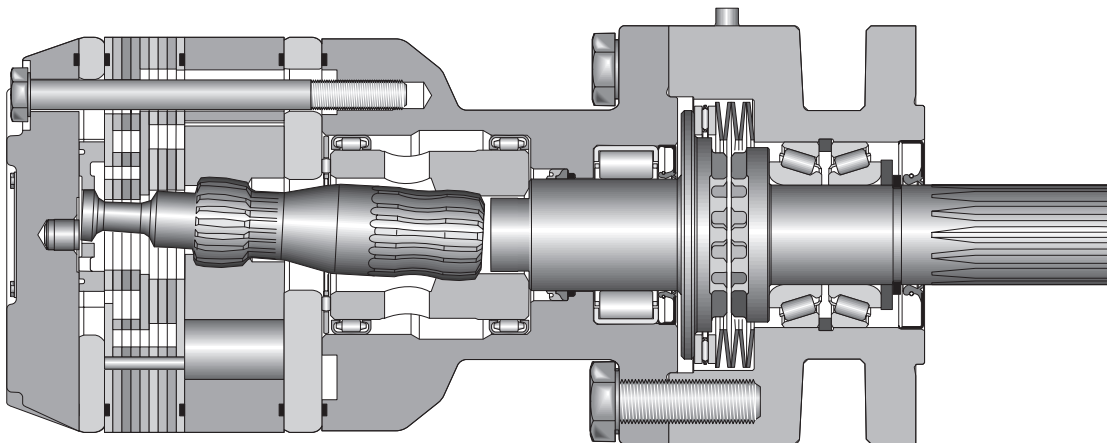
9 Displacements	(4.9 - 22.2 in ³ /rev)	
9 Schluckvolumen	81 . . . 364 cm ³ /rev	
9 Cylindrée		
9 Desplazamientos		
	Cont.	Int.
Maximum Pressure	(3000 psid)	(4000 psid)
Eingangsdruk	. . . 207 bar	. . . 276 bar
Pression entrée		
Presion Maxima		
Maximum Oil Flow	(25 gpm)	
Schluckstrom	. . . 95 lpm	
Débit d'huile		
Caudal Maximo de Aceite		
Maximum Speed	(749 rpm)	
Drehzahl	749 rpm	
Vitesse de rotation		
Velocidad Maxima		
	Cont.	Int.
Maximum Torque	(4502 lb in)	(7029 lb in)
MaxDrehmoment	509 Nm	794 Nm
Couple		
Torque Maximo		

The Clutch Motor consists of a TF Series motor separated from the output shaft by a face spline coupling. The coupling is held apart by springs, disconnecting the motor from the output shaft, allowing the output shaft to freewheel. When hydraulic pressure is applied to either motor port, the springs separating the coupling are overcome and the motor is coupled to the output shaft.



Notes:

- 1) It is not recommended to engage the clutch while the output shaft is rotating.
- 2) Clutch may not disengage if there is residual torque on output shaft when pressure is lost at motor ports.
- 3) Minimum pressure to engage clutch - 200 PSI.
- 4) To assure clutch disengagement, pressure at motor ports must be below 60 PSI.
- 5) Shaft will freewheel when pressure is lost at motor ports whether by design or inadvertently. The possibility of unplanned freewheeling should be considered in the design of the system.
- 6) If applicable, contact factory for radial load capacity.



008 TF Clutch.indd, js



Ordering Information / Bestellschlüssel
System de Comande / Imformacion para pedidos

LSHT Torqmotors™ and Nichols™ Motors
TF Clutch Series HY13-1590-010/US,EU

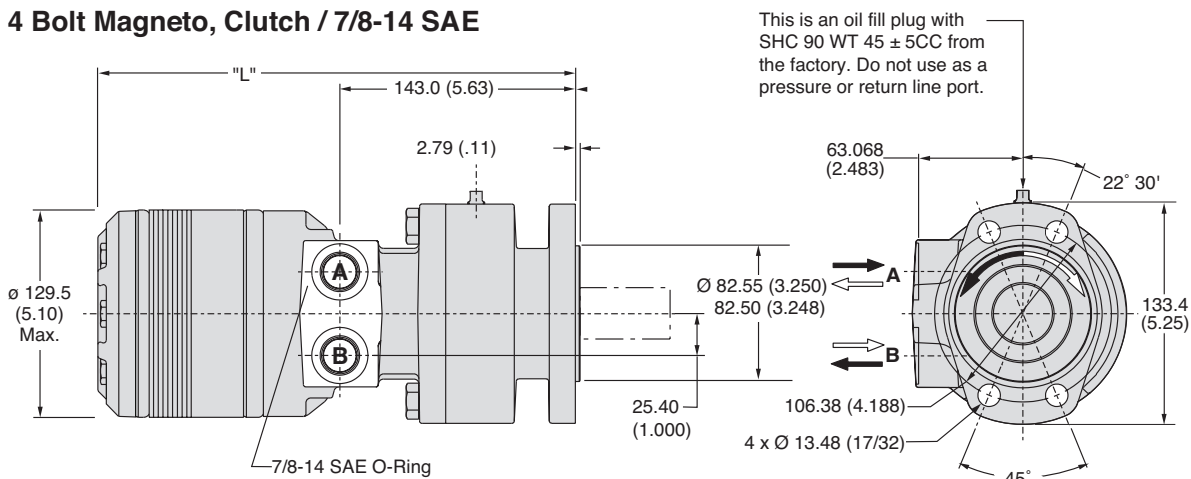
TF	XXXX	GS	XX	0	XXXX																																																																							
Series	Displacement Schluckvolumen Cylindrée Desplazamiento	Mounting/Ports Gehäuse/Anschluß Carter/Plan de raccordement Montaje/Lumbreras	Shaft Welle Arbre Eje	Rotation Drehrichtung Direction de rotation Rotacion	Options Opciones																																																																							
<table border="1"> <thead> <tr> <th>Code</th> <th>cm³/tr cm³/giro cm³/U in³/rev</th> </tr> </thead> <tbody> <tr><td>0080</td><td>81 / 4.9</td></tr> <tr><td>0100</td><td>100 / 6.1</td></tr> <tr><td>0130</td><td>128 / 7.8</td></tr> <tr><td>0140</td><td>141 / 8.6</td></tr> <tr><td>0170</td><td>169 / 10.3</td></tr> <tr><td>0195</td><td>197 / 12.0</td></tr> <tr><td>0240</td><td>238 / 14.5</td></tr> <tr><td>0280</td><td>280 / 17.1</td></tr> <tr><td>0365</td><td>364 / 22.2</td></tr> </tbody> </table>	Code	cm ³ /tr cm ³ /giro cm ³ /U in ³ /rev	0080	81 / 4.9	0100	100 / 6.1	0130	128 / 7.8	0140	141 / 8.6	0170	169 / 10.3	0195	197 / 12.0	0240	238 / 14.5	0280	280 / 17.1	0365	364 / 22.2	<table border="1"> <thead> <tr> <th>Code</th> <th>Mounting/Ports</th> </tr> </thead> <tbody> <tr> <td>GS</td> <td>Magneto/7/8-14 SAE </td> </tr> </tbody> </table>	Code	Mounting/Ports	GS	Magneto/7/8-14 SAE 	<table border="1"> <thead> <tr> <th>Code</th> <th>Shaft</th> </tr> </thead> <tbody> <tr> <td>03</td> <td>1 1/4" Keyed </td> </tr> <tr> <td>05</td> <td>1 1/4" 14 Tooth Spline </td> </tr> </tbody> </table>	Code	Shaft	03	1 1/4" Keyed 	05	1 1/4" 14 Tooth Spline 	<table border="1"> <thead> <tr> <th>Code</th> <th>Rotation</th> </tr> </thead> <tbody> <tr> <td>0</td> <td>Standard </td> </tr> <tr> <td>1</td> <td>Reverse Timed Manifold </td> </tr> </tbody> </table>	Code	Rotation	0	Standard 	1	Reverse Timed Manifold 	<table border="1"> <thead> <tr> <th>Code</th> <th>Options</th> </tr> </thead> <tbody> <tr><td>AAAA</td><td>Standard, Black Paint</td></tr> <tr><td>AAAB</td><td>Standard, No Paint</td></tr> <tr><td>AAAC</td><td>Double Paint</td></tr> <tr><td>AABJ</td><td>Free Running Rotor Set, Black Paint</td></tr> <tr><td>AABK</td><td>Free Running Rotor Set, No Paint</td></tr> <tr><td>BBBA</td><td>1000 PSI/69 Bar Internal Bidirectional Relief, Black Paint</td></tr> <tr><td>BBBM</td><td>1000 PSI/69 Bar Internal Bidirectional Relief, No Paint</td></tr> <tr><td>BBBG</td><td>1500 PSI/103 Bar Internal Bidirectional Relief, Black Paint</td></tr> <tr><td>BBBJ</td><td>1500 PSI/103 Bar Internal Bidirectional Relief, No Paint</td></tr> <tr><td>BBBB</td><td>2000 PSI/138 Bar Internal Bidirectional Relief, Black Paint</td></tr> <tr><td>BBBN</td><td>2000 PSI/138 Bar Internal Bidirectional Relief, No Paint</td></tr> <tr><td>BBDL¹³</td><td>2500 PSI/172 Bar Internal Bidirectional Relief, Black Paint</td></tr> <tr><td>BBCG¹³</td><td>2500 PSI/172 Bar Internal Bidirectional Relief, No Paint</td></tr> <tr><td>BBBC¹³</td><td>3000 PSI/207 Bar Internal Bidirectional Relief, Black Paint</td></tr> <tr><td>BBBF¹³</td><td>3000 PSI/207 Bar Internal Bidirectional Relief, No Paint</td></tr> <tr><td>BBBD¹⁴</td><td>4000 PSI/276 Bar Internal Bidirectional Relief, Black Paint</td></tr> <tr><td>BBBW¹⁴</td><td>4000 PSI/276 Bar Internal Bidirectional Relief, No Paint</td></tr> </tbody> </table>	Code	Options	AAAA	Standard, Black Paint	AAAB	Standard, No Paint	AAAC	Double Paint	AABJ	Free Running Rotor Set, Black Paint	AABK	Free Running Rotor Set, No Paint	BBBA	1000 PSI/69 Bar Internal Bidirectional Relief, Black Paint	BBBM	1000 PSI/69 Bar Internal Bidirectional Relief, No Paint	BBBG	1500 PSI/103 Bar Internal Bidirectional Relief, Black Paint	BBBJ	1500 PSI/103 Bar Internal Bidirectional Relief, No Paint	BBBB	2000 PSI/138 Bar Internal Bidirectional Relief, Black Paint	BBBN	2000 PSI/138 Bar Internal Bidirectional Relief, No Paint	BBDL ¹³	2500 PSI/172 Bar Internal Bidirectional Relief, Black Paint	BBCG ¹³	2500 PSI/172 Bar Internal Bidirectional Relief, No Paint	BBBC ¹³	3000 PSI/207 Bar Internal Bidirectional Relief, Black Paint	BBBF ¹³	3000 PSI/207 Bar Internal Bidirectional Relief, No Paint	BBBD ¹⁴	4000 PSI/276 Bar Internal Bidirectional Relief, Black Paint	BBBW ¹⁴	4000 PSI/276 Bar Internal Bidirectional Relief, No Paint
Code	cm ³ /tr cm ³ /giro cm ³ /U in ³ /rev																																																																											
0080	81 / 4.9																																																																											
0100	100 / 6.1																																																																											
0130	128 / 7.8																																																																											
0140	141 / 8.6																																																																											
0170	169 / 10.3																																																																											
0195	197 / 12.0																																																																											
0240	238 / 14.5																																																																											
0280	280 / 17.1																																																																											
0365	364 / 22.2																																																																											
Code	Mounting/Ports																																																																											
GS	Magneto/7/8-14 SAE 																																																																											
Code	Shaft																																																																											
03	1 1/4" Keyed 																																																																											
05	1 1/4" 14 Tooth Spline 																																																																											
Code	Rotation																																																																											
0	Standard 																																																																											
1	Reverse Timed Manifold 																																																																											
Code	Options																																																																											
AAAA	Standard, Black Paint																																																																											
AAAB	Standard, No Paint																																																																											
AAAC	Double Paint																																																																											
AABJ	Free Running Rotor Set, Black Paint																																																																											
AABK	Free Running Rotor Set, No Paint																																																																											
BBBA	1000 PSI/69 Bar Internal Bidirectional Relief, Black Paint																																																																											
BBBM	1000 PSI/69 Bar Internal Bidirectional Relief, No Paint																																																																											
BBBG	1500 PSI/103 Bar Internal Bidirectional Relief, Black Paint																																																																											
BBBJ	1500 PSI/103 Bar Internal Bidirectional Relief, No Paint																																																																											
BBBB	2000 PSI/138 Bar Internal Bidirectional Relief, Black Paint																																																																											
BBBN	2000 PSI/138 Bar Internal Bidirectional Relief, No Paint																																																																											
BBDL ¹³	2500 PSI/172 Bar Internal Bidirectional Relief, Black Paint																																																																											
BBCG ¹³	2500 PSI/172 Bar Internal Bidirectional Relief, No Paint																																																																											
BBBC ¹³	3000 PSI/207 Bar Internal Bidirectional Relief, Black Paint																																																																											
BBBF ¹³	3000 PSI/207 Bar Internal Bidirectional Relief, No Paint																																																																											
BBBD ¹⁴	4000 PSI/276 Bar Internal Bidirectional Relief, Black Paint																																																																											
BBBW ¹⁴	4000 PSI/276 Bar Internal Bidirectional Relief, No Paint																																																																											

¹³ Only available with displacement 0080
¹⁴ Not available with displacements 0365

For other available options, see pages 237-238.

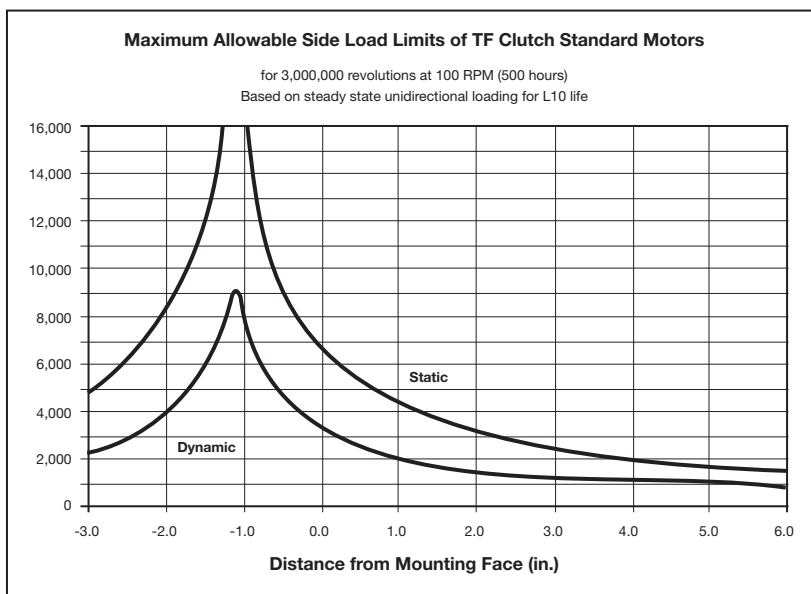
Code: GS

4 Bolt Magneto, Clutch / 7/8-14 SAE



Code GS	disp.	0080	0100	0130	0140	0170	0195	0240	0280	0365
Weight/Gewicht	kg	17.9	17.9	18.1	18.2	18.5	18.8	19.2	19.5	20.3
Poids/Peso	(lb)	(39.3)	(39.4)	(39.9)	(40.1)	(40.7)	(41.3)	(42.3)	(42.9)	(44.6)
Length	"L" mm	270	270	273	275	278	281	286	290	300
	"L" (in)	(10.61)	(10.61)	(10.73)	(10.80)	(10.92)	(11.05)	(11.23)	(11.42)	(11.80)

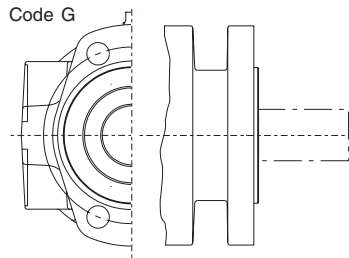
For performance data curves, see TF section.



English equivalents for metric specifications are shown in ().

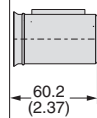
008 TF Clutch.indd.js





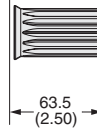
Code: 03

1 1/4" Keyed



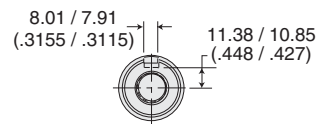
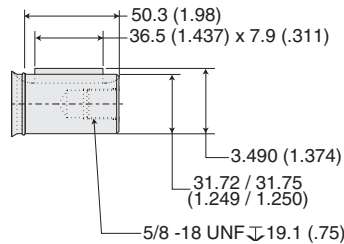
Code: 05

1 1/4" 14 Tooth Spline



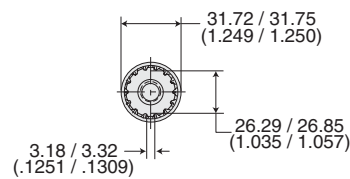
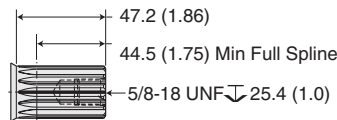
Code: 03

1 1/4" Keyed



Code: 05

1 1/4" 14 Tooth Spline



English equivalents for metric specifications are shown in ().

008 TF Clutch.indd, js

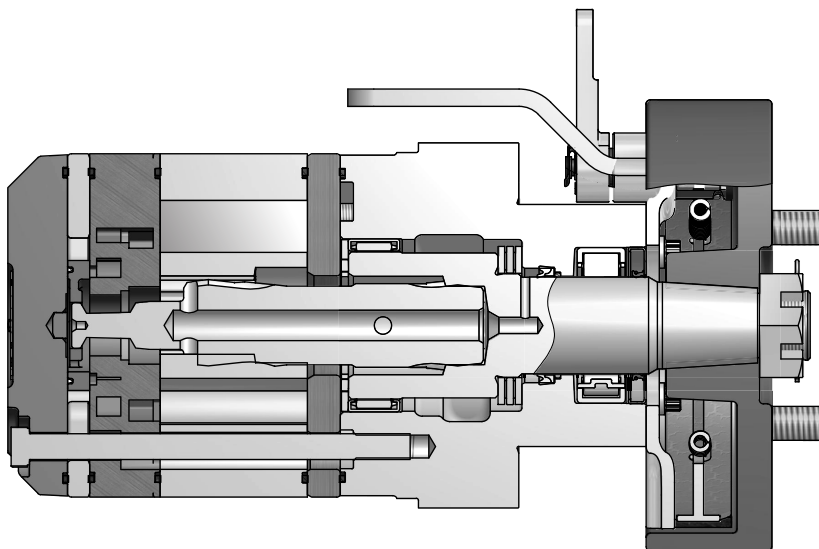


11 Displacements 11 Schluckvolumen 11 Cylindrée 11 Desplazamientos	(4.9 - 29.1 in ³ /rev) 81 ... 477 cm ³ /rev	
	Cont.	Int.
Maximum Pressure Eingangsdruk Pression entrée Presion Maxima	(3000 psid) ... 207 bar	(4000 psid) ... 276 bar
Maximum Oil Flow Schluckstrom Débit d'huile Caudal Maximo de Aceite	(25 gpm) ... 95 lpm	
Maximum Speed Drehzahl Vitesse de rotation Velocidad Maxima	(749 rpm) 749 rpm	
	Cont.	Int.
Maximum Torque MaxDrehmoment Couple Torque Maximo	(6027 lb in) 681 Nm	(8106 lb in) 916 Nm
Maximum Side Load at Key Seitenlast Charges latérales Carga Maxima Lateral	(3597 lb) ... 16000 N	

A Mechanical Brake Motor for Tough Applications

Parker's DF Series brake motors consists of a mechanical drum brake mounted integrally to our rugged TF Series LSHT hydraulic motor. The compact size, reliable holding capacity and ease of installation make this motor with parking brake the ideal choice for the propulsion systems on many turf, agricultural and other vehicles.

The brake is available with either vertical or horizontally applied levers. The vertical style has fixed brake pads, while the horizontal version has floating brake pads that can be adjusted as required over the life of the brake. Both versions are for static applications only.

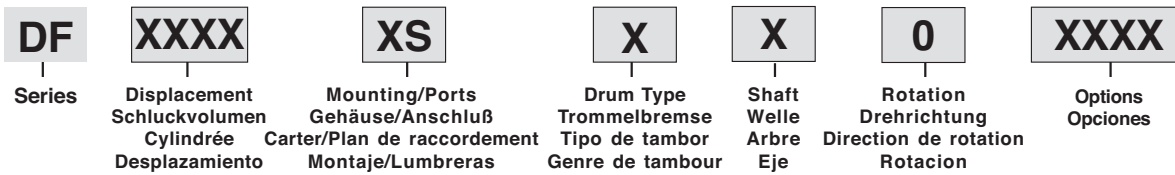


009 DF.indd, js



Ordering Information / Bestellschlüssel
System de Commande / Imformacion para pedidos

LSHT Torqmotors™ and Nichols™ Motors
DF Series Brake Motor HY13-1590-010/US,EU



Code	cm ³ /U cm ³ /tr cm ³ /giro in ³ /rev
0140	141 / 8.6
0170	169 / 10.3
0195	195 / 11.9
0240	238 / 14.5
0280	280 / 17.1
0310	310 / 18.9
0335	337 / 20.6
0405	405 / 24.7
0475	477 / 29.1

Code	Mounting/Ports - Vertical Lever
AS	Wheel Mt. w/Brake Lever @ 105° / 7/8-14 SAE
BS	Wheel Mt. w/Brake Lever @ 165° / 7/8-14 SAE
CS	Wheel Mt. w/Brake Lever @ 195° / 7/8-14 SAE
DS	Wheel Mt. w/Brake Lever @ 255° / 7/8-14 SAE
ES	Wheel Mt. w/Brake Lever @ 285° / 7/8-14 SAE
FS	Wheel Mt. w/Brake Lever @ 345° / 7/8-14 SAE
GS	Wheel Mt. w/Brake Lever @ 15° / 7/8-14 SAE
HS	Wheel Mt. w/Brake Lever @ 75° / 7/8-14 SAE

Code	Mounting/Ports - Horizontal Lever
VS	Wheel Mt. w/Brake Lever @ 90° / 7/8-14 SAE
WS	Wheel Mt. w/Brake Lever @ 180° / 7/8-14 SAE
US	Wheel Mt. w/Brake Lever @ 270° / 7/8-14 SAE

Code	Front Port Rotation
0	Standard
1	Reverse Timed Manifold

Code	Shaft
8	1 1/4" Tapered

Code	Drum Type
A	4 Bolt
B	5 Bolt

Code	Options
AAAA	Standard, Black Paint
AAAB	Standard, No Paint
AAAC	Double Paint
AAAF	Castle Nut, Black Paint
AABP	Castle Nut, No Paint
AAAG	Fluorocarbon Seals, Black Paint
AAAH	Fluorocarbon Seals, No Paint
AAAJ	High Temperature Commutator Seals, Black Paint
AAFG	High Temperature Commutator Seals, No Paint
AAFW	Fluorocarbon seals, High Temperature Commutator Seals, Black paint
AAFA	Fluorocarbon seals, High Temperature Commutator Seals, No paint
AANG	Fluorocarbon seals, High Temperature Commutator Seals, Castle Nut, Black paint
AADD	Fluorocarbon seals, High Temperature Commutator Seals, Castle Nut, No paint

For other available options, see pages 237-238.

009 DF.indd, js



Vertical Lever

Holding capacity is 497 Nm (4,400 in lbs) with 68 Nm (600 in lbs) of input torque at lever pivot. Brake capacities are typical for non-burnished brake shoe. OEM testing required to verify actual field conditions.

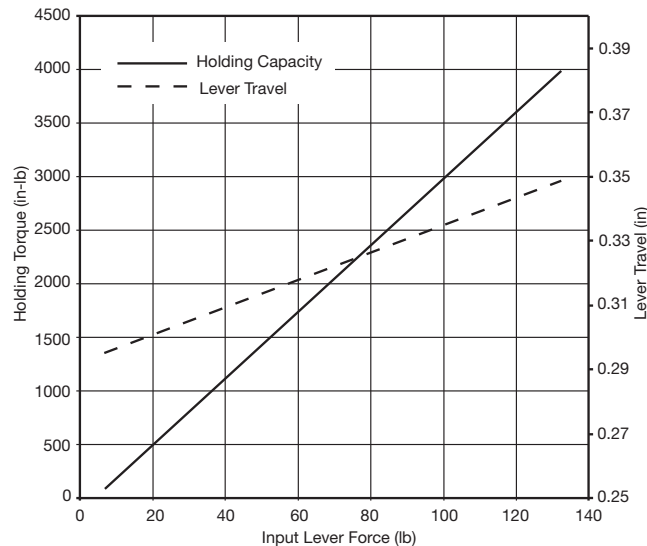
Das maximale Bremsmoment von 497 Nm (4400 in lbs) wird erreicht durch Betätigung des Bremshebels mit 68 Nm (600 in lbs). Genannte Einsatzdaten beziehen sich auf Neuprodukte. Die Eignung der Geräte ist vom Anwender für den jeweiligen Einsatz individuell zu prüfen.

La puissance de maintien est de 497 Nm (4400 pouces-livres) avec couple d'entrée au pivot du levier de 68 Nm (600 pouces-livres). Les puissances de freinage sont typiques pour des sabots de frein non brunis. Les essais imposés par le constructeur d'origine exigent la vérification des conditions réelles sur place.

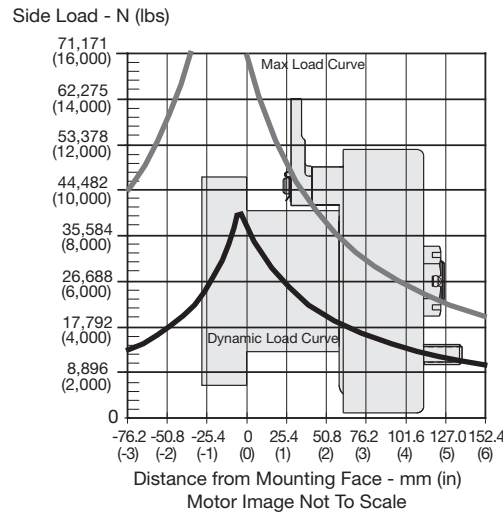
Capacidad de retención de 497 N-m (4.400 libras-pulgada) con 69 N-m (600 libras-pulgada) de torque de entrada en el brazo de articulación. Los valores de capacidad de frenado son típicas para zapatas de freno no bruñidas. Para fabricantes de equipos originales se deben efectuar pruebas bajo condiciones reales de funcionamiento.

Horizontal Lever

Brake Torque and Travel of 3.72 inch Horizontal Lever



Wheel Mount/Radnabengehause
Monture à roue/ Montaje de rueda



The dynamic side load curve is based on uni-directional steady state loads for L_{10} bearing life at 3×10^6 revolutions. Die zulässige auslegbare radiale Wellenbelastungskurve ist unter ruhenden, einseitig statisch gerichteten Lastverhältnissen auf eine L_{10} Lebensdauer mit 3×10^6 Umdrehungen kalkuliert. La courbe de charge latérale permise se base sur des charges unidirectionnelles en régime permanent pour le roulement L_{10} à 3×10^6 révolutions. La curva de valores admisibles de carga lateral está basada en cargas constantes para cojinetes L_{10} a 3×10^6 revoluciones.

The maximum load curve is defined by bearing static load capacity. This curve should not be exceeded at any time including shock loads. Die maximale radiale Wellenbelastungskurve ist definiert als maximale statische Last ohne Drehzahl. Sie gilt als Grenze und sollte keinesfalls überschritten werden. La courbe de charge maximale est définie par la capacité de charge statique portante. Cette courbe ne devrait être dépassée en aucun moment y compris pour les charges par à-coups. La curva de carga máxima queda definida por la capacidad de carga estática del cojinete. No se deben superar los valores de esta curva, ni siquiera con cargas provisionarias de impacto.

Equation to Calculate the Expected Radial Bearing Life
Gleichung zur Ermittlung der Lagerlebensdauer

Equation to calculate the dynamic bearing life for a given load:
 Bestimmung der erlaubten radialen Wellenbelastung mit vorgegebener Last

Use F_a , F_b and S in equation to determine hours of L_{10} bearing life.
 Die Lebensdauer in Stunden ergibt sich durch einsetzen von F_a , F_b , und S in die nachstehende Formel.

$$L = \frac{3 \times 10^6}{60 \times S} \left\{ \frac{F_a}{F_b} \right\}^{3.33}$$

Where / Mit:

- S = Shaft Speed RPM / Abtriebswellendrehzahl in min^{-1}
- L = Life In Hours / Lebensdauer in Stunden
- F_a = Dynamic side load defined by above curve at a distance from mounting flange. / Erlaubte radiale Wellenbelastung als Function der Laenge
- F_b = Application side load. / Anwendungsseitige Wellenbelastung

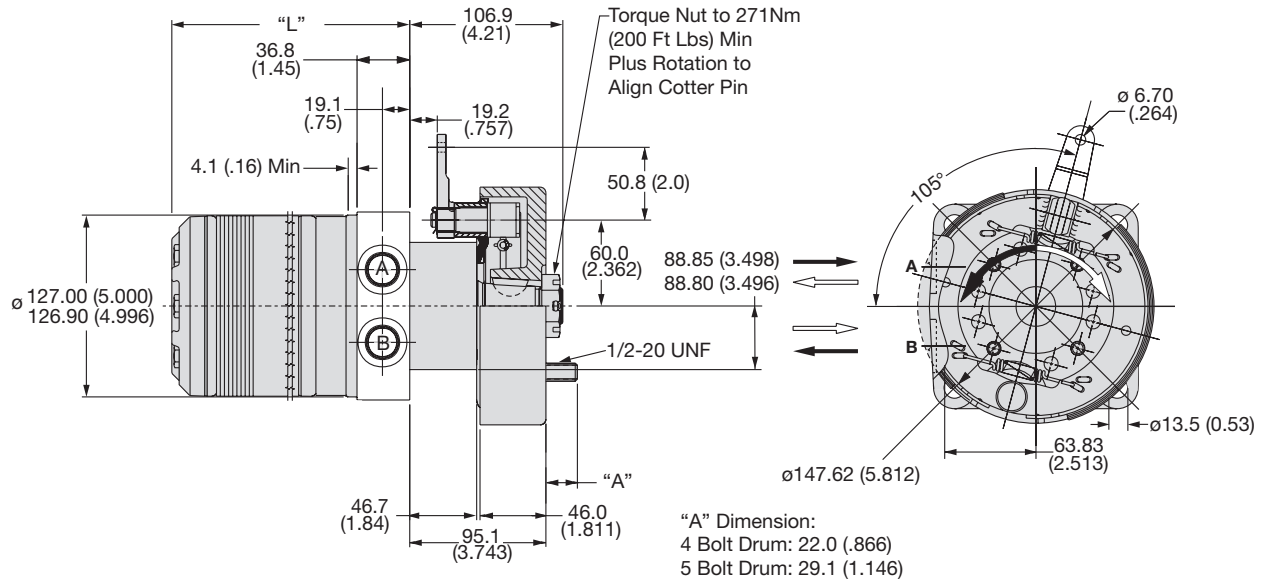
Note: Calculations are based on L_{10} bearing life per ISO 281.
 Auslegung basiert auf einer L_{10} Lebensdauer nach ISO 281

009 DF.indd, js



Code: AS - Vertical Lever

Wheel Mount w/Brake Lever / 7/8-14 SAE O-Ring



Note:

1. Brake Acuation Lever can be positioned in 12.00° increments from that shown.
 Bremshebel ist kreisförmig in Sigmerten von 12.00 ° positionierbar.
 Le levier de commande du frein peut être positionné à des échelons d'accroissement de 12,00° de ce qui est montré.
 El brazo de actuación del freno se puede colocar en avances de 12,00 grados con respecto a la posición mostrada.
2. Brake Acuation Lever is shipped unattached, secured with wire or tiewrap to assembly.
 Hebel ist anbei. Endmontage erforderlich.
 Le levier de commande du frein est expédié sous forme détachée; il est attaché à l'ensemble avec du fil ou du ruban.
 El brazo de actuación del freno se suministra suelto, sin conexión, sólo atado provisoriamente al mecanismo.

Code AS	disp.	0080	0100	0130	0140	0170	0195	0240	0280	0360	0405	0475
Weight/Gewicht	kg	18.0	18.1	18.3	18.4	18.7	19.0	19.4	19.7	20.4	21.0	21.7
Poids/Peso	(lb)	(39.74)	(39.84)	(40.34)	(40.64)	(41.14)	(41.84)	(42.74)	(43.34)	(45.04)	(46.34)	(47.74)
Length	"L" mm	145.5	145.5	145.6	150.4	153.4	156.7	161.3	166.1	175.8	179.8	188.5
	"L" (in)	(5.73)	(5.73)	(5.85)	(5.92)	(6.04)	(6.17)	(6.35)	(6.54)	(6.92)	(7.08)	(7.42)

For performance data curves, see TF section.

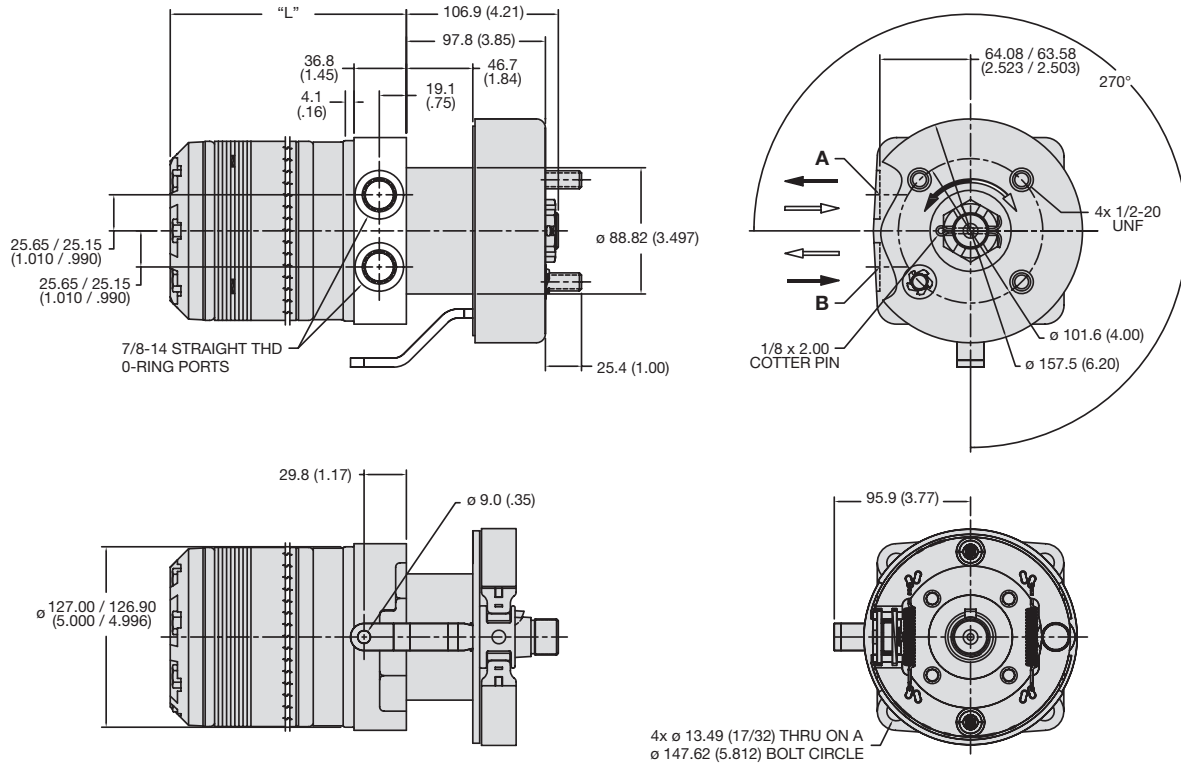
English equivalents for metric specifications are shown in ().

009 DF.indd, js



Code: US - Horizontal Lever

Wheel Mount w/Brake Lever / 7/8-14 SAE O-Ring



Note:

Brake Acuation Lever can be positioned in 90° increments from that shown.

Bremshebel ist kreisförmig in Sgmenten von 90° positionierbar.

Le levier de commande du frein peut être positionné à des échelons d'accroissement de 90° de ce qui est montré.

El brazo de actuación del freno se puede colocar en avances de 90° grados con respecto a la posición mostrada.

Code US	disp.	0140	0170	0195	0240	0280	0310	0335	0405	0475	0530	0625	0785	0960
Weight/Gewicht	kg	14.6	14.8	15.1	15.5	15.9	16.1	16.3	16.9	17.5	18.3	19.0	20.5	22.2
Poids/Peso	(lb)	(41.3)	(41.8)	(42.4)	(43.2)	(44.1)	(44.6)	(44.9)	(46.3)	(47.7)	(49.4)	(50.9)	(54.4)	(58.1)
Length	"L" mm	150.3	153.4	156.7	161.3	166.1	169.7	172.5	179.8	188.5	194.8	204.2	223.3	242.3
	"L" (in)	(5.92)	(6.04)	(6.17)	(6.35)	(6.54)	(6.68)	(6.79)	(7.08)	(7.42)	(7.67)	(8.04)	(8.79)	(9.54)

For performance data curves, see TF section.

English equivalents for metric specifications are shown in ().

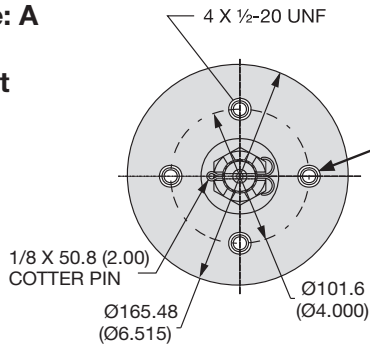
009 DF.indd.js



Drum Type/Trommelbremse/
Tipo de tambor/
Genre de Tambour

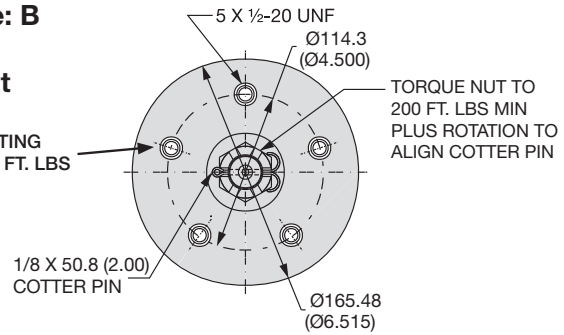
Code: A

4 Bolt



Code: B

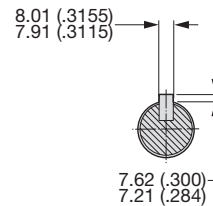
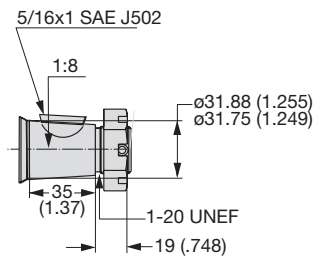
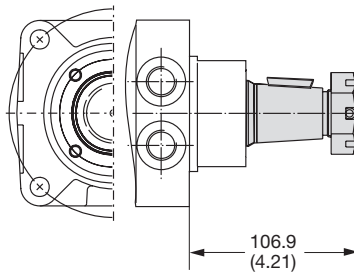
5 Bolt



Shafts / Abtriebswellen
Arbre / Ejes

Code: 8

1 1/4" Taper



English equivalents for metric specifications are shown in ().

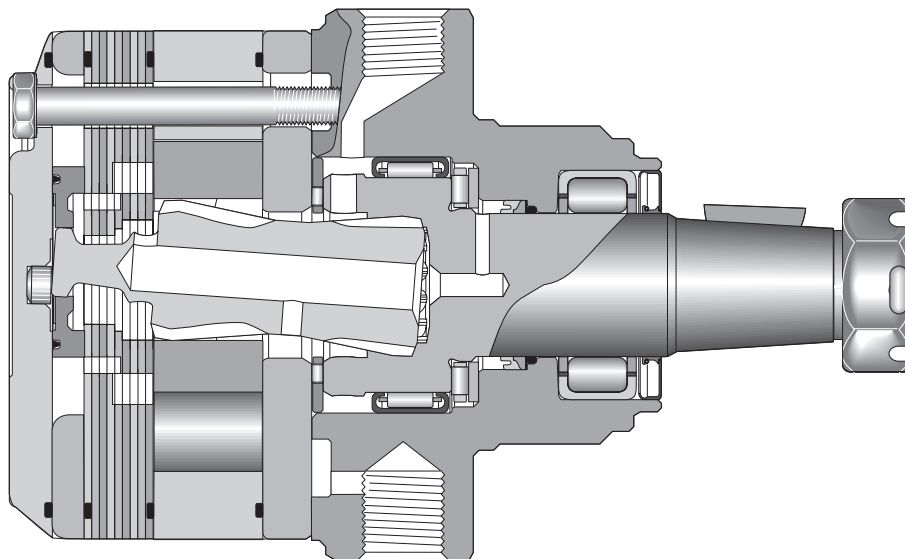
009 DF.indd.js



7 Displacements	(8.6 to 22.2 in ³ /rev)	
7 Schluckvolumen	140 . . . 364 cm³/rev	
7 Cylindrée		
7 Desplazamientos		
	Cont.	Int.
Maximum Pressure	(2750 psid)	(3500 psid)
Eingangsdruck	. . . 190 bar	. . . 241 bar
Pression entrée		
Presion Maxima		
Maximum Oil Flow	(25 gpm)	
Schluckstrom	. . . 95 lpm	
Débit d'huile		
Caudal Maximo de Aceite		
Maximum Speed	(613 rpm)	
Drehzahl	613 rpm	
Vitesse de rotation		
Velocidad Maxima		
	Cont.	Int.
Maximum Torque	(8,650 lb in)	(10,300 lb in)
MaxDrehmoment	977 Nm	1164 Nm
Couple		
Torque Maximo		

Exceptional Power Density and Durability

The heart of the new compact Torqmotor™ is the strongest drive train in its class. Coupled with this extra heavy-duty drive train are the high efficiencies and low speed performance for which the Parker Torqmotor™ is known. As with all Torqmotors™, high speed valving and full flow drive train lubrication are standard. Case drains are not required. Roller vanes and a sealed commutator maintain high efficiencies and provide smooth low speed performance.





















010 TL.indd, js



Ordering Information / Bestellschlüssel
LSHT Torqmotors™ and Nichols™ Motors
System de Comande / Imformacion para pedidos
TL Series / Serie / Série

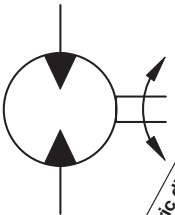
HY13-1590-010/US,EU

TL	XXXX	X	X	XX	0	XXXX																																																													
Series	Displacement Schluckvolumen Cylindrée Desplazamiento	Mounting Gehäuse Carter Montaje	Ports Anschluß Plan de raccordement Lumbreras	Shaft Welle Arbre Eje	Rotation Drehrichtung Direction de rotation Rotacion	Options Opciones																																																													
<table border="1" style="width: 100%; border-collapse: collapse;"> <thead> <tr> <th>Code</th> <th>cm³/tr cm³/giro cm³/U in³/rev</th> </tr> </thead> <tbody> <tr><td>0140</td><td>141 / 8.6</td></tr> <tr><td>0170</td><td>169 / 10.3</td></tr> <tr><td>0195</td><td>195 / 11.9</td></tr> <tr><td>0240</td><td>238 / 14.5</td></tr> <tr><td>0280</td><td>280 / 17.1</td></tr> <tr><td>0310</td><td>310 / 18.9</td></tr> <tr><td>0360</td><td>364 / 22.2</td></tr> </tbody> </table>	Code	cm ³ /tr cm ³ /giro cm ³ /U in ³ /rev	0140	141 / 8.6	0170	169 / 10.3	0195	195 / 11.9	0240	238 / 14.5	0280	280 / 17.1	0310	310 / 18.9	0360	364 / 22.2	<table border="1" style="width: 100%; border-collapse: collapse;"> <thead> <tr> <th>Code</th> <th>Mounting</th> </tr> </thead> <tbody> <tr> <td>L</td> <td>Wheel, Front Brake Nose </td> </tr> <tr> <td>U</td> <td>Wheel, Standard </td> </tr> </tbody> </table> <table border="1" style="width: 100%; border-collapse: collapse;"> <thead> <tr> <th>Code</th> <th>Ports</th> </tr> </thead> <tbody> <tr> <td>S</td> <td>7/8-14 SAE </td> </tr> </tbody> </table> <table border="1" style="width: 100%; border-collapse: collapse;"> <thead> <tr> <th>Code</th> <th>Shaft</th> </tr> </thead> <tbody> <tr> <td>08</td> <td>1 1/4" Tapered </td> </tr> </tbody> </table>	Code	Mounting	L	Wheel, Front Brake Nose 	U	Wheel, Standard 	Code	Ports	S	7/8-14 SAE 	Code	Shaft	08	1 1/4" Tapered 	<table border="1" style="width: 100%; border-collapse: collapse;"> <thead> <tr> <th>Code</th> <th>Front Port Rotation</th> </tr> </thead> <tbody> <tr> <td>0</td> <td>Standard </td> </tr> <tr> <td>1</td> <td>Reverse Timed Manifold </td> </tr> </tbody> </table>	Code	Front Port Rotation	0	Standard 	1	Reverse Timed Manifold 	<table border="1" style="width: 100%; border-collapse: collapse;"> <thead> <tr> <th>Code</th> <th>Options</th> </tr> </thead> <tbody> <tr><td>AAAA</td><td>Standard, Black Paint</td></tr> <tr><td>AAAB</td><td>Standard, No Paint</td></tr> <tr><td>AAAC</td><td>Double Paint</td></tr> <tr><td>AAAF</td><td>Castle Nut, Black Paint</td></tr> <tr><td>AABP</td><td>Castle Nut, No Paint</td></tr> <tr><td>AAAG</td><td>Fluorocarbon Seals, Black Paint</td></tr> <tr><td>AAAH</td><td>Fluorocarbon Seals, No Paint</td></tr> <tr><td>AAAJ</td><td>High Temperature Commutator Seals, Black Paint</td></tr> <tr><td>AAFG</td><td>High Temperature Commutator Seals, No Paint</td></tr> <tr><td>AAFW</td><td>Fluorocarbon seals, High Temperature Commutator Seals, Black paint</td></tr> <tr><td>AAFA</td><td>Fluorocarbon seals, High Temperature Commutator Seals, No paint</td></tr> <tr><td>AANG</td><td>Fluorocarbon seals, High Temperature Commutator Seals, Castle Nut, Black paint</td></tr> <tr><td>AADD</td><td>Fluorocarbon seals, High Temperature Commutator Seals, Castle Nut, No paint</td></tr> </tbody> </table>	Code	Options	AAAA	Standard, Black Paint	AAAB	Standard, No Paint	AAAC	Double Paint	AAAF	Castle Nut, Black Paint	AABP	Castle Nut, No Paint	AAAG	Fluorocarbon Seals, Black Paint	AAAH	Fluorocarbon Seals, No Paint	AAAJ	High Temperature Commutator Seals, Black Paint	AAFG	High Temperature Commutator Seals, No Paint	AAFW	Fluorocarbon seals, High Temperature Commutator Seals, Black paint	AAFA	Fluorocarbon seals, High Temperature Commutator Seals, No paint	AANG	Fluorocarbon seals, High Temperature Commutator Seals, Castle Nut, Black paint	AADD	Fluorocarbon seals, High Temperature Commutator Seals, Castle Nut, No paint
Code	cm ³ /tr cm ³ /giro cm ³ /U in ³ /rev																																																																		
0140	141 / 8.6																																																																		
0170	169 / 10.3																																																																		
0195	195 / 11.9																																																																		
0240	238 / 14.5																																																																		
0280	280 / 17.1																																																																		
0310	310 / 18.9																																																																		
0360	364 / 22.2																																																																		
Code	Mounting																																																																		
L	Wheel, Front Brake Nose 																																																																		
U	Wheel, Standard 																																																																		
Code	Ports																																																																		
S	7/8-14 SAE 																																																																		
Code	Shaft																																																																		
08	1 1/4" Tapered 																																																																		
Code	Front Port Rotation																																																																		
0	Standard 																																																																		
1	Reverse Timed Manifold 																																																																		
Code	Options																																																																		
AAAA	Standard, Black Paint																																																																		
AAAB	Standard, No Paint																																																																		
AAAC	Double Paint																																																																		
AAAF	Castle Nut, Black Paint																																																																		
AABP	Castle Nut, No Paint																																																																		
AAAG	Fluorocarbon Seals, Black Paint																																																																		
AAAH	Fluorocarbon Seals, No Paint																																																																		
AAAJ	High Temperature Commutator Seals, Black Paint																																																																		
AAFG	High Temperature Commutator Seals, No Paint																																																																		
AAFW	Fluorocarbon seals, High Temperature Commutator Seals, Black paint																																																																		
AAFA	Fluorocarbon seals, High Temperature Commutator Seals, No paint																																																																		
AANG	Fluorocarbon seals, High Temperature Commutator Seals, Castle Nut, Black paint																																																																		
AADD	Fluorocarbon seals, High Temperature Commutator Seals, Castle Nut, No paint																																																																		

For other available options, see pages 237-238.

010 TL.indd, js





Motor Series TL	cm ³ /rev in ³ /rev	rev/min	cont / int l/min g/min	cont / int bar psid	max bar psig	cont / int Nm lb-in	max KW HP	cont / int Nm lb-in
TL0140	140 8.6	613	68 95 18 25	190 241 2750 3500	300 4350	364 463 3226 4095	30 40	294 365 2606 3234
TL0170	169 10.3	512	68 95 18 25	190 241 2750 3500	300 4350	449 570 3970 5042	31 41	354 445 3137 3943
TL 0195	195 11.9	484	68 95 18 25	190 241 2750 3500	300 4350	511 648 4520 5739	34 46	414 526 3666 4654
TL 0240	238 14.5	399	68 95 18 25	190 241 2750 3500	300 4350	620 790 5485 6990	34 46	536 679 4740 6011
TL 0280	280 17.1	335	68 95 18 25	190 241 2750 3500	300 4350	730 929 6460 8218	34 45	619 787 5479 6967
TL 0310	310 18.9	310	68 95 18 25	190 241 2750 3500	300 4350	847 1079 7499 9548	36 48	713 907 6309 8029
TL 0360	364 22.2	255	68 95 18 25	172 224 2500 3250	300 4350	890 1163 7874 10293	31 42	778 1002 6882 8867

Performance data based on testing using 10W40 oil with a viscosity of 200 SUS at 54° C (130° F). Performance data is typical. Actual data may vary slightly from one production motor to another.

Les données sur les performances sont basées sur des tests utilisant de l'huile 10W40 d'une viscosité de 200 SUS à 54°C (130°F). Ces données correspondent à des situations typiques. Les données réelles peuvent varier légèrement d'un moteur de production à l'autre.

Leistungsdaten sind gemessen mit SAE 10W40 bei einer Viskosität von 43,1 Cst bei 54°C. Geringfügige Abweichungen von den Katalogdaten sind möglich.

Datos técnicos obtenidos con aceite 10W40 de 200 SUS de viscosidad a 54°C (130°F). Los datos proporcionados son valores típicos. Los valores exactos reales podrían tener una pequeña variación entre distintos motores.

Intermittent operation rating applies to 10% of every minute.

Intermittierende Werte maximal 10% von jeder Betriebsminute.

Fonctionnement interm. 10% max. de chaque minute d'utilisation.

Capacidad de funcionamiento intermitente valida para 10% por cada minuto.

Peak operation rating applies to 1% max of every minute.

TL 0140

8.6 cu in / rev

	PRESSURE (PSID)							
	500	1000	1500	2000	2500	2750	3000	3500
.5	364 12	955 11	1531 10	2115 9	2719 7	3016 6	3288 5	3803 2
1	395 25	1014 24	1599 23	2174 21	2761 19	3056 17	3352 16	3871 13
2	408 51	1011 49	1634 47	2229 45	2828 42	3127 40	3421 38	3943 35
3	411 77	1029 74	1659 72	2257 69	2856 65	3191 63	3459 62	4006 57
4	414 103	1040 99	1675 96	2286 93	2900 89	3226 86	3509 83	4054 78
5	407 129	1039 126	1685 123	2285 119	2899 113	3210 110	3532 108	4075 102
7	381 182	1004 177	1646 172	2250 168	2862 162	3180 158	3499 155	4095 147
9	338 235	951 231	1599 226	2208 220	2802 213	3117 208	3422 203	4041 193
12	263 308	856 303	1485 297	2093 290	2693 283	2983 278	3314 272	3957 260
15	170 380	771 376	1381 371	1983 364	2587 356	2898 350	3219 343	3838 328
20	65 454	659 446	1242 437	1864 430	2443 422	2748 418	3100 413	3744 399
25		361 613	896 601	1464 588	2046 575	2363 567	2770 558	3455 539

Flow (GPM)

TORQUE (LB IN) 2770
SPEED (RPM) 558

Cont. Int.

Intermittent operation rating applies to 10% of every minute.

Fonctionnement interm. 10% max. de chaque minute d'utilisation.

Performance data based on testing using 10W40 oil with a viscosity of 200 SUS at 54° C (130° F). Performance data is typical. Actual data may vary slightly from one production motor to another.

Les donnees sur les performances sont basees sur des tests utilisant de l'huile 10W40 d'une viscosite de 200 SUS a 54°C (130°F). Ces donnees correspondent a des situations typiques. Les donnees reelles peuvent varier legerement d'un moteur de production a l'autre.
010 TL.indd, js

Intermittierende Werte maximal 10% von jeder Betriebsminute.

Capacidad de funcionamiento intermitente valida para 10% por cada minuto.

Leistungsdaten sind gemessen mit SAE 10W40 bei einer Viskosität von 43,1 Cst bei 54°C. Geringfügige Abweichungen von den Katalogdaten sind möglich.

Datos tecnicos obtenidos con aceite 10W40 de 200 SUS de viscosidad a 54°C (130°F). Los datos proporcionados son valores tipicos. Los valores exactos reales podrian tener una pequena variacion entre distintos motores.



TL 0170

10.3 cu in / rev

	PRESSURE (PSID)							
	500	1000	1500	2000	2500	2750	3000	3500
.5	499 10	1226 10	1937 9	2656 7	3395 6	3760 5	4100 4	4750 2
1	530 21	1285 20	2005 19	2715 17	3437 16	3800 15	4164 13	4818 11
2	543 43	1282 41	2040 39	2770 38	3504 35	3871 34	4233 32	4890 29
3	546 64	1300 62	2065 60	2798 58	3532 55	3935 53	4271 52	4953 48
4	549 86	1311 83	2081 80	2827 78	3576 74	3970 72	4321 70	5001 66
5	542 108	1310 105	2091 102	2826 99	3575 95	3954 92	4344 90	5022 85
7	516 152	1275 148	2052 144	2791 140	3538 135	3924 132	4311 129	5042 123
9	473 196	1222 193	2005 189	2749 184	3478 178	3861 174	4234 169	4988 162
12	398 257	1127 253	1891 248	2634 242	3369 236	3727 232	4126 227	4904 217
15	305 317	1042 314	1787 310	2524 304	3263 297	3642 293	4031 286	4785 274
20	200 379	930 372	1648 365	2405 359	3119 352	3492 349	3912 345	4691 333
25		632 512	1302 502	2005 491	2722 480	3107 474	3582 466	4402 450

Flow (GPM)

TORQUE (LB IN) 3582
SPEED (RPM) 466

Cont. Int.

Intermittent operation rating applies to 10% of every minute.

Fonctionnement interm. 10% max. de chaque minute d'utilisation.

Performance data based on testing using 10W40 oil with a viscosity of 200 SUS at 54° C (130° F). Performance data is typical. Actual data may vary slightly from one production motor to another.

Les donnees sur les performances sont basees sur des tests utilisant de l'huile 10W40 d'une viscosite de 200 SUS a 54°C (130°F). Ces donnees correspondent a des situations typiques. Les donnees reelles peuvent varier legerement d'un moteur de production a l'autre.

010.TL.indd.js

Intermittierende Werte maximal 10% von jeder Betriebsminute.

Capacidad de funcionamiento intermitente valida para 10% por cada minuto.

Leistungsdaten sind gemessen mit SAE 10W40 bei einer Viskosität von 43,1 Cst bei 54°C. Geringfügige Abweichungen von den Katalogdaten sind möglich.

Datos tecnicos obtenidos con aceite 10W40 de 200 SUS de viscosidad a 54°C (130°F). Los datos proporcionados son valores tipicos. Los valores exactos reales podrian tener una pequena variacion entre distintos motores.



TL 0195

11.9 cu in / rev

	PRESSURE (PSID)							
	500	1000	1500	2000	2500	2750	3000	3500
.5	571 9	1353 7	2148 5	2938 3				
1	609 18	1417 16	2234 14	3032 12	3873 10	4250 8.5	4641 7	5400 4
2	621 37	1443 35	2267 33	3086 30	3923 27	4300 25.5	4712 24	5450 19
3	619 56	1448 54	2279 52	3104 49	3952 46	4331 44	4727 42	5490 37
4	615 75	1456 73	2303 71	3142 68	3963 64	4371 61.5	4761 59	5535 53.5
5	604 94	1448 92	2301 90	3148 87	3980 82	4400 79.5	4792 77	5587 72
7	571 132	1419 130	2272 127	3125 123	3965 119	4370 116	4784 113	5590 107
9	518 170	1364 168	2223 165	3072 161	3911 155	4310 152	4738 149	5549 142
12	437 226	1264 224	2113 221	2956 216	3792 210	4191 206.8	4620 203	5433 195
15	344 283	1164 281	2003 277	2835 272	3668 265	4062 261	4498 257	5314 248
20	189 343	1013 340	1833 333	2633 325	3461 319	3876 315	4295 310	5116 300
25		613 468	1397 460	2100 452	2903 443	3302 438	3750 433	4542 422

Flow (GPM)

TORQUE (LB IN) 3750
 SPEED (RPM) 433

Cont. Int.

Intermittent operation rating applies to 10% of every minute.

Fonctionnement interm. 10% max. de chaque minute d'utilisation.

Performance data based on testing using 10W40 oil with a viscosity of 200 SUS at 54° C (130° F). Performance data is typical. Actual data may vary slightly from one production motor to another.

Les données sur les performances sont basées sur des tests utilisant de l'huile 10W40 d'une viscosité de 200 SUS à 54°C (130°F). Ces données correspondent à des situations typiques. Les données réelles peuvent varier légèrement d'un moteur de production à l'autre.

010 TL.indd.js

Intermittierende Werte maximal 10% von jeder Betriebsminute.

Capacidad de funcionamiento intermitente valida para 10% por cada minuto.

Leistungsdaten sind gemessen mit SAE 10W40 bei einer Viskosität von 43,1 Cst bei 54°C. Geringfügige Abweichungen von den Katalogdaten sind möglich.

Datos tecnicos obtenidos con aceite 10W40 de 200 SUS de viscosidad a 54°C (130°F). Los datos proporcionados son valores tipicos. Los valores exactos reales podrian tener una pequena variacion entre distintos motores.



TL 0240

14.5 cu in / rev

	PRESSURE (PSID)							
	500	1000	1500	2000	2500	2750	3000	3500
.5	705 8	1662 8	2641 7	3635 6	4620 5	5095 5	5585 4	6536 3
1	752 16	1740 15	2740 14	3746 14	4739 13	5200 12	5712 11	6661 10
2	772 31	1783 30	2799 30	3818 29	4830 27	5300 26	5823 25	6793 23
3	769 47	1784 46	2812 45	3844 44	4863 42	5362 41	5857 40	6828 37
4	766 62	1797 62	2840 61	3887 59	4923 57	5384 56	5932 55	6910 51
5	751 78	1790 77	2842 76	3895 75	4933 72	5438 71	5951 69	6946 66
7	710 109	1758 108	2816 107	3875 105	4920 102	5425 101	5947 99	6958 95
9	649 141	1697 139	2762 138	3826 136	4875 132	5387 130	5908 128	6922 124
12	553 188	1583 186	2633 184	3675 182	4706 178	5219 175	5725 172	6734 167
15	438 235	1471 233	2499 230	3513 227	4520 223	4998 220	5526 217	6534 211
20	312 282	1350 279	2300 276	3305 273	4310 267	4732 264	5250 261	6200 254
25		1021 388	1837 384	2710 380	3735 373	4060 370	4500 365	5423 354

Flow (GPM)

TORQUE (LB IN) 4500
SPEED (RPM) 365

Cont. Int.

Intermittent operation rating applies to 10% of every minute.

Fonctionnement interm. 10% max. de chaque minute d'utilisation.

Performance data based on testing using 10W40 oil with a viscosity of 200 SUS at 54° C (130° F). Performance data is typical. Actual data may vary slightly from one production motor to another.

Les données sur les performances sont basées sur des tests utilisant de l'huile 10W40 d'une viscosité de 200 SUS à 54°C (130°F). Ces données correspondent à des situations typiques. Les données réelles peuvent varier légèrement d'un moteur de production à l'autre.

010 TL.indd.js

Intermittierende Werte maximal 10% von jeder Betriebsminute.

Capacidad de funcionamiento intermitente valida para 10% por cada minuto.

Leistungsdaten sind gemessen mit SAE 10W40 bei einer Viskosität von 43,1 Cst bei 54°C. Geringfügige Abweichungen von den Katalogdaten sind möglich.

Datos tecnicos obtenidos con aceite 10W40 de 200 SUS de viscosidad a 54°C (130°F). Los datos proporcionados son valores típicos. Los valores exactos reales podrían tener una pequeña variación entre distintos motores.



TL 0280

17.1 cu in / rev

	PRESSURE (PSID)							
	500	1000	1500	2000	2500	2750	3000	3500
.5	887 7	2008 6	3147 5	4299 4	5458 3	6022 2	6599 2	7724 0
1	947 13	2093 13	3262 12	4424 11	5582 10	6144 9	6715 8	7812 6
2	982 27	2164 26	3361 25	4561 24	5745 22	6315 21	6902 19	8033 15
3	982 40	2167 39	3366 39	4570 37	5757 36	6356 34	6943 32	8070 28
4	984 53	2184 52	3397 51	4612 50	5820 48	6435 46	6985 45	8147 40
5	975 66	2185 65	3409 64	4634 62	5841 60	6417 58	7031 56	8201 52
7	931 93	2149 92	3381 90	4614 88	5829 85	6420 83	7029 81	8200 76
9	865 119	2083 118	3319 117	4556 114	5780 110	6396 108	6992 106	8193 101
12	746 159	1956 158	3190 156	4428 153	5661 149	6270 147	6885 143	8089 137
15	581 199	1800 198	3025 196	4255 192	5494 187	6128 184	6721 181	7912 174
20	415 239	1650 238	2850 235	4120 230	5350 224	5995 221	6570 217	7750 209
25	50 332	1240 330	2450 327	3700 320	5000 312	5650 307	6170 302	7340 290

Flow (GPM)

TORQUE (LB IN) 6170
 SPEED (RPM) 302

Cont. Int.

Intermittent operation rating applies to 10% of every minute.

Fonctionnement intern. 10% max. de chaque minute d'utilisation.

Performance data based on testing using 10W40 oil with a viscosity of 200 SUS at 54° C (130° F). Performance data is typical. Actual data may vary slightly from one production motor to another.

Les données sur les performances sont basées sur des tests utilisant de l'huile 10W40 d'une viscosité de 200 SUS à 54°C (130°F). Ces données correspondent à des situations typiques. Les données réelles peuvent varier légèrement d'un moteur de production à l'autre.

010 TL.indd.js

Intermittierende Werte maximal 10% von jeder Betriebsminute.

Capacidad de funcionamiento intermitente valida para 10% por cada minuto.

Leistungsdaten sind gemessen mit SAE 10W40 bei einer Viskosität von 43,1 Cst bei 54°C. Geringfügige Abweichungen von den Katalogdaten sind möglich.

Datos tecnicos obtenidos con aceite 10W40 de 200 SUS de viscosidad a 54°C (130°F). Los datos proporcionados son valores tipicos. Los valores exactos reales podrian tener una pequena variacion entre distintos motores.



TL 0310

18.9 cu in / rev

	PRESSURE (PSID)							
	500	1000	1500	2000	2500	2750	3000	3500
.5	1031 6	2296 5	3579 5	4875 4	6178 3	6814 2	7463 2	8732 0
1	1091 12	2381 11	3694 11	5000 10	6302 9	6936 8	7579 7	8820 5
2	1126 24	2452 24	3793 23	5137 22	6465 20	7107 19	7766 17	9041 14
3	1126 36	2455 36	3798 35	5146 34	6477 32	7148 31	7807 29	9078 25
4	1128 48	2472 47	3829 46	5188 45	6540 43	7227 42	7849 40	9155 36
5	1119 60	2473 59	3841 58	5210 56	6561 54	7209 52	7895 51	9209 47
7	1075 84	2437 83	3813 81	5190 80	6549 77	7212 75	7893 73	9208 69
9	1009 108	2371 107	3751 106	5132 103	6500 99	7188 98	7856 96	9201 91
12	890 144	2244 143	3622 141	5004 138	6381 135	7062 132	7749 129	9097 124
15	725 180	2088 179	3457 177	4831 174	6214 169	6920 166	7585 164	8920 157
20	559 216	1938 215	3282 213	4696 208	6070 203	6787 200	7434 196	8758 189
25	194 300	1528 298	2882 295	4276 289	5720 282	6442 277	7034 273	8348 262

Flow (GPM)

TORQUE (LB IN) 7034
SPEED (RPM) 273

Cont. Int.

Intermittent operation rating applies to 10% of every minute.

Fonctionnement interm. 10% max. de chaque minute d'utilisation.

Performance data based on testing using 10W40 oil with a viscosity of 200 SUS at 54° C (130° F). Performance data is typical. Actual data may vary slightly from one production motor to another.

Les données sur les performances sont basées sur des tests utilisant de l'huile 10W40 d'une viscosité de 200 SUS à 54°C (130°F). Ces données correspondent à des situations typiques. Les données réelles peuvent varier légèrement d'un moteur de production à l'autre.

010 TL.indd.js

Intermittierende Werte maximal 10% von jeder Betriebsminute.

Capacidad de funcionamiento intermitente valida para 10% por cada minuto.

Leistungsdaten sind gemessen mit SAE 10W40 bei einer Viskosität von 43,1 Cst bei 54°C. Geringfügige Abweichungen von den Katalogdaten sind möglich.

Datos tecnicos obtenidos con aceite 10W40 de 200 SUS de viscosidad a 54°C (130°F). Los datos proporcionados son valores típicos. Los valores exactos reales podrían tener una pequeña variación entre distintos motores.



TL 0360

22.2 cu in / rev

	PRESSURE (PSID)							
	500	1000	1500	2000	2500	2750	3000	3250
.5	1294 5	2821 5	4367 4	5926 3	7491 2	8259 2	9039 1	9810 1
1	1354 10	2906 10	4482 9	6051 8	7615 8	8381 7	9155 6	9947 6
2	1389 20	2977 20	4581 19	6188 18	7778 17	8552 16	9342 15	10152 14
3	1389 31	2980 30	4586 30	6197 29	7790 27	8593 26	9383 25	10190 24
4	1391 41	2997 40	4617 39	6239 38	7853 37	8672 36	9425 34	10262 33
5	1382 51	2998 50	4629 49	6261 48	7874 46	8654 45	9471 43	10288 42
7	1338 72	2962 71	4601 69	6241 68	7862 65	8657 64	9469 62	10293 61
9	1272 92	2896 91	4539 90	6183 88	7813 85	8633 83	9432 82	10261 79
12	1153 122	2769 122	4410 120	6055 118	7694 115	8507 113	9325 110	10144 108
15	988 153	2613 152	4245 151	5882 148	7527 144	8365 142	9161 139	9985 136
20	822 184	2463 183	4070 181	5747 177	7383 173	8232 170	9010 167	9847 164
25	457 255	2053 254	3670 251	5327 246	7033 240	7887 236	8610 232	9472 227

Flow (GPM)

TORQUE (LB IN) 8610
SPEED (RPM) 232

Cont. Int.

Intermittent operation rating applies to 10% of every minute.

Fonctionnement interm. 10% max. de chaque minute d'utilisation.

Performance data based on testing using 10W40 oil with a viscosity of 200 SUS at 54° C (130° F). Performance data is typical. Actual data may vary slightly from one production motor to another.

Les données sur les performances sont basées sur des tests utilisant de l'huile 10W40 d'une viscosité de 200 SUS à 54°C (130°F). Ces données correspondent à des situations typiques. Les données réelles peuvent varier légèrement d'un moteur de production à l'autre.

010 TL.indd.js

Intermittierende Werte maximal 10% von jeder Betriebsminute.

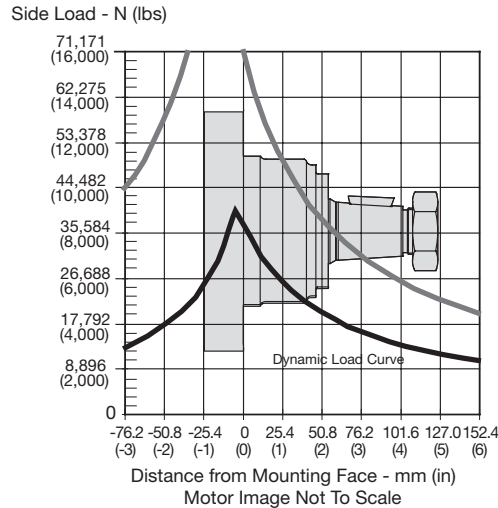
Capacidad de funcionamiento intermitente valida para 10% por cada minuto.

Leistungsdaten sind gemessen mit SAE 10W40 bei einer Viskosität von 43,1 Cst bei 54°C. Geringfügige Abweichungen von den Katalogdaten sind möglich.

Datos tecnicos obtenidos con aceite 10W40 de 200 SUS de viscosidad a 54°C (130°F). Los datos proporcionados son valores típicos. Los valores exactos reales podrían tener una pequeña variación entre distintos motores.



Wheel Mount / Radnabengehäuse
Monture à roue/ Montaje de rueda



The dynamic side load curve is based on uni-directional steady state loads for L_{10} bearing life at 3×10^6 revolutions.

Die zulässige auslegbare radiale

Wellenbelastungskurve ist unter ruhenden, einseitig statisch gerichteten Lastverhältnissen auf eine L_{10} Lebensdauer mit 3×10^6 Umdrehungen kalkuliert.

La courbe de charge latérale permise se base sur des charges unidirectionnelles en régime permanent pour le roulement L_{10} à 3×10^6 révolutions.

La curva de valores admisibles de carga lateral está basada en cargas constantes para cojinetes L_{10} a 3×10^6 revoluciones.

The maximum load curve is defined by bearing static load capacity. This curve should not be exceeded at any time including shock loads.

Die maximale radiale Wellenbelastungskurve ist definiert als maximale statische Last ohne Drehzahl. Sie gilt als Grenze und sollte keinesfalls überschritten werden.

La courbe de charge maximale est définie par la capacité de charge statique portante. Cette courbe ne devrait être dépassée en aucun moment y compris pour les charges par à-coups.

La curva de carga máxima queda definida por la capacidad de carga estática del cojinete. No se deben superar los valores de esta curva, ni siquiera con cargas provisorias de impacto.

Equation to Calculate the Expected Radial Bearing Life
Gleichung zur Ermittlung der Lagerlebensdauer

Equation to calculate the dynamic bearing life for a given load:

Bestimmung der erlaubten radialen Wellenbelastung mit vorgegebener Last

Use F_a , F_b and S in equation to determine hours of L_{10} bearing life.

Die Lebensdauer in Stunden ergibt sich durch einsetzen von F_a , F_b , und S in die nachstehende Formel.

$$L = \frac{3 \times 10^6}{60 \times S} \left\{ \frac{F_a}{F_b} \right\}^{3.33}$$

Where / Mit:

S = Shaft Speed RPM / Abtriebswellendrehzahl in min^{-1}

L = Life In Hours / Lebensdauer in Stunden

F_a = Dynamic side load defined by above curve at a distance from mounting flange. / Erlaubte radiale Wellenbelastung als Funktion der Laenge

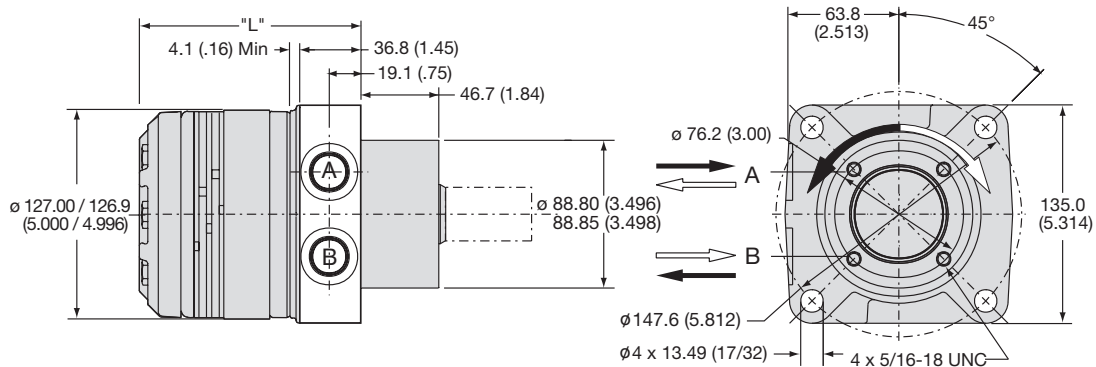
F_b = Application side load. / Anwendungsseitige Wellenbelastung

**Mounting / Gehäuse
Carter / Montaje**

**LSHT Torqmotors™ and Nichols™ Motors
TL Series / Serie / Série** HY13-1590-010/US,EU

Code: L

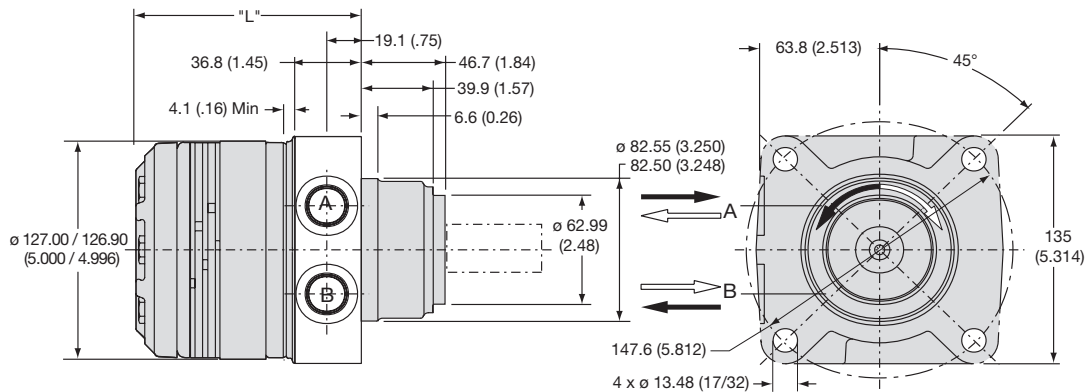
Wheel, Front Brake Nose



Code L	disp.	0140	0170	0195	0240	0280	0310	0360
Weight/Gewicht	kg	10.9	11.1	11.4	11.8	12.2	12.4	12.9
Poids/Peso	(lb)	(24.1)	(24.6)	(25.2)	(26.0)	(26.9)	(27.4)	(28.4)
Length	"L" mm	122.7	122.7	122.7	126.7	131.1	134.6	141.7
	"L" (in)	(4.83)	(4.83)	(4.83)	(4.99)	(5.16)	(5.30)	(5.58)

Code: U

Wheel, Standard



Code U	disp.	0140	0170	0195	0240	0280	0310	0360
Weight/Gewicht	kg	10.9	11.1	11.4	11.8	12.2	12.4	12.9
Poids/Peso	(lb)	(24.1)	(24.6)	(25.2)	(26.0)	(26.9)	(27.4)	(28.4)
Length	"L" mm	122.7	122.7	122.7	126.7	131.1	134.6	141.7
	"L" (in)	(4.83)	(4.83)	(4.83)	(4.99)	(5.16)	(5.30)	(5.58)

English equivalents for metric specifications are shown in ().

010 TL.indd.js

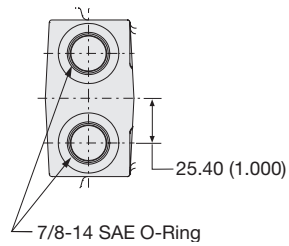


Ports / Anschlüsse
Orifices / Lumbreras

LSHT Torqmotors™ and Nichols™ Motors
TL Series / Serie / Série HY13-1590-010/US,EU

Code: S 

7/8-14 SAE O-Ring



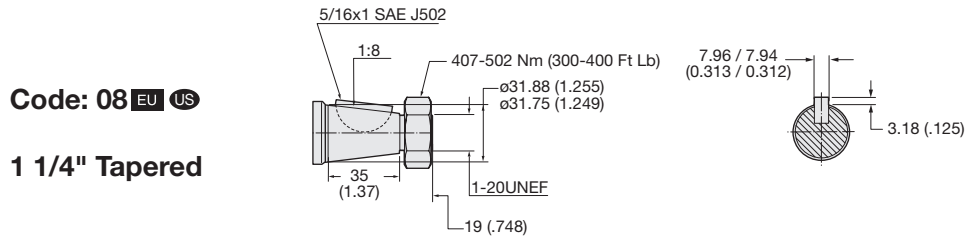
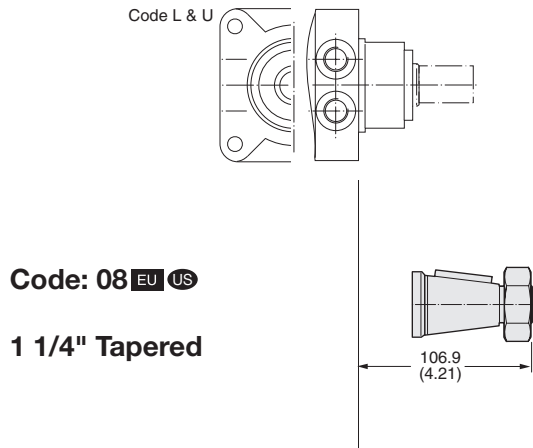
English equivalents for metric specifications are shown in ().

010 TL.indd, js



Shafts / Abtriebswellen
Arbre / Ejes

LSHT Torqmotors™ and Nichols™ Motors
TL Series / Serie / Série HY13-1590-010/US,EU



English equivalents for metric specifications are shown in ().

010 TL.indd.js



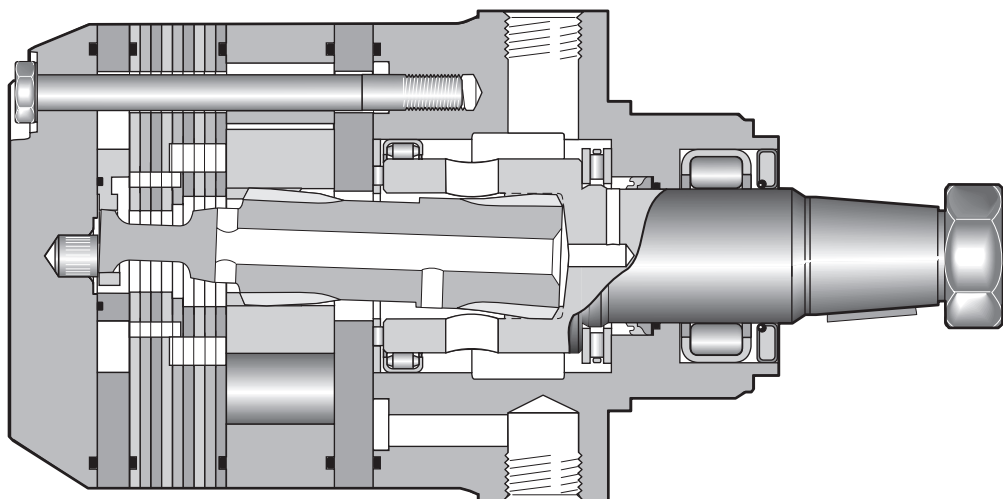

Technical Information / Technische Information / Segni/Informacion Tecnica

**LSHT Torqmotors™ and Nichols™ Motors
TG Series / Serie / Série** HY13-1590-010/US,EU

13 Displacements 13 Schluckvolumen 13 Cylindrée 13 Desplazamientos	(8.6 to 58.5 in ³ /rev) 141 . . . 959 cm ³ /rev
Maximum Pressure Eingangsdruk Pression entrée Presion Maxima	Cont. (3000 psid) Int. (4000 psid) . . . 207 bar . . . 276 bar
Maximum Oil Flow Schluckstrom Débit d'huile Caudal Maximo de Aceite	(30 gpm) . . . 114 lpm
Maximum Speed Drehzahl Vitesse de rotation Velocidad Maxima	(660 rpm) 660 rpm
Maximum Torque MaxDrehmoment Couple Torque Maximo	Cont. (9,239 lb in) Int. (12,636 lb in) 1044 Nm 1428 Nm
Maximum Side Load at Key Seitenlast Charges latérales Carga Maxima Lateral	(3597 lb) . . . 16000 N

Exceptional Strength and Durability in a High Performance Motor

The heart of Parker's TG Series powertrain, the drive link, is an extra heavy duty part that includes unique 60:40 spline geometry. Rugged construction throughout allows the transmission of up to 13,000 lb-in of torque. The entire powertrain is continually washed in cool, high flow fluid to assure long life. Roller vanes and sealed commutator maintain high efficiency and provide smooth low speed performance.



011 TG.indd, js



Ordering Information / Bestellschlüssel
System de Commande / Imformacion para pedidos

LSHT Torqmotors™ and Nichols™ Motors
TG Series / Serie / Série HY13-1590-010/US,EU

TG

Series

XXXX

Displacement
Schluckvolumen
Cylindrée
Desplazamiento

Code	cm ³ /tr cm ³ /giro cm ³ /U	in ³ /rev
0140	141	8.6
0170	169	10.3
0195	195	11.9
0240	238	14.5
0280	280	17.1
0310	310	18.9
0335	337	20.6
0360	360	22.2
0405	405	24.7
0475	477	29.1
0530	528	32.3
0625	623	38.0
0785	786	48.0
0960	959	58.5

X

Mounting
Gehäuse
Carter
Montaje

Code	Mounting
A	SAE "A" 2 Bolt
B	SAE "B" 2 Bolt
L	Wheel, Front Brake
M	Magneto
E	Modified SAE A 6 Bolt
U	Wheel, Standard
W*	Wheel, Optional
D*	Large Wheel Mount
V*	SAE "A" 4 Bolt

*Requires rear porting

* Requires rear porting.
Nur Endanschluss möglich
Exige des orifices en arriere
Necesita lumbrera posterior

X

Ports
Anschluß
Plan de raccordement
Lumbreras

Code	Ports
A	7/8-14 SAE O-Ring; Rear Axial
B	7/8-14 SAE O-Ring; Rear Radial
E	Manifold; Rear Radial
H	ISO 6149 M22 x 1.5
M*	5/16-18 UNC Manifold
S	7/8-14 SAE

*Not available on L, U, V or W mounting.

* Abtriebswelle	Ø 25mm	Max. Moment cont./int.	} 450/550 Nm
Coupling shaft	Ø 1 inch	Max. torque cont./int.	
Arbre	6B SAE	Couple maxi cont./int.	
Eje de acople		Coppia max cont./int.	

Ordering Information / Bestellschlüssel
System de Commande / Imformacion para pedidos

LSHT Torqmotors™ and Nichols™ Motors
TG Series / Serie / Série HY13-1590-010/US,EU

XX

Shaft
Welle
Arbre
Eje

Code	Shaft
01*	1" 6B Spline
02*	1" Keyed
03	1 1/4" Keyed
04	10B Spline
05	1 1/4" 14 Tooth Spline
06	19 Tooth Spline
07	15 Tooth Spline
08	1 1/4" Tapered
19	1 3/8" J501 Taper
20	1 3/8" Keyed
46	32 mm Keyed
62*	1 1/4" 14 Tooth Spline SAE

* Conforms to SAE recommended length

0

Rotation
Drehrichtung
Direction de rotation
Rotación

Code	Rotation
0	Standard
1	Reverse Timed Manifold

Code	Rear Rotation
0	Standard
1	Reverse Timed Manifold

Rotation viewed from shaft end.

XXXX

Options
Opciones

Code	Options
AAAA	Standard, Black Paint
AAAB	Standard, No Paint
AAAC	Double Paint
AAAF ¹⁵	Castle Nut, Black Paint
AABP ¹⁵	Castle Nut, No Paint
AAAG	Fluorocarbon Seals, Black Paint
AAAH	Fluorocarbon Seals, No Paint
AAAJ	High Temperature Commutator Seals, Black Paint
AAFG	High Temperature Commutator Seals, No Paint
AAFW	Fluorocarbon seals, High Temperature Commutator Seals, Black paint
AAFA	Fluorocarbon seals, High Temperature Commutator Seals, No paint
AANG ¹⁵	Fluorocarbon seals, High Temperature Commutator Seals, Castle Nut, Black paint
AADD ¹⁵	Fluorocarbon seals, High Temperature Commutator Seals, Castle Nut, No paint
AABJ	Free Running Rotor Set, Black Paint
AABK	Free Running Rotor Set, No Paint
AABL	Free Running Rotor Set, No Commutator Seal, Black Paint
AABM	Free Running Rotor Set, No Commutator Seal, No Paint
BBBA ¹⁰	1000 PSI/69 Bar Internal Bidirectional Relief, Black Paint
BBBM ¹⁰	1000 PSI/69 Bar Internal Bidirectional Relief, No Paint
BBBG ¹⁰	1500 PSI/103 Bar Internal Bidirectional Relief, Black Paint
BBBJ ¹⁰	1500 PSI/103 Bar Internal Bidirectional Relief, No Paint
BBBB ^{10,18}	2000 PSI/138 Bar Internal Bidirectional Relief, Black Paint
BBBN ^{10,18}	2000 PSI/138 Bar Internal Bidirectional Relief, No Paint
BBDL ^{10,17}	2500 PSI/172 Bar Internal Bidirectional Relief, Black Paint
BBCG ^{10,17}	2500 PSI/172 Bar Internal Bidirectional Relief, No Paint
BBBC ^{10,18}	3000 PSI/207 Bar Internal Bidirectional Relief, Black Paint
BBBF ^{10,18}	3000 PSI/207 Bar Internal Bidirectional Relief, No Paint
BBBD ^{10,19}	4000 PSI/276 Bar Internal Bidirectional Relief, Black Paint
BBBW ^{10,19}	4000 PSI/276 Bar Internal Bidirectional Relief, No Paint
FSAA	Speed Sensor, Black Paint
FSAB	Speed Sensor, No Paint
AAAT ¹⁰	Bidirectional Shuttle, 11:00, Black Paint
AAFX ¹⁰	Bidirectional Shuttle, 11:00, No Paint
AAAU ^{10,15}	Bidirectional Shuttle, 11:00, Castle Nut, Black Paint
AAGF ^{10,15}	Bidirectional Shuttle, 11:00, Castle Nut, No Paint
AAUY	Nickel Plated Except Shaft

¹⁵ Available only with shaft codes 08 and 19

¹⁰ Not available with ports code A, B or E

¹⁶ Not available with displacement 0960

¹⁷ Not available with displacements 0625, 0785 or 0960

¹⁸ Not available with displacements 0530, 0625, 0785 or 0960

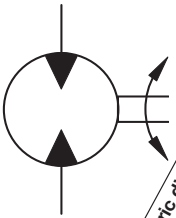
¹⁹ Not available with displacements 0360, 0405, 0530, 0625, 0785 or 0960

011 TG.indd, js



Performance Data / Leistungsdaten
Puissance / Datos Tecnicos

LSHT Torqmotors™ and Nichols™ Motors
TG Series / Serie / Série HY13-1590-010/US,EU



Motor Series TG	cm ³ /rev in ³ /rev	rev/min	cont / int* l/min g/min		cont / int* bar psid		max bar psig	cont / int* Nm lb-in		max KW HP	cont / int* Nm lb-in	
TG 0140	141 8.6	660	76 20	95 25	207 3000	276 4000	300 4350	390 3455	530 4692	33 45	315 2791	418 3706
TG 0170	169 10.3	554	76 20	95 25	207 3000	276 4000	300 4350	476 4216	646 5714	33 45	376 3331	505 4469
TG 0195	195 11.9	477	76 20	95 25	207 3000	276 4000	300 4350	556 4919	753 6663	33 45	451 3989	611 5408
TG 0240	238 14.5	393	76 20	95 25	207 3000	276 4000	300 4350	677 5991	913 8081	32 44	582 5152	776 6865
TG 0280	280 17.1	334	76 20	95 25	207 3000	276 4000	300 4350	796 7044	1073 9499	31 42	675 5972	870 7699
TG 0310	310 18.9	303	76 20	95 25	207 3000	276 4000	300 4350	924 8184	1229 10817	31 41	778 6882	1005 8893
TG 0335	337 20.6	277	76 20	95 25	207 3000	276 4000	300 4350	964 8533	1297 11479	30 41	843 7458	1117 9889
TG 0360	360 22.2	259	76 20	95 25	172 2500	241 3500	300 4350	894 7913	1254 11093	29 39	703 6224	1017 9007
TG 0405	405 24.7	232	76 20	95 25	172 2500	241 3500	300 4350	942 8336	1342 11877	27 37	791 7002	1145 10133
TG 0475	477 29.1	237	76 20	114 30	138 2000	207 3000	300 4350	887 7853	1372 12145	28 38	740 6549	1120 9909
TG 0530	528 32.3	213	76 20	114 30	138 2000	172 2500	300 4350	983 8701	1253 11086	23 31	874 7737	1091 9657
TG 0625	623 38.0	182	76 20	114 30	121 1750	155 2250	300 4350	986 8727	1291 11424	20 27	895 7924	1165 10312
TG 0785	786 48.0	143	76 20	114 30	103 1500	138 2000	300 4350	1044 9239	1428 12636	17 23	991 8772	1341 11876
TG 0960	959 58.5	118	76 20	114 30	69 1000	103 1500	300 4350	773 6843	1268 11227	12 16	763 6752	1177 10419

Performance data based on testing using 10W40 oil with a viscosity of 200 SUS at 54° C (130° F). Performance data is typical. Actual data may vary slightly from one production motor to another.

Les donnees sur les performances sont basees sur des tests utilisant de l'huile 10W40 d'une viscosite de 200 SUS a 54°C (130°F). Ces donnees correspondent a des situations typiques. Les donnees reelles peuvent varier legerement d'un moteur de production a l'autre.

Leistungsdaten sind gemessen mit SAE 10W40 bei einer Viskosität von 43,1 Cst bei 54°C. Geringfügige Abweichungen von den Katalogdaten sind möglich.

Datos tecnicos obtenidos con aceite 10W40 de 200 SUS de viscosidad a 54°C (130°F). Los datos proporcionados son valores tipicos. Los valores exactos reales podrian tener una pequena variacion entre distintos motores.

* Intermittent operation rating applies to 10% of every minute. Intermittierende Werte maximal 10% von jeder Betriebsminute. Fonctionnement interm. 10% max. de chaque minute d'utilisation. Capacidad de funcionamiento intermitente valida para 10% por cada minuto.

011 TG.indd, js



TG 0140

8.6 cu in / rev

	PRESSURE (PSID)							
	500	1000	1500	2000	2500	3000	3500	4000
.5	519 9	1060 4						
1	540 22	1090 17	1635 11	2180 6				
2	569 49	1156 43	1730 36	2286 30	2827 23	3368 19	3899 12	4447 12
3	565 75	1159 69	1744 62	2321 55	2899 47	3477 40	4048 33	4608 29
4	564 102	1170 94	1768 87	2358 80	2943 72	3517 64	4082 57	4644 52
5	556 128	1170 120	1776 112	2375 105	2968 97	3556 89	4135 81	4701 76
7	540 182	1160 172	1779 164	2390 155	2994 146	3592 138	4181 130	4763 123
9	515 235	1143 225	1768 215	2385 206	2996 196	3601 187	4199 179	4794 171
12	471 315	1096 303	1729 292	2356 281	2974 271	3587 261	4193 252	4794 243
15	418 395	1042 381	1673 368	2307 357	2933 346	3549 336	4163 325	4771 314
20	299 528	931 512	1565 497	2198 484	2825 472	3455 459	4078 447	4692 435
25	173 660	794 643	1426 626	2059 612	2695 598	3332 583	3961 569	4579 555

Flow (GPM)

TORQUE (LB IN) 3961
 SPEED (RPM) 569

Cont. Int.

Intermittent operation rating applies to 10% of every minute.

Fonctionnement interm. 10% max. de chaque minute d'utilisation.

Performance data based on testing using 10W40 oil with a viscosity of 200 SUS at 54° C (130° F). Performance data is typical. Actual data may vary slightly from one production motor to another.

Les données sur les performances sont basées sur des tests utilisant de l'huile 10W40 d'une viscosité de 200 SUS à 54°C (130°F). Ces données correspondent à des situations typiques. Les données réelles peuvent varier légèrement d'un moteur de production à l'autre.

011 TG.indd.js

Intermittierende Werte maximal 10% von jeder Betriebsminute.

Capacidad de funcionamiento intermitente valida para 10% por cada minuto. Leistungsdaten sind gemessen mit SAE 10W40 bei einer Viskosität von 43,1 Cst bei 54°C. Geringfügige Abweichungen von den Katalogdaten sind möglich.

Datos tecnicos obtenidos con aceite 10W40 de 200 SUS de viscosidad a 54°C (130°F). Los datos proporcionados son valores tipicos. Los valores exactos reales podrian tener una pequena variacion entre distintos motores.



TG 0170

10.3 cu in / rev

	PRESSURE (PSID)							
	500	1000	1500	2000	2500	3000	3500	4000
.5	620 9	1284 7	1945 5	2613 4	3293 3	3983 2		
1	652 20	1337 18	2006 16	2683 14	3375 12	4063 11	4744 8	5402 8
2	678 42	1390 40	2105 37	2822 35	3535 32	4226 30	4909 27	5587 25
3	678 64	1397 61	2117 58	2836 56	3554 53	4263 50	4963 46	5652 44
4	679 86	1409 83	2142 80	2872 77	3596 74	4310 71	5021 67	5716 64
5	675 108	1413 104	2150 101	2885 98	3616 94	4339 91	5057 87	5761 83
7	661 153	1405 148	2152 143	2900 140	3642 136	4374 132	5101 127	5818 123
9	632 197	1385 191	2140 186	2891 181	3638 177	4380 173	5114 168	5838 163
12	583 263	1334 256	2096 250	2860 244	3617 239	4362 234	5101 228	5823 223
15	524 330	1275 322	2035 314	2804 308	3572 302	4327 296	5070 289	5801 283
20	382 442	1143 432	1908 422	2683 413	3455 406	4216 399	4972 391	5714 383
25	239 554	983 543	1747 531	2523 520	3299 511	4071 501	4839 492	5591 483

Flow (GPM)

TORQUE (LB IN) 4839
 SPEED (RPM) 492

Cont. Int.

Intermittent operation rating applies to 10% of every minute.

Fonctionnement interm. 10% max. de chaque minute d'utilisation.

Performance data based on testing using 10W40 oil with a viscosity of 200 SUS at 54° C (130° F). Performance data is typical. Actual data may vary slightly from one production motor to another.

Les données sur les performances sont basées sur des tests utilisant de l'huile 10W40 d'une viscosité de 200 SUS à 54°C (130°F). Ces données correspondent à des situations typiques. Les données réelles peuvent varier légèrement d'un moteur de production à l'autre.

011 TG.indd.js

Intermittierende Werte maximal 10% von jeder Betriebsminute.

Capacidad de funcionamiento intermitente valida para 10% por cada minuto. Leistungsdaten sind gemessen mit SAE 10W40 bei einer Viskosität von 43,1 Cst bei 54°C. Geringfügige Abweichungen von den Katalogdaten sind möglich.

Datos tecnicos obtenidos con aceite 10W40 de 200 SUS de viscosidad a 54°C (130°F). Los datos proporcionados son valores tipicos. Los valores exactos reales podrian tener una pequena variacion entre distintos motores.



TG 0195

11.9 cu in / rev

	PRESSURE (PSID)							
	500	1000	1500	2000	2500	3000	3500	4000
.5	733 7	1503 3						
1	761 16	1546 13	2326 8	3104 3				
2	799 35	1638 32	2465 27	3270 21	4046 16	4813 11	5589 7	6375 6
3	794 55	1639 50	2476 45	3303 39	4132 34	4970 28	5792 23	6595 19
4	794 74	1654 69	2509 64	3356 58	4196 52	5023 46	5830 40	6635 35
5	783 93	1653 88	2517 83	3375 76	4224 70	5065 64	5895 58	6710 52
7	762 131	1637 126	2514 120	3384 113	4245 106	5098 99	5940 92	6772 86
9	731 170	1616 164	2499 157	3373 150	4239 142	5093 135	5936 127	6774 120
12	677 228	1562 221	2455 213	3343 205	4217 196	5081 188	5934 179	6776 172
15	613 285	1498 278	2389 269	3283 260	4169 251	5040 242	5907 232	6765 233
20	448 381	1350 373	2245 363	3141 353	4031 342	4919 331	5798 321	6663 310
25	334 477	1158 468	2044 457	2941 445	3837 433	4729 421	5612 409	6500 397

Flow (GPM)

TORQUE (LB IN) 5612
 SPEED (RPM) 409

Cont. Int.

Intermittent operation rating applies to 10% of every minute.

Fonctionnement interm. 10% max. de chaque minute d'utilisation.

Performance data based on testing using 10W40 oil with a viscosity of 200 SUS at 54° C (130° F). Performance data is typical. Actual data may vary slightly from one production motor to another.

Les données sur les performances sont basées sur des tests utilisant de l'huile 10W40 d'une viscosité de 200 SUS à 54°C (130°F). Ces données correspondent à des situations typiques. Les données réelles peuvent varier légèrement d'un moteur de production à l'autre.

011 TG.indd.js

Intermittierende Werte maximal 10% von jeder Betriebsminute.

Capacidad de funcionamiento intermitente valida para 10% por cada minuto. Leistungsdaten sind gemessen mit SAE 10W40 bei einer Viskosität von 43,1 Cst bei 54°C. Geringfügige Abweichungen von den Katalogdaten sind möglich.

Datos tecnicos obtenidos con aceite 10W40 de 200 SUS de viscosidad a 54°C (130°F). Los datos proporcionados son valores tipicos. Los valores exactos reales podrian tener una pequena variacion entre distintos motores.



TG 0240

14.5 cu in / rev

	PRESSURE (PSID)							
	500	1000	1500	2000	2500	3000	3500	4000
.5	932 6	1907 4	2894 2					
1	960 14	1954 12	2950 9	3943 6	4939 3	5930 2		
2	988 30	2031 27	3065 24	4090 20	5107 17	6100 14	7068 11	8037 9
3	983 45	2029 42	3071 39	4101 35	5128 31	6161 27	7182 23	8184 20
4	978 61	2037 58	3090 54	4136 49	5176 45	6207 42	7230 37	8234 33
5	962 77	2030 73	3092 69	4144 64	5190 60	6231 56	7259 51	8271 47
7	933 108	2005 104	3078 99	4141 94	5194 89	6239 84	7275 78	8298 73
9	890 140	1972 135	3048 129	4112 123	5169 117	6213 112	7245 106	8271 100
12	832 187	1912 181	2996 175	4071 167	5125 161	6163 154	7195 147	8224 140
15	753 235	1832 228	2921 220	4009 212	5081 204	6137 196	7182 188	8212 180
20	559 314	1654 306	2744 297	3834 287	4917 278	5991 268	7045 258	8081 248
25	524 393	1427 384	2507 373	3595 363	4690 352	5780 340	6853 328	7913 317

Flow (GPM)

Cont. Int.

Intermittent operation rating applies to 10% of every minute.

Fonctionnement interm. 10% max. de chaque minute d'utilisation.

Performance data based on testing using 10W40 oil with a viscosity of 200 SUS at 54° C (130° F). Performance data is typical. Actual data may vary slightly from one production motor to another.

Les données sur les performances sont basées sur des tests utilisant de l'huile 10W40 d'une viscosité de 200 SUS à 54°C (130°F). Ces données correspondent à des situations typiques. Les données réelles peuvent varier légèrement d'un moteur de production à l'autre.

011 TG.indd.js

Intermittierende Werte maximal 10% von jeder Betriebsminute.

Capacidad de funcionamiento intermitente valida para 10% por cada minuto.

Leistungsdaten sind gemessen mit SAE 10W40 bei einer Viskosität von 43,1 Cst bei 54°C. Geringfügige Abweichungen von den Katalogdaten sind möglich.

Datos tecnicos obtenidos con aceite 10W40 de 200 SUS de viscosidad a 54°C (130°F). Los datos proporcionados son valores típicos. Los valores exactos reales podrían tener una pequeña variación entre distintos motores.



TG 0280

17.1 cu in / rev

	PRESSURE (PSID)							
	500	1000	1500	2000	2500	3000	3500	4000
.5	1056 5	2177 4	3323 2	4512 1				
1	1087 12	2223 10	3378 8	4552 6	5734 5	6930 3	8135 3	9350 2
2	1124 25	2313 23	3513 21	4700 18	5880 16	7060 14	8239 12	9400 11
3	1124 39	2323 36	3532 34	4740 31	5940 28	7143 25	8346 22	9536 19
4	1126 52	2346 49	3568 47	4786 43	6004 40	7214 37	8415 33	9596 30
5	1115 65	2350 62	3582 59	4816 56	6044 52	7256 49	8457 45	9641 41
7	1091 92	2338 88	3586 85	4832 80	6072 76	7301 72	8515 67	9706 63
9	1046 118	2309 114	3564 110	4811 105	6051 101	7280 96	8499 90	9707 85
12	981 159	2242 154	3506 148	4757 143	5992 137	7221 132	8444 125	9652 118
15	898 199	2164 193	3437 186	4702 180	5951 174	7187 168	8416 160	9625 152
20	691 266	1976 258	3255 250	4529 243	5795 235	7044 227	8275 218	9499 209
25	703 334	1726 324	2987 314	4260 305	5540 296	6815 286	8071 276	9311 267

Flow (GPM)

TORQUE (LB IN) 8071
 SPEED (RPM) 276

Cont. Int.

Intermittent operation rating applies to 10% of every minute.

Fonctionnement interm. 10% max. de chaque minute d'utilisation.

Performance data based on testing using 10W40 oil with a viscosity of 200 SUS at 54° C (130° F). Performance data is typical. Actual data may vary slightly from one production motor to another.

Les données sur les performances sont basées sur des tests utilisant de l'huile 10W40 d'une viscosité de 200 SUS à 54°C (130°F). Ces données correspondent à des situations typiques. Les données réelles peuvent varier légèrement d'un moteur de production à l'autre.

011 TG.indd.js

Intermittierende Werte maximal 10% von jeder Betriebsminute.

Capacidad de funcionamiento intermitente valida para 10% por cada minuto. Leistungsdaten sind gemessen mit SAE 10W40 bei einer Viskosität von 43,1 Cst bei 54°C. Geringfügige Abweichungen von den Katalogdaten sind möglich.

Datos tecnicos obtenidos con aceite 10W40 de 200 SUS de viscosidad a 54°C (130°F). Los datos proporcionados son valores tipicos. Los valores exactos reales podrian tener una pequena variacion entre distintos motores.



TG 0310

18.9 cu in / rev

	PRESSURE (PSID)							
	500	1000	1500	2000	2500	3000	3500	4000
.5	1188 4	2464 3	3766 2	5102 1				
1	1220 11	2508 9	3812 7	5145 5	6477 4	7822 2	9181 2	10530 1
2	1259 23	2598 21	3950 19	5298 17	6642 14	7972 13	9282 10	10574 9
3	1257 35	2606 33	3889 30	5332 28	6688 25	8044 22	9392 19	10693 16
4	1259 47	2628 44	4003 42	5377 39	6749 36	8114 33	9461 29	10780 26
5	1247 59	2629 56	4252 52	5401 50	6782 47	8149 42	9499 39	10823 35
7	1218 84	2614 80	4013 76	5413 72	6806 68	8184 64	9543 60	10874 56
9	1167 107	2574 103	3983 99	5386 94	6780 90	8162 85	9529 80	10877 75
12	1089 143	2493 139	3904 133	5308 128	6696 122	8075 117	9443 110	10793 102
15	995 180	2400 173	3817 167	5225 160	6621 154	8003 148	9371 140	10718 131
20	769 241	2194 234	3618 225	5043 218	6462 210	7863 203	9238 194	10588 183
25	626 303	1955 294	3359 284	4771 274	6251 265	7608 256	8998 246	10360 236

Flow (GPM)

TORQUE (LB IN) 7608
 SPEED (RPM) 256

Cont. Int.

Intermittent operation rating applies to 10% of every minute.

Fonctionnement interm. 10% max. de chaque minute d'utilisation.

Performance data based on testing using 10W40 oil with a viscosity of 200 SUS at 54° C (130° F). Performance data is typical. Actual data may vary slightly from one production motor to another.

Les données sur les performances sont basées sur des tests utilisant de l'huile 10W40 d'une viscosité de 200 SUS à 54°C (130°F). Ces données correspondent à des situations typiques. Les données réelles peuvent varier légèrement d'un moteur de production à l'autre.

011 TG.indd.js

Intermittierende Werte maximal 10% von jeder Betriebsminute.

Capacidad de funcionamiento intermitente valida para 10% por cada minuto.

Leistungsdaten sind gemessen mit SAE 10W40 bei einer Viskosität von 43,1 Cst bei 54°C. Geringfügige Abweichungen von den Katalogdaten sind möglich.

Datos tecnicos obtenidos con aceite 10W40 de 200 SUS de viscosidad a 54°C (130°F). Los datos proporcionados son valores tipicos. Los valores exactos reales podrian tener una pequena variacion entre distintos motores.



TG 0335

20.6 cu in / rev

PRESSURE (PSID)

	500	1000	1500	2000	2500	3000	3500	4000
.5	1297 4	2699 3	4128 1	5584 1				
1	1329 10	2741 8	4176 7	5630 5	7084 4	8551 2	10036 2	11496 1
2	1369 21	2832 19	4308 17	5787 15	7265 13	8718 11	10136 9	11534 8
3	1366 32	2838 30	4326 27	5817 25	7301 22	8781 20	10248 17	11685 14
4	1368 43	2858 40	4358 38	5861 35	7358 32	8850 29	10317 25	11748 22
5	1355 54	2858 51	4368 48	5880 45	7386 42	8880 38	10352 34	11791 30
7	1323 76	2840 73	4363 69	5888 65	7407 61	8908 57	10384 53	11829 47
9	1266 98	2791 94	4326 90	5856 85	7376 81	8884 76	10372 71	11834 64
12	1177 131	2698 127	4230 121	5759 116	7273 110	8773 105	10261 98	11726 90
15	1075 165	2594 159	4127 153	5654 146	7170 140	8670 134	10153 126	11613 116
20	833 221	2372 214	3915 205	5463 197	7008 189	8533 182	10026 173	11479 161
25	678 277	2142 269	3663 259	5189 248	6726 239	8257 230	9757 219	11219 209

Flow (GPM)

TORQUE (LB IN) 8257
 SPEED (RPM) 230

Cont. Int.

Intermittent operation rating applies to 10% of every minute.

Fonctionnement interm. 10% max. de chaque minute d'utilisation.

Performance data based on testing using 10W40 oil with a viscosity of 200 SUS at 54° C (130° F). Performance data is typical. Actual data may vary slightly from one production motor to another.

Les données sur les performances sont basées sur des tests utilisant de l'huile 10W40 d'une viscosité de 200 SUS à 54°C (130°F). Ces données correspondent à des situations typiques. Les données réelles peuvent varier légèrement d'un moteur de production à l'autre.

011 TG.indd.js

Intermittierende Werte maximal 10% von jeder Betriebsminute.

Capacidad de funcionamiento intermitente valida para 10% por cada minuto. Leistungsdaten sind gemessen mit SAE 10W40 bei einer Viskosität von 43,1 Cst bei 54°C. Geringfügige Abweichungen von den Katalogdaten sind möglich.

Datos tecnicos obtenidos con aceite 10W40 de 200 SUS de viscosidad a 54°C (130°F). Los datos proporcionados son valores tipicos. Los valores exactos reales podrían tener una pequeña variación entre distintos motores.



TG 0360

360 cm³ / rev (22.2 in³ / rev)

	PRESSURE (PSID)						
	500	1000	1500	2000	2500	3000	3500
.5	1386 4	2883 3	4410 1	5965 1			
1	1420 9	2928 7	4461 7	6014 5	7567 4	9135 2	10721 2
2	1462 20	3025 18	4602 16	6182 14	7761 12	9313 10	10828 8
3	1459 30	3031 28	4621 25	6214 23	7799 21	9380 19	10947 16
4	1461 40	3053 37	4655 36	6261 33	7884 30	9454 27	11021 23
5	1447 51	3053 48	4666 45	6281 42	7890 39	9486 36	11059 32
7	1413 71	3034 68	4661 65	6290 61	7913 57	9516 53	11093 50
9	1352 92	2981 88	4621 84	6256 80	7879 76	9490 71	11080 66
12	1257 123	2882 119	4519 113	6152 109	7769 103	9372 98	10961 92
15	1148 154	2771 149	4409 143	6040 137	7659 131	9262 125	10846 118
20	890 207	2534 200	4182 192	5836 184	7486 177	9115 170	10710 162
25	724 259	2288 252	3913 242	5543 232	7185 224	8821 215	10423 205

Flow (GPM)

TORQUE (LB IN) 8821
 SPEED (RPM) 215

Cont. Int.

Intermittent operation rating applies to 10% of every minute.

Fonctionnement interm. 10% max. de chaque minute d'utilisation.

Performance data based on testing using 10W40 oil with a viscosity of 200 SUS at 54° C (130° F). Performance data is typical. Actual data may vary slightly from one production motor to another.

Les données sur les performances sont basées sur des tests utilisant de l'huile 10W40 d'une viscosité de 200 SUS à 54°C (130°F). Ces données correspondent à des situations typiques. Les données réelles peuvent varier légèrement d'un moteur de production à l'autre.

011 TG.indd, js

Intermittierende Werte maximal 10% von jeder Betriebsminute.

Capacidad de funcionamiento intermitente valida para 10% por cada minuto. Leistungsdaten sind gemessen mit SAE 10W40 bei einer Viskosität von 43,1 Cst bei 54°C. Geringfügige Abweichungen von den Katalogdaten sind möglich.

Datos tecnicos obtenidos con aceite 10W40 de 200 SUS de viscosidad a 54°C (130°F). Los datos proporcionados son valores típicos. Los valores exactos reales podrían tener una pequeña variación entre distintos motores.



TG 0405

24.7 cu in / rev

	PRESSURE (PSID)						
	500	1000	1500	2000	2500	3000	3500
.5	1544 4	3178 3	4840 2	6515 1	8185 1		
1	1593 8	3256 7	4928 6	6607 6	8303 5	9987 4	11652 3
2	1636 17	3351 16	5084 15	6817 14	8550 13	10272 12	11978 11
3	1637 27	3365 25	5106 23	6847 22	8588 21	10314 19	12031 18
4	1645 36	3394 34	5159 32	6920 30	8668 29	10402 27	12130 26
5	1640 45	3408 43	5201 41	6983 39	8733 37	10466 35	12194 33
7	1606 64	3396 61	5211 59	7003 56	8772 54	10527 51	12271 49
9	1551 82	3350 80	5176 77	6981 73	8763 70	10519 67	12269 64
12	1428 110	3238 107	5075 103	6888 99	8670 95	10424 91	12172 88
15	1310 138	3112 135	4948 130	6759 125	8545 120	10306 115	12060 111
20	1136 185	2862 181	4692 175	6518 168	8336 162	10122 156	11877 151
25			4492 219	6303 212	8084 204	9848 197	11585 190

Flow (GPM)

TORQUE (LB IN) 9848
 SPEED (RPM) 197

Cont. Int.

Intermittent operation rating applies to 10% of every minute.

Fonctionnement interm. 10% max. de chaque minute d'utilisation.

Performance data based on testing using 10W40 oil with a viscosity of 200 SUS at 54° C (130° F). Performance data is typical. Actual data may vary slightly from one production motor to another.

Les données sur les performances sont basées sur des tests utilisant de l'huile 10W40 d'une viscosité de 200 SUS à 54°C (130°F). Ces données correspondent à des situations typiques. Les données réelles peuvent varier légèrement d'un moteur de production à l'autre.

011 TG.indd.js

Intermittierende Werte maximal 10% von jeder Betriebsminute.

Capacidad de funcionamiento intermitente valida para 10% por cada minuto. Leistungsdaten sind gemessen mit SAE 10W40 bei einer Viskosität von 43,1 Cst bei 54°C. Geringfügige Abweichungen von den Katalogdaten sind möglich.

Datos tecnicos obtenidos con aceite 10W40 de 200 SUS de viscosidad a 54°C (130°F). Los datos proporcionados son valores típicos. Los valores exactos reales podrían tener una pequeña variación entre distintos motores.



TG 0475

29.1 cu in / rev

	PRESSURE (PSID)					
	500	1000	1500	2000	2500	3000
.5	1768 3	3732 3	5733 2	7744 1	9762 1	
1	1868 7	3878 7	5879 6	7851 5	9838 4	11830 3
2	1964 15	4055 14	6180 14	8237 12	10241 10	12136 8
3	1972 23	4074 22	6208 21	8321 19	10379 17	12355 13
4	2005 31	4135 30	6287 29	8382 27	10463 24	12496 20
5	2004 39	4129 38	6304 37	8428 34	10514 31	12544 26
7	1990 55	4133 54	6308 52	8445 50	10555 45	12602 40
9	1924 70	4104 69	6285 68	8430 65	10528 60	12608 54
12	1775 94	3974 93	6157 91	8328 87	10446 82	12528 75
15	1619 118	3784 116	5990 114	8188 110	10311 104	12372 96
20	1314 157	3373 156	5629 153	7853 149	10038 141	12145 132
25	1141 197	3029 196	5220 193	7427 189	9629 182	11757 174
30	606 237	2505 236	4649 233	6766 230	8878 224	10989 219

Flow (GPM)

TORQUE (LB IN) 6766
 SPEED (RPM) 230

Cont. Int.

Intermittent operation rating applies to 10% of every minute.

Fonctionnement interm. 10% max. de chaque minute d'utilisation.

Performance data based on testing using 10W40 oil with a viscosity of 200 SUS at 54° C (130° F). Performance data is typical. Actual data may vary slightly from one production motor to another.

Les données sur les performances sont basées sur des tests utilisant de l'huile 10W40 d'une viscosité de 200 SUS à 54°C (130°F). Ces données correspondent à des situations typiques. Les données réelles peuvent varier légèrement d'un moteur de production à l'autre.

011 TG.indd, js

Intermittierende Werte maximal 10% von jeder Betriebsminute.

Capacidad de funcionamiento intermitente valida para 10% por cada minuto.

Leistungsdaten sind gemessen mit SAE 10W40 bei einer Viskosität von 43,1 Cst bei 54°C. Geringfügige Abweichungen von den Katalogdaten sind möglich.

Datos tecnicos obtenidos con aceite 10W40 de 200 SUS de viscosidad a 54°C (130°F). Los datos proporcionados son valores tipicos. Los valores exactos reales podrian tener una pequena variacion entre distintos motores.

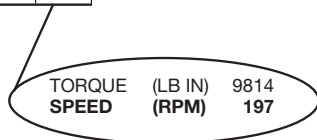


TG 0530

32.2 cu in / rev

	PRESSURE (PSID)				
	500	1000	1500	2000	2500
.5	2080 3	4256 3	6479 2	8726 2	11012 1
1	2158 7	4372 6	6592 6	8779 5	10994 4
2	2246 14	4567 13	6869 12	9126 11	11376 9
3	2242 21	4578 20	6916 19	9237 17	11500 14
4	2253 28	4625 27	6977 25	9296 23	11586 20
5	2235 35	4629 34	7002 32	9333 29	11626 26
7	2182 49	4599 48	7006 46	9362 42	11659 38
9	2095 63	4535 62	6960 59	9330 55	11650 50
12	1943 85	4390 83	6825 80	9217 75	11549 69
15	1753 106	4199 104	6638 100	9052 95	11408 87
20	1327 141	3783 139	6262 135	8701 129	11086 120
25	1011 177	3300 175	5751 171	8210 165	10639 158
30	269 213	2698 211	5083 208	7415 203	9814 197

Flow (GPM)



Cont. Int.

Intermittent operation rating applies to 10% of every minute.

Fonctionnement interm. 10% max. de chaque minute d'utilisation.

Performance data based on testing using 10W40 oil with a viscosity of 200 SUS at 54° C (130° F). Performance data is typical. Actual data may vary slightly from one production motor to another.

Les données sur les performances sont basées sur des tests utilisant de l'huile 10W40 d'une viscosité de 200 SUS à 54°C (130°F). Ces données correspondent à des situations typiques. Les données réelles peuvent varier légèrement d'un moteur de production à l'autre.

011 TG.indd.js

Intermittierende Werte maximal 10% von jeder Betriebsminute.

Capacidad de funcionamiento intermitente valida para 10% por cada minuto. Leistungsdaten sind gemessen mit SAE 10W40 bei einer Viskosität von 43,1 Cst bei 54°C. Geringfügige Abweichungen von den Katalogdaten sind möglich.

Datos tecnicos obtenidos con aceite 10W40 de 200 SUS de viscosidad a 54°C (130°F). Los datos proporcionados son valores tipicos. Los valores exactos reales podrian tener una pequena variacion entre distintos motores.



TG 0625

38.0 cu in / rev

	PRESSURE (PSID)				
	500	1000	1500	1750	2250
.5	1939 2	4593 1			
1	2087 5	4665 3	7283 2	8680 2	11579 1
2	2338 11	4991 9	7590 8	8853 7	11458 5
3	2386 17	5101 15	7753 13	9055 12	11689 9
4	2457 23	5202 21	7872 19	9174 17	11769 14
5	2479 29	5246 27	7943 25	9242 23	11821 18
7	2464 41	5273 39	7995 36	9306 34	11859 28
9	2401 53	5223 51	7993 48	9337 45	11935 39
12	2254 71	5092 69	7886 65	9239 62	11900 54
15	2052 89	4901 87	7721 83	9086 80	11763 70
20	1600 120	4490 117	7334 112	8725 109	11424 98
25	1063 151	3933 148	6818 144	8235 140	11021 131
30	359 182	3250 180	6074 176	7443 172	10179 165

Flow (GPM)

TORQUE (LB IN) 7443
 SPEED (RPM) 172

Cont. Int.

Intermittent operation rating applies to 10% of every minute.

Fonctionnement interm. 10% max. de chaque minute d'utilisation.

Performance data based on testing using 10W40 oil with a viscosity of 200 SUS at 54° C (130° F). Performance data is typical. Actual data may vary slightly from one production motor to another.

Les données sur les performances sont basées sur des tests utilisant de l'huile 10W40 d'une viscosité de 200 SUS à 54°C (130°F). Ces données correspondent à des situations typiques. Les données réelles peuvent varier légèrement d'un moteur de production à l'autre.

011 TG.indd, js

Intermittierende Werte maximal 10% von jeder Betriebsminute.

Capacidad de funcionamiento intermitente valida para 10% por cada minuto. Leistungsdaten sind gemessen mit SAE 10W40 bei einer Viskosität von 43,1 Cst bei 54°C. Geringfügige Abweichungen von den Katalogdaten sind möglich.

Datos tecnicos obtenidos con aceite 10W40 de 200 SUS de viscosidad a 54°C (130°F). Los datos proporcionados son valores típicos. Los valores exactos reales podrían tener una pequeña variación entre distintos motores.



TG 0785

48.0 cu in / rev

	PRESSURE (PSID)			
	500	1000	1500	2000
.5	2910 2	6153 2	9607 1	12950 1
1	3011 4	6296 4	9670 3	12919 3
2	3217 9	6536 8	9935 7	13060 6
3	3220 14	6613 13	9977 11	13079 9
4	3265 19	6679 17	10021 15	13078 13
5	3263 23	6703 22	10047 19	13103 16
7	3218 33	6722 31	10068 28	13062 24
9	3107 43	6664 41	10108 36	13185 31
12	2892 57	6489 55	9959 49	13082 42
15	2643 71	6238 69	9733 62	12938 54
20	2044 95	5673 92	9239 85	12636 75
25	2313 119	4976 117	8571 110	12073 101
30	496 143	4104 141	7582 137	11024 130

Flow (GPM)

TORQUE (LB IN) 11024
 SPEED (RPM) 130

TG 0960

58.5 cu in / rev

	PRESSURE (PSID)		
	500	1000	1500
.5	3692 2	7712 1	11750 1
1	3788 3	7858 3	11895 3
2	3900 7	8045 7	12058 6
3	3905 11	8078 11	12135 10
4	3939 15	8155 14	12210 13
5	3923 19	8173 18	12238 17
7	3860 27	8160 26	12262 24
9	3733 35	8074 34	12224 31
12	3475 47	7848 45	12062 42
15	3149 58	7545 57	11823 53
20	2437 78	6843 76	11227 72
25	2969 98	5990 96	10360 92
30	603 118	4919 117	9170 113

Flow (GPM)

TORQUE (LB IN) 9170
 SPEED (RPM) 113

Cont. Int.

Intermittent operation rating applies to 10% of every minute.

Fonctionnement interm. 10% max. de chaque minute d'utilisation.

Performance data based on testing using 10W40 oil with a viscosity of 200 SUS at 54° C (130° F). Performance data is typical. Actual data may vary slightly from one production motor to another.

Les données sur les performances sont basées sur des tests utilisant de l'huile 10W40 d'une viscosité de 200 SUS à 54°C (130°F). Ces données correspondent à des situations typiques. Les données réelles peuvent varier légèrement d'un moteur de production à l'autre.

011 TG.indd.js

Intermittierende Werte maximal 10% von jeder Betriebsminute.

Capacidad de funcionamiento intermitente valida para 10% por cada minuto. Leistungsdaten sind gemessen mit SAE 10W40 bei einer Viskosität von 43,1 Cst bei 54°C. Geringfügige Abweichungen von den Katalogdaten sind möglich.

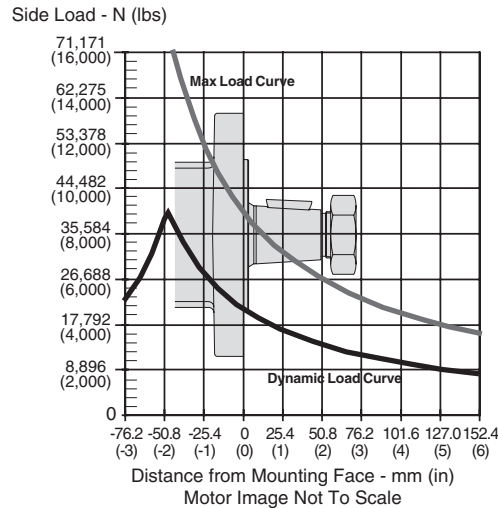
Datos tecnicos obtenidos con aceite 10W40 de 200 SUS de viscosidad a 54°C (130°F). Los datos proporcionados son valores tipicos. Los valores exactos reales podrian tener una pequena variacion entre distintos motores.



Radial Load / Radiale Wellenbelastung Charges Radiales / Carga Radial

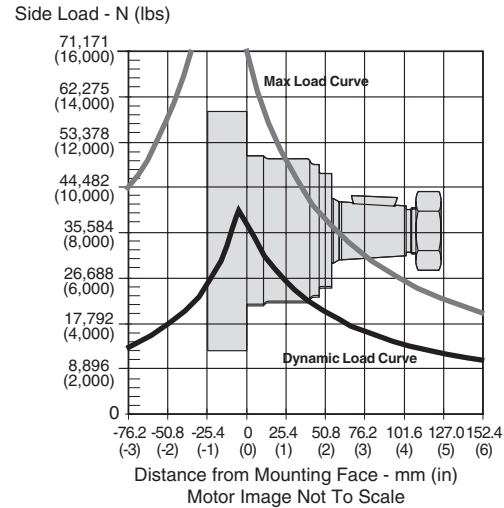
LSHT Torqmotors™ and Nichols™ Motors
TG Series / Serie / Série HY13-1590-010/US,EU

Flange Mount / Standardgehäuse Monture à bride(s) / Montaje de brida



The dynamic side load curve is based on uni-directional steady state loads for L_{10} bearing life at 3×10^6 revolutions. Die zulässige auslegbare radiale Wellenbelastungskurve ist unter ruhenden, einseitig statisch gerichteten Lastverhältnissen auf eine L_{10} Lebensdauer mit 3×10^6 Umdrehungen kalkuliert. La courbe de charge latérale permise se base sur des charges unidirectionnelles en régime permanent pour le roulement L_{10} à 3×10^6 révolutions. La curva de valores admisibles de carga lateral está basada en cargas constantes para cojinetes L_{10} a 3×10^6 revoluciones.

Wheel Mount / Radnabengehäuse Monture à roue/ Montaje de rueda



The maximum load curve is defined by bearing static load capacity. This curve should not be exceeded at any time including shock loads. Die maximale radiale Wellenbelastungskurve ist definiert als maximale statische Last ohne Drehzahl. Sie gilt als Grenze und sollte keinesfalls überschritten werden. La courbe de charge maximale est définie par la capacité de charge statique portante. Cette courbe ne devrait être dépassée en aucun moment y compris pour les charges par à-coups. La curva de carga máxima queda definida por la capacidad de carga estática del cojinete. No se deben superar los valores de esta curva, ni siquiera con cargas provisionales de impacto.

Equation to Calculate the Expected Radial Bearing Life Gleichung zur Ermittlung der Lagerlebensdauer

Equation to calculate the dynamic bearing life for a given load:
Bestimmung der erlaubten radialen Wellenbelastung mit vorgegebener Last

Use F_a , F_b and S in equation to determine hours of L_{10} bearing life.
Die Lebensdauer in Stunden ergibt sich durch einsetzen von F_a , F_b , und S in die nachstehende Formel.

$$L = \frac{3 \times 10^6}{60 \times S} \left\{ \frac{F_a}{F_b} \right\}^{3.33}$$

Where / Mit:

S = Shaft Speed RPM / Abtriebswellendrehzahl in min^{-1}

L = Life In Hours / Lebensdauer in Stunden

F_a = Dynamic side load defined by above curve at a distance from mounting flange. / Erlaubte radiale Wellenbelastung als Function der Laenge

F_b = Application side load. / Anwendungsseitige Wellenbelastung

Note: Calculations are based on L_{10} bearing life per ISO 281.
Auslegung basiert auf einer L_{10} Lebensdauer nach ISO 281.

011 TG.indd, js

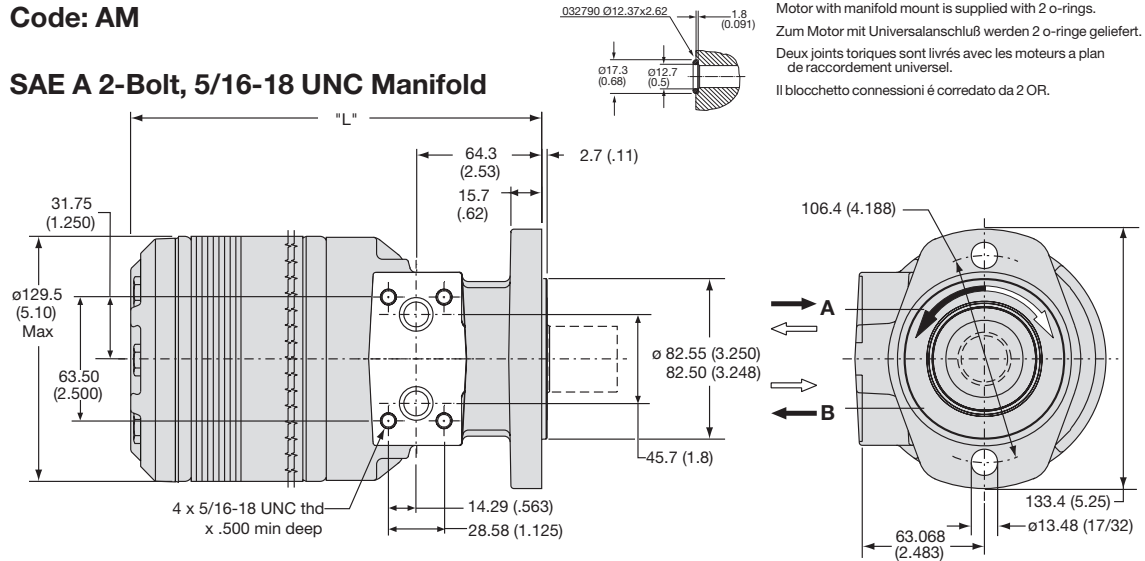


Mounting, Ports/Gehäuse, Anschlüsse
Carter, Orifices / Montaje, Lumberras

LSHT Torqmotors™ and Nichols™ Motors
TG Series / Serie / Série HY13-1590-010/US,EU

Code: AM

SAE A 2-Bolt, 5/16-18 UNC Manifold

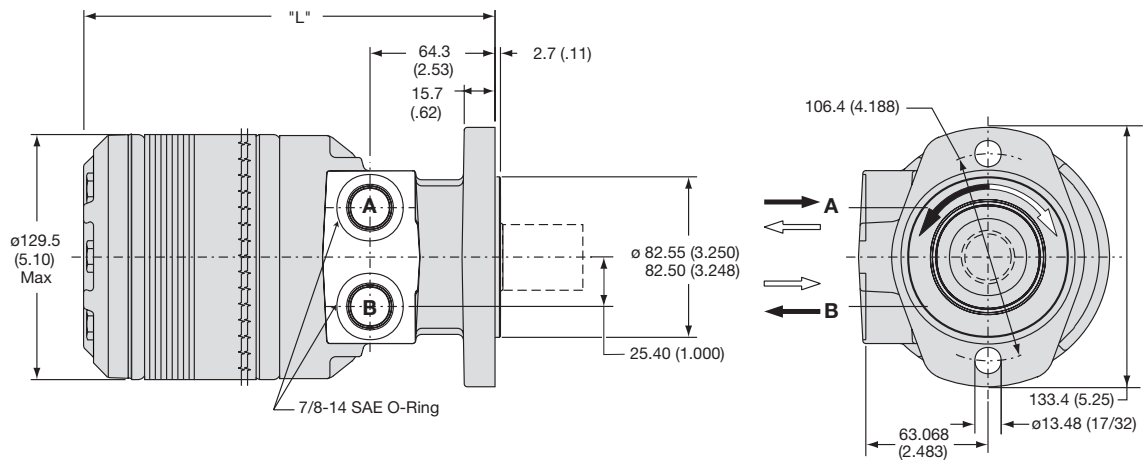


Motor with manifold mount is supplied with 2 o-rings.
 Zum Motor mit Universalanschluß werden 2 o-ringe geliefert.
 Deux joints toriques sont livrés avec les moteurs a plan de raccordement universel.
 Il blocchetto connessioni è corredato da 2 OR.

Code AM	disp.	0140	0170	0195	0240	0280	0310	0335	0405	0475	0530	0625	0785	0960
Weight/Gewicht	kg	14.2	14.5	14.7	15.1	15.5	15.7	15.9	16.5	17.2	17.9	18.6	20.2	21.9
Poids/Peso	(lb)	(31.4)	(32.0)	(32.5)	(33.3)	(34.2)	(34.7)	(35.1)	(36.4)	(37.9)	(39.5)	(41.1)	(44.5)	(48.3)
Length	"L" mm	195.6	198.6	201.4	206.5	211.3	214.8	217.7	225.0	233.7	240.0	249.4	268.4	287.5
	"L" (in)	(7.70)	(7.82)	(7.95)	(8.13)	(8.32)	(8.46)	(8.57)	(8.86)	(9.20)	(9.45)	(9.82)	(10.57)	(11.32)

Code: AS

SAE A 2-Bolt, 7/8-14 SAE



Code AS	disp.	0140	0170	0195	0240	0280	0310	0335	0405	0475	0530	0625	0785	0960
Weight/Gewicht	kg	14.2	14.5	14.7	15.1	15.5	15.7	15.9	16.5	17.2	17.9	18.6	20.2	21.9
Poids/Peso	(lb)	(31.4)	(32.0)	(32.5)	(33.3)	(34.2)	(34.7)	(35.1)	(36.4)	(37.9)	(39.5)	(41.1)	(44.5)	(48.3)
Length	"L" mm	195.6	198.6	201.4	206.5	211.3	214.8	217.7	225.0	233.7	240.0	249.4	268.4	287.5
	"L" (in)	(7.70)	(7.82)	(7.95)	(8.13)	(8.32)	(8.46)	(8.57)	(8.86)	(9.20)	(9.45)	(9.82)	(10.57)	(11.32)

English equivalents for metric specifications are shown in ().

011 TG.indd, js

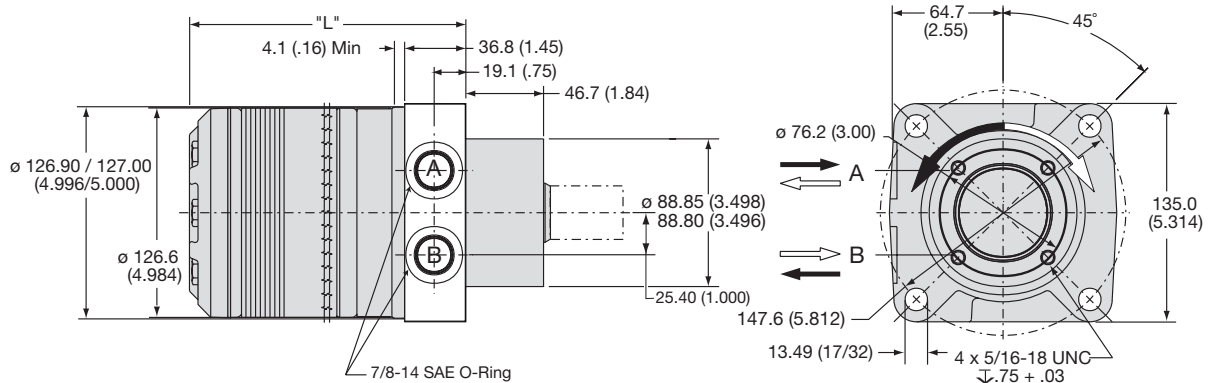


Mounting, Ports/Gehäuse, Anschlüsse
Carter, Orifices / Montaje, Lumbreras

LSHT Torqmotors™ and Nichols™ Motors
TG Series / Serie / Série HY13-1590-010/US,EU

Code: LS

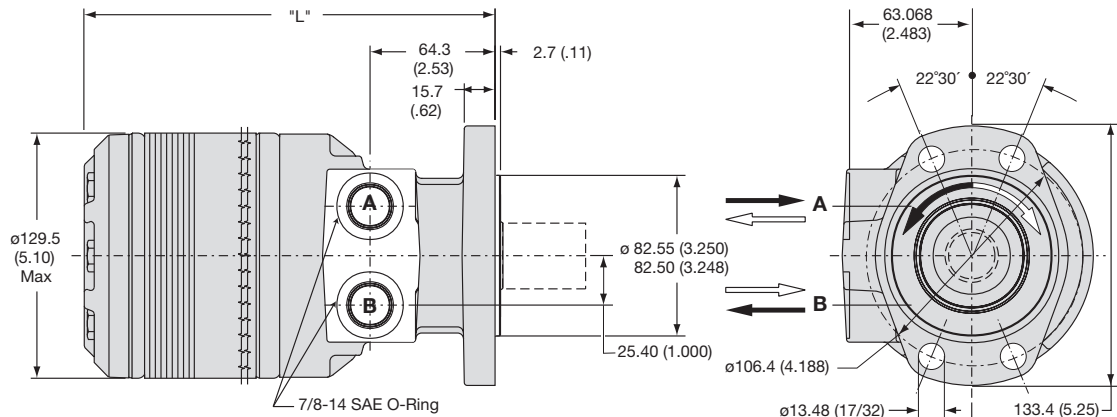
Wheel, Front Brake Nose, 7/8-14 SAE



Code LS	disp.	0140	0170	0195	0240	0280	0310	0335	0405	0475	0530	0625	0785	0960
Weight/Gewicht	kg	14.6	14.8	15.1	15.5	15.9	16.1	16.3	16.9	17.5	18.3	19.0	20.5	22.2
Poids/Peso	(lb)	(32.2)	(32.7)	(33.3)	(34.1)	(35.0)	(35.5)	(35.8)	(37.2)	(38.6)	(40.3)	(41.8)	(45.3)	(49.0)
Length	"L" mm	150.3	153.4	156.7	161.3	168.1	169.7	172.5	179.8	188.5	194.8	204.2	233.3	242.3
	"L" (in)	(5.92)	(6.04)	(6.17)	(6.35)	(6.54)	(6.68)	(6.79)	(7.08)	(7.42)	(7.67)	(8.04)	(8.79)	(9.54)

Code: MS

Magneto, 7/8-14 SAE



Code MS	disp.	0140	0170	0195	0240	0280	0310	0335	0405	0475	0530	0625	0785	0960
Weight/Gewicht	kg	14.2	14.5	14.7	15.1	15.5	16.1	15.9	16.5	17.2	17.9	18.6	20.2	21.9
Poids/Peso	(lb)	(31.4)	(32.0)	(32.5)	(33.3)	(34.2)	(35.5)	(35.1)	(36.4)	(37.9)	(39.5)	(41.1)	(44.5)	(48.3)
Length	"L" mm	195.6	198.6	201.4	206.5	211.3	214.8	217	225.0	233.7	240.0	249.4	268.4	287.5
	"L" (in)	(7.70)	(7.82)	(7.95)	(8.13)	(8.32)	(8.46)	(8.57)	(8.86)	(9.20)	(9.45)	(9.82)	(10.57)	(11.32)

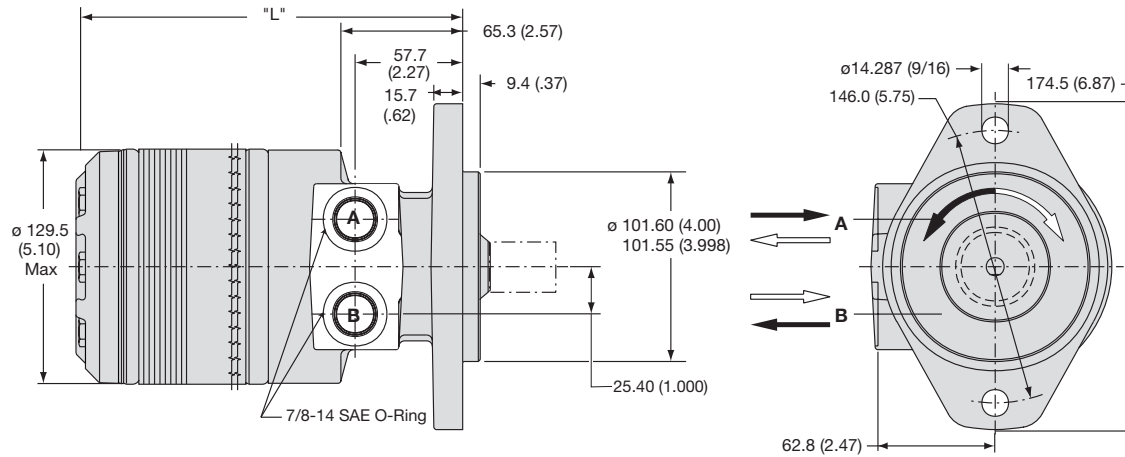
English equivalents for metric specifications are shown in ().

011 TG.indd, js



Code: BS

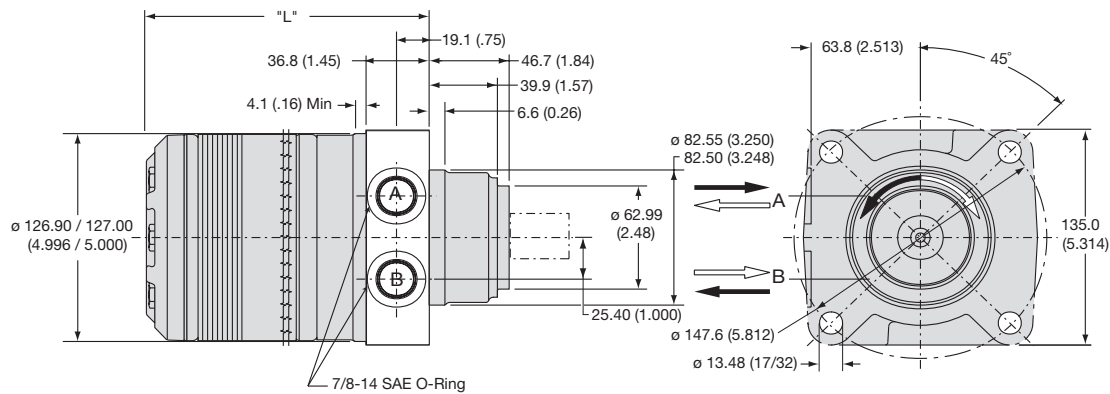
SAE B 2-Bolt, 7/8-14 SAE O-Ring



Code BS	disp.	0140	0170	0195	0240	0280	0310	0335	0405	0475	0530	0625	0785	0960
Weight/Gewicht	kg	14.9	15.2	15.3	15.7	16.1	16.4	16.6	17.1	17.8	18.6	19.3	20.8	22.5
Poids/Peso	(lb)	(32.8)	(33.4)	(33.9)	(34.7)	(35.6)	(36.1)	(36.5)	(37.8)	(39.3)	(40.9)	(42.5)	(45.9)	(49.7)
Length	"L" mm	195.6	198.6	201.4	206.5	211.3	214.8	217.7	225.0	233.7	240.0	249.4	268.4	287.5
	"L" (in)	(7.70)	(7.82)	(7.95)	(8.13)	(8.32)	(8.46)	(8.57)	(8.86)	(9.20)	(9.45)	(9.82)	(10.57)	(11.32)

Code: US

Wheel, Standard, 7/8-14 SAE



Code US	disp.	0140	0170	0195	0240	0280	0310	0335	0405	0475	0530	0625	0785	0960
Weight/Gewicht	kg	14.6	14.8	15.1	15.5	15.9	16.1	16.3	16.9	17.51	18.3	19.0	20.5	22.2
Poids/Peso	(lb)	(32.2)	(32.7)	(33.3)	(34.1)	(35.0)	(35.5)	(35.8)	(37.2)	(38.6)	(40.3)	(41.8)	(45.3)	(49.0)
Length	"L" mm	150.3	153.4	156.7	161.3	168.1	169.7	172.5	179.8	188.5	194.8	204.2	233.3	242.3
	"L" (in)	(5.92)	(6.04)	(6.17)	(6.35)	(6.54)	(6.68)	(6.79)	(7.08)	(7.42)	(7.67)	(8.04)	(8.79)	(9.54)

English equivalents for metric specifications are shown in ().

011 TG.indd.js

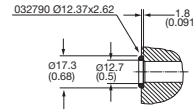


Mounting, Ports/Gehäuse, Anschlüsse
Carter, Orifices / Montaje, Lumbreras

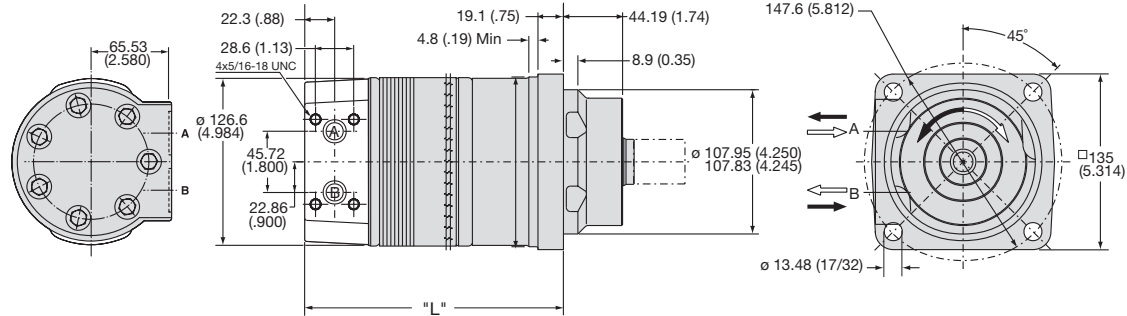
LSHT Torqmotors™ and Nichols™ Motors
TG Series / Serie / Série HY13-1590-010/US,EU

Code: WE

Wheel, Optional, Manifold Rear Port



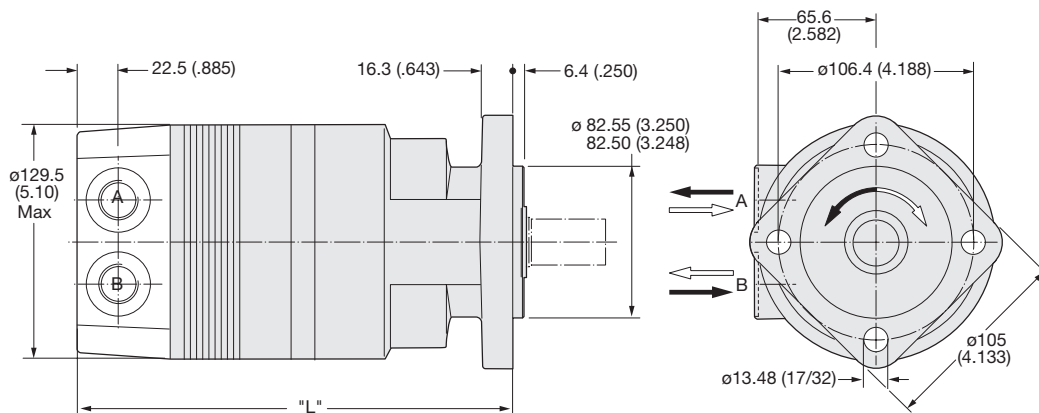
Motor with manifold mount is supplied with 2 o-rings.
 Zum Motor mit Universalanschluß werden 2 o-ringe geliefert.
 Deux joints toriques sont livrés avec les moteurs a plan de raccordement universel.
 Il blocchetto connessioni è corredato da 2 OR.



Code WE	disp.	0140	0170	0195	0240	0280	0310	0335	0405	0475	0530	0625	0785	0960
Weight/Gewicht	kg	17.6	17.8	18.1	18.4	18.8	19.1	19.3	19.8	20.5	21.3	22.0	23.5	25.2
Poids/Peso	(lb)	(38.7)	(39.3)	(39.8)	(40.6)	(41.5)	(42.0)	(42.4)	(43.7)	(45.2)	(46.8)	(48.4)	(51.8)	(55.6)
Length	"L" mm	177.5	180.6	183.9	188.7	193.3	196.9	199.6	207.0	215.6	222.0	231.6	250.7	269.7
	"L" (in)	(6.99)	(7.11)	(7.24)	(7.43)	(7.61)	(7.75)	(7.86)	(8.15)	(8.49)	(8.74)	(9.12)	(9.87)	(10.62)

Code: VB

SAE A 4-Bolt, 7/8-14 SAE Rear Port



Code VB	disp.	0140	0170	0195	0240	0280	0310	0335	0405	0475	0530	0625	0785	0960
Weight/Gewicht	kg	16.1	16.3	16.6	17.0	17.4	17.6	17.8	18.4	19.0	19.8	20.5	22.0	23.7
Poids/Peso	(lb)	(35.5)	(35.9)	(36.6)	(37.5)	(38.4)	(38.8)	(39.2)	(41.0)	(41.9)	(43.7)	(45.2)	(48.5)	(52.2)
Length	"L" mm	216.7	219.7	223.0	227.8	232.4	236.0	238.8	246.1	254.8	261.1	270.8	289.8	308.9
	"L" (in)	(8.53)	(8.65)	(8.78)	(8.97)	(9.15)	(9.29)	(9.40)	(9.69)	(10.03)	(10.28)	(10.66)	(11.41)	(12.16)

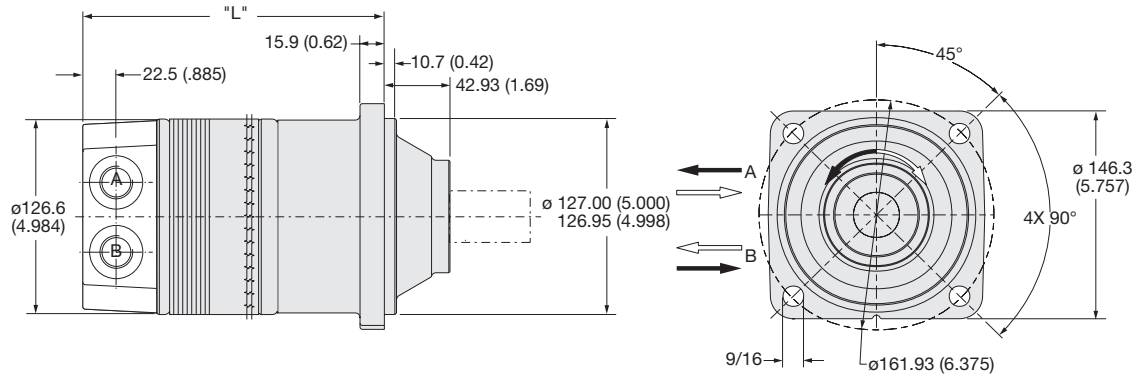
English equivalents for metric specifications are shown in ().

011 TG.indd, js



Code: DB

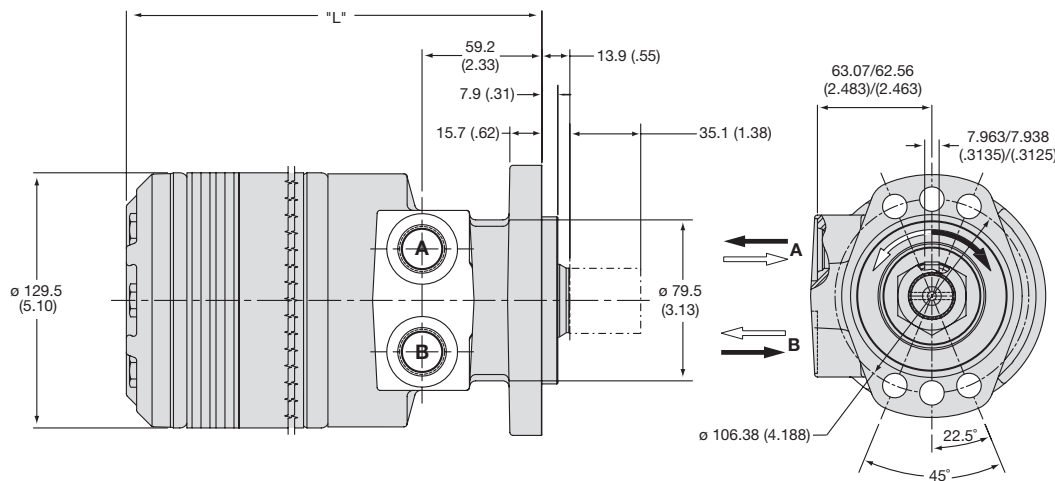
Large Wheel Mount, 7/8-14 SAE Rear Port



Code DB	disp.	0140	0170	0195	0240	0280	0310	0335	0405	0475	0530	0625	0785	0960
Weight/Gewicht	kg	17.6	17.8	18.1	18.4	18.8	19.1	19.3	19.8	20.5	21.3	22.0	23.5	25.2
Poids/Peso	(lb)	(38.7)	(39.3)	(39.8)	(40.6)	(41.5)	(42.0)	(42.4)	(43.7)	(45.2)	(46.8)	(48.4)	(51.8)	(55.6)
Length	"L" mm	178.8	182.1	185.2	190.0	194.8	198.4	201.2	208.5	216.9	223.3	232.9	252.0	271.0
	"L" (in)	(7.04)	(7.17)	(7.29)	(7.48)	(7.67)	(7.81)	(7.92)	(8.21)	(8.54)	(8.79)	(9.17)	(9.92)	(10.67)

Code: ES

Modified SAE A 6-Bolt, 7/8-14 SAE O-Ring



Code ES	disp.	0140	0170	0195	0240	0280	0310	0335	0360	0405	0475	0530	0625	0785	0960
Weight/Gewicht	kg	14.2	14.5	14.7	15.1	15.5	16.1	16.3	16.4	16.5	17.2	17.9	18.6	20.2	21.9
Poids/Peso	(lb)	(31.4)	(32.0)	(33.3)	(33.3)	(34.2)	(35.5)	(35.9)	(36.2)	(36.4)	(37.9)	(39.5)	(41.1)	(44.5)	(48.3)
Length	"L" mm	189.5	192.5	195.8	200.4	205.2	208.5	211.6	214.9	218.9	227.6	233.9	243.3	262.4	281.4
	"L" (in)	(7.46)	(7.58)	(7.71)	(7.89)	(8.08)	(8.21)	(8.33)	(8.46)	(8.62)	(8.96)	(9.21)	(9.58)	(10.33)	(11.08)

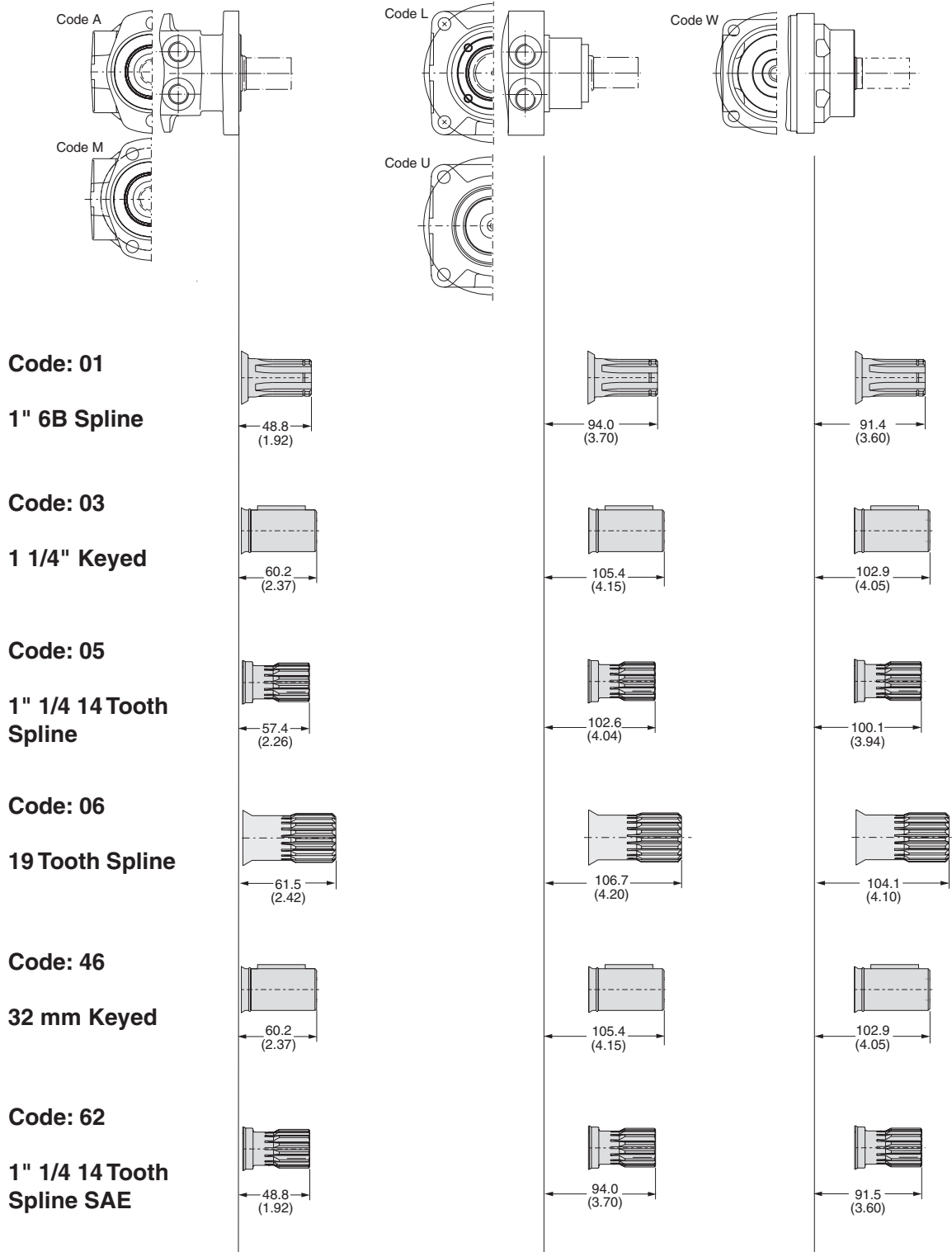
English equivalents for metric specifications are shown in ().

011 TG.indd, js



Shafts / Abtriebswellen
Arbre / Ejes

LSHT Torqmotors™ and Nichols™ Motors
TG Series / Serie / Série HY13-1590-010/US,EU



English equivalents for metric specifications are shown in ().

011 TG.indd, js

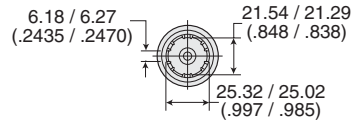
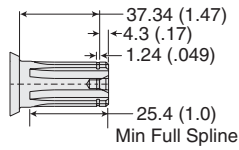


Shafts / Abtriebswellen
Arbre / Ejes

LSHT Torqmotors™ and Nichols™ Motors
TG Series / Serie / Série HY13-1590-010/US,EU

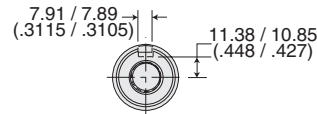
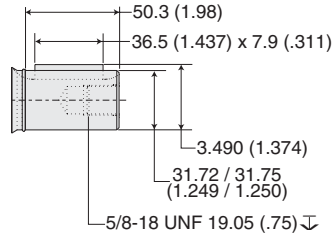
Code: 01

1" 6B Spline



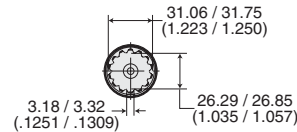
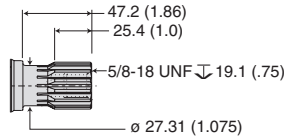
Code: 03

1 1/4" Keyed



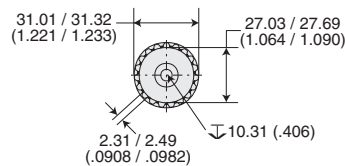
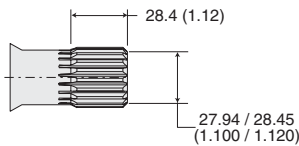
Code: 05

1" 1/4 14 Tooth Spline



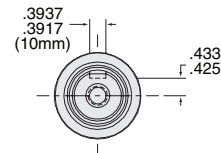
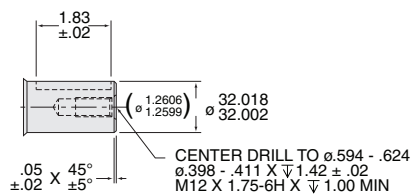
Code: 06

19 Tooth Spline



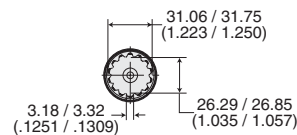
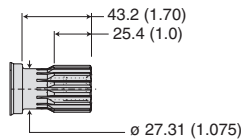
Code: 46

32 mm Keyed



Code: 62

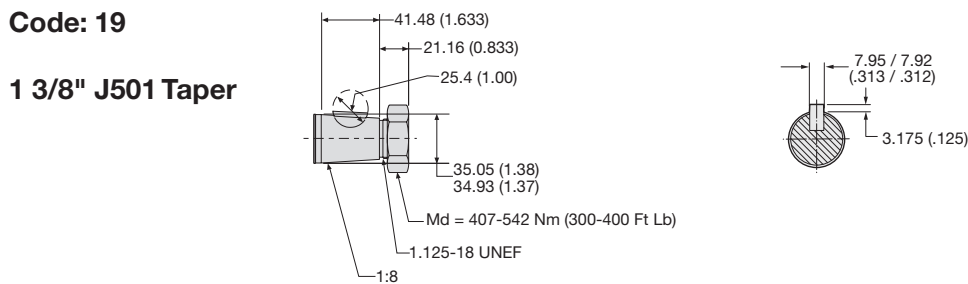
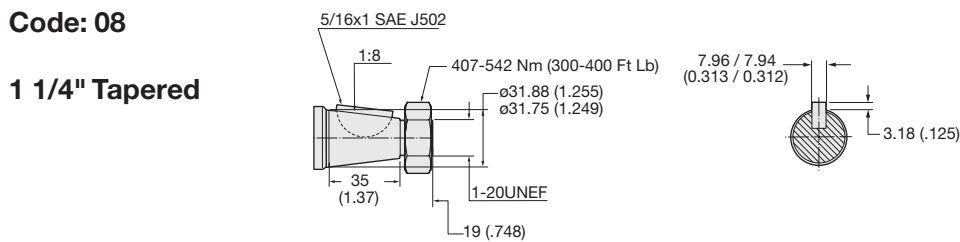
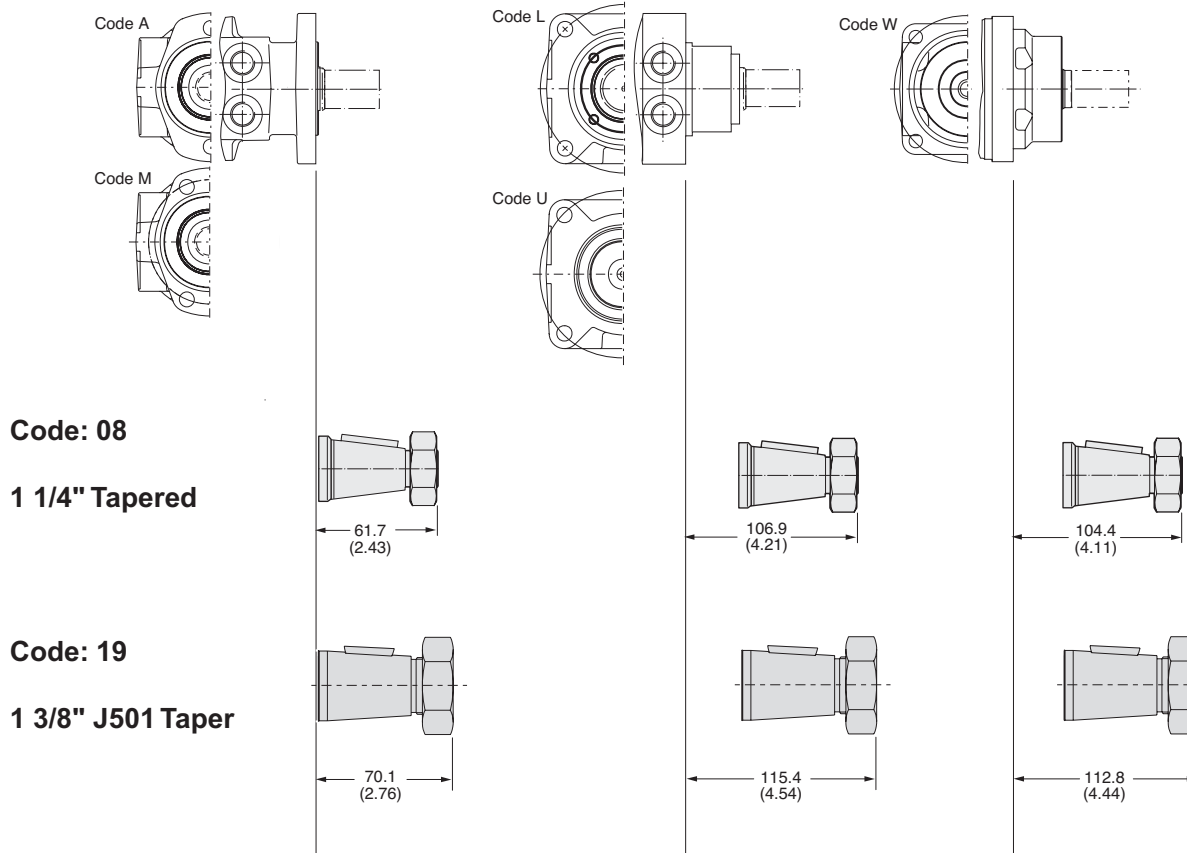
1" 1/4 14 Tooth Spline SAE



English equivalents for metric specifications are shown in ().

011 TG.indd.js





English equivalents for metric specifications are shown in ().


011 TG.indd, js



13 Displacements	(8.6 to 58.5 in ³ /rev)	
13 Schluckvolumen	140 . . . 959 cm ³ /rev	
13 Cylindrée		
13 Desplazamientos		
	Cont.	Int.
Maximum Pressure	(3000 psid)	(4000 psid)
Eingangsdruck	. . . 207 bar	. . . 276 bar
Pression entrée		
Presion Maxima		
Maximum Oil Flow	(30 gpm)	
Schluckstrom	. . . 114 lpm	
Débit d'huile		
Caudal Maximo de Aceite		
Maximum Speed	(660 rpm)	
Drehzahl	660 rpm	
Vitesse de rotation		
Velocidad Maxima		
	Cont.	Int.
Maximum Torque	(9,239 lb in)	(12,636 lb in)
MaxDrehmoment	1044 Nm	1428 Nm
Couple		
Torque Maximo		
Maximum Side Load at Key	(3597 lb)	
Seitenlast	. . . 16000 N	
Charges latérales		
Carga Maxima Lateral		

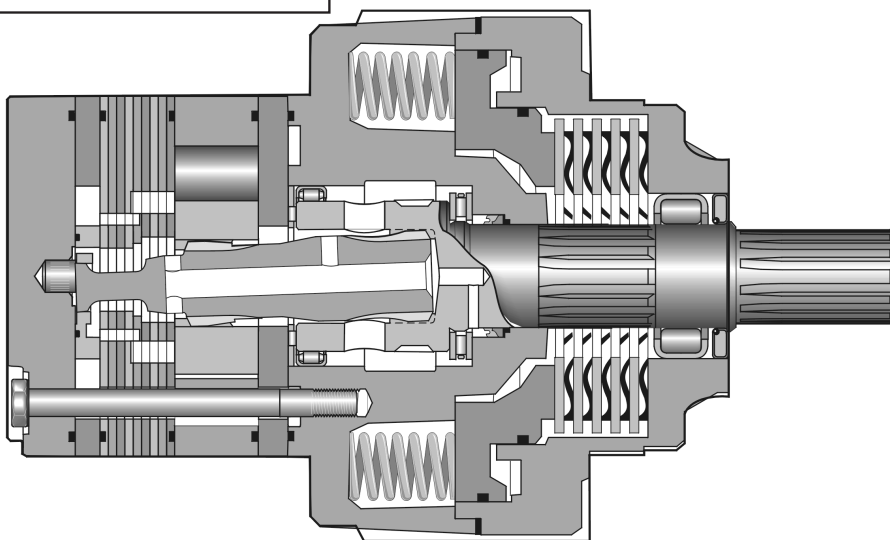
Exceptional Strength and Durability in a High Performance Motor/Brake Package

This brake motor consists of a BG Series motor integrated into a wet disc, spring applied, hydraulically released brake. Standard holding capacity is 12,000 lb in of holding torque. The brake is front mounted for reliable operation even in the event of a system failure. The brake release port is capable of pressures to 3000 PSI.



Rated Brake Holding Capacity @ Zero Release Pressure Nm (in-lbs)	Minimum Full Release Pressure bar (PSI)
1350 (12,000)	22 (315)
12,000 in-lbs is standard holding capacity. For other holding capacities, see page 287.	

CAUTION!
See installation/operating instructions for product cautions and proper use.

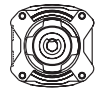




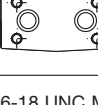




012 BG Brake.indd, js



* With optional spring package.

Parker Hannifin Corporation
Hydraulic Pump/Motor Division
Greeneville, Tennessee, USA

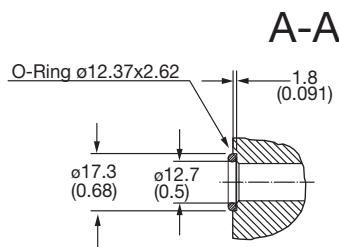
BG		XXXX		X		X	
Series		Displacement Schluckvolumen Cylindrée Desplazamiento		Mounting Gehäuse Carter Montaje		Ports Anschluß Plan de raccordement Lumbreras	
Code	cm³/tr cm³/giro cm³/U in³/rev	Code	Mounting	Code	Ports		
0140	141 / 8.6	A	Front Mtg/Front Bolting 1/2-13 UNC Thd 	A	7/8-14 SAE O-Ring; Rear Axial 		
0170	169 / 10.3	B	SAE "B" 2 Bolt 	B	7/8-14 SAE O-Ring; Rear Radial 		
0195	195 / 11.9	C	Rear Mtg/Thru Bolting 	E	Manifold; Rear Radial 		
0240	238 / 14.5			M*	5/16-18 UNC Manifold 		
0280	280 / 17.1			S	7/8-14 SAE 		
0310	310 / 18.9						
0335	337 / 20.6						
0360	360 / 22.2						
0405	405 / 24.7						
0475	477 / 29.1						
0530	528 / 32.3						
0625	623 / 38.0						
0785	786 / 48.0						
0960	959 / 58.5						

For performance data curves, see TG section.

For other available options, see pages 237-238.

XX		0		XXXX	
Shaft Welle Arbre Eje		Rotation Drehrichtung Direction de rotation Rotacion		Options Opciones	
Code	Shaft	Code	Front Port Rotation	Code	Options
03	1 1/4" Keyed 	0	Standard 	AAAA	Standard, Black Paint
05	1 1/4" 14 Tooth Spline 			AAAB	Standard, No Paint
08	1 1/4" Tapered* 	1	Reverse Timed Manifold 	AAAC	Double Paint
19	1 3/8" J501 Tapered* 			AAAF ¹⁵	Castle Nut, Black Paint
62	SAE 14 Tooth Spline 			AABP ¹⁵	Castle Nut, No Paint
				AAAG	Fluorocarbon Seals, Black Paint
				AAAH	Fluorocarbon Seals, No Paint
				AAAJ	High Temperature Commutator Seals, Black Paint
				AAFG	High Temperature Commutator Seals, No Paint
				AAFW	Fluorocarbon seals, High Temperature Commutator Seals, Black paint
				AAFA	Fluorocarbon seals, High Temperature Commutator Seals, No paint
				AANG ¹⁵	Fluorocarbon seals, High Temperature Commutator Seals, Castle Nut, Black paint
				AADD ¹⁵	Fluorocarbon seals, High Temperature Commutator Seals, Castle Nut, No paint
				AABJ	Free Running Rotor Set, Black Paint
				AABK	Free Running Rotor Set, No Paint
				BBBA ¹⁰	1000 PSI/69 Bar Internal Bidirectional Relief, Black Paint
				BBBM ¹⁰	1000 PSI/69 Bar Internal Bidirectional Relief, No Paint
				BBBG ¹⁰	1500 PSI/103 Bar Internal Bidirectional Relief, Black Paint
				BBBJ ¹⁰	1500 PSI/103 Bar Internal Bidirectional Relief, No Paint
				BBBB ^{10,16}	2000 PSI/138 Bar Internal Bidirectional Relief, Black Paint
				BBBN ^{10,16}	2000 PSI/138 Bar Internal Bidirectional Relief, No Paint
				BBDL ^{10,17}	2500 PSI/172 Bar Internal Bidirectional Relief, Black Paint
				BBCG ^{10,17}	2500 PSI/172 Bar Internal Bidirectional Relief, No Paint
				BBBC ^{10,18}	3000 PSI/207 Bar Internal Bidirectional Relief, Black Paint
				BBBF ^{10,18}	3000 PSI/207 Bar Internal Bidirectional Relief, No Paint
				BBBD ^{10,19}	4000 PSI/276 Bar Internal Bidirectional Relief, Black Paint
				BBBW ^{10,19}	4000 PSI/276 Bar Internal Bidirectional Relief, No Paint
				AANB	6000 lb in Brake Holding Capacity, Black Paint
				AAXY	9000 lb in Brake Holding Capacity, Black Paint

*Note:



Motor with manifold mount is supplied with 2 o-rings.

Zum Motor mit Universalanschluß werden 2 o-ringe geliefert.

Deux joints toriques sont livrés avec les moteurs a plan de raccordement universel.

El motor con montaje de distribuidor se suministra con 2 sellos toroidales.

¹⁵ Available only with shaft codes 08 and 19

¹⁰ Not available with ports code A, B or E

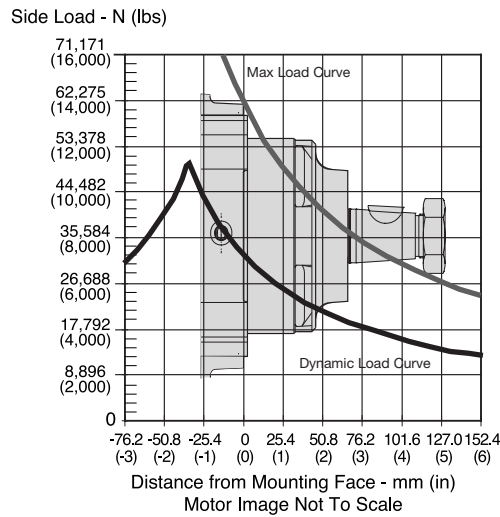
¹⁶ Not available with displacement 0960

¹⁷ Not available with displacements 0625, 0785 or 0960

¹⁸ Not available with displacements 0530, 0625, 0785 or 0960

¹⁹ Not available with displacements 0360, 0405, 0530, 0625, 0785 or 0960

Wheel Mount/Radnabengehause
Monture à roue/ Montaje de rueda



The dynamic side load curve is based on uni-directional steady state loads for L_{10} bearing life at 3×10^6 revolutions.

Die zulässige auslegbare radiale Wellenbelastungskurve ist unter ruhenden, einseitig statisch gerichteten Lastverhältnissen auf eine L_{10} Lebensdauer mit 3×10^6 Umdrehungen kalkuliert.

La courbe de charge latérale permise se base sur des charges unidirectionnelles en régime permanent pour le roulement L_{10} à 3×10^6 révolutions.

La curva de valores admisibles de carga lateral está basada en cargas constantes para cojinetes L_{10} a 3×10^6 revoluciones.

The maximum load curve is defined by bearing static load capacity. This curve should not be exceeded at any time including shock loads.

Die maximale radiale Wellenbelastungskurve ist definiert als maximale statische Last ohne Drehzahl. Sie gilt als Grenze und sollte keinesfalls überschritten werden.

La courbe de charge maximale est définie par la capacité de charge statique portante. Cette courbe ne devrait être dépassée en aucun moment y compris pour les charges par à-coups.

La curva de carga máxima queda definida por la capacidad de carga estática del cojinete. No se deben superar los valores de esta curva, ni siquiera con cargas provisionarias de impacto.

Equation to Calculate the Expected Radial Bearing Life
Gleichung zur Ermittlung der Lagerlebensdauer

Equation to calculate the dynamic bearing life for a given load:
 Bestimmung der erlaubten radialen Wellenbelastung mit vorgegebener Last

Use F_a , F_b and S in equation to determine hours of L_{10} bearing life.
 Die Lebensdauer in Stunden ergibt sich durch einsetzen von F_a , F_b , und S in die nachstehende Formel.

$$L = \frac{3 \times 10^6}{60 \times S} \left\{ \frac{F_a}{F_b} \right\}^{3.33}$$

Where / Mit:

S = Shaft Speed RPM / Abtriebswellendrehzahl in min^{-1}

L = Life In Hours / Lebensdauer in Stunden

F_a = Dynamic side load defined by above curve at a distance from mounting flange. / Erlaubte radiale Wellenbelastung als Function der Laenge

F_b = Application side load. / Anwendungsseitige Wellenbelastung

Note: Calculations are based on L_{10} bearing life per ISO 281.
 Auslegung basiert auf einer L_{10} Lebensdauer nach ISO 281

012 BG Brake.indd, js

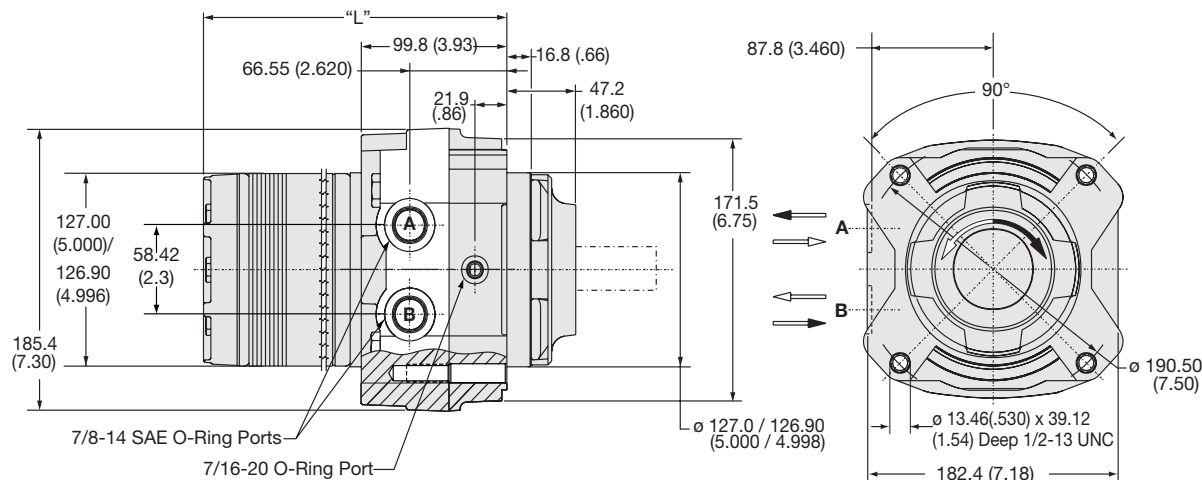


Mounting, Ports/Gehäuse, Anschlüsse
Carter, Orifices / Montaje, Lumbreras

LSHT Torqmotors™ and Nichols™ Motors
BG Series Brake Motor HY13-1590-010/US,EU

Code: AS

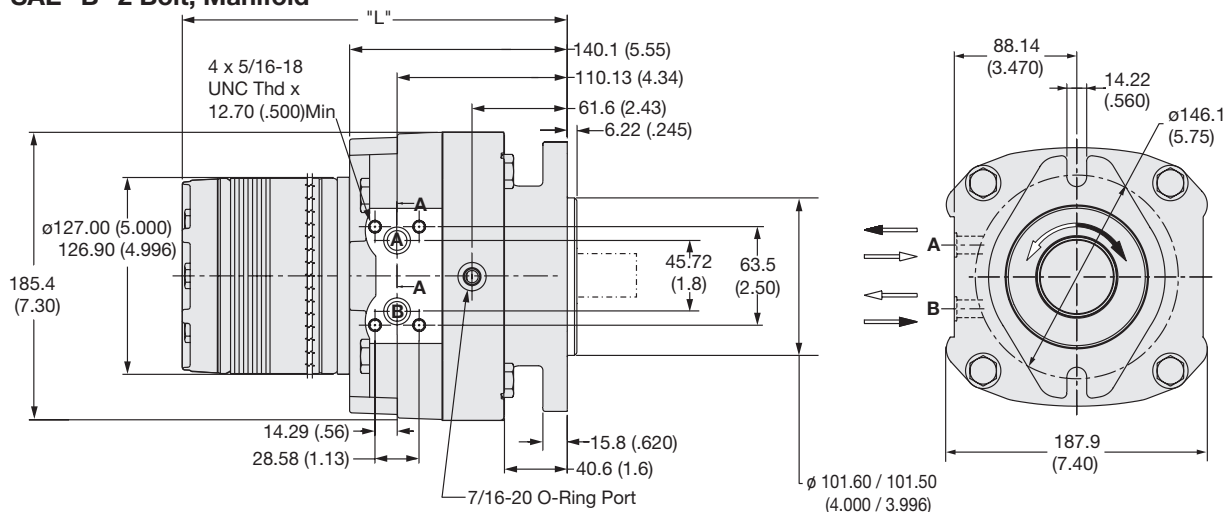
Front Mounting / Front Bolting, 7/8-14 SAE O-Ring



Code AS	0140	0170	0195	0240	0280	0335	0405	0475	0530	0625	0785	0960
Weight / Gewicht kg	27.3	27.5	27.8	28.1	28.5	28.9	29.5	30.2	30.9	31.7	33.2	34.9
Poids/Peso (lb)	(60.2)	(60.8)	(61.3)	(62.1)	(63.0)	(63.9)	(65.2)	(66.7)	(68.3)	(69.9)	(73.3)	(77.1)
Length "L" mm	192.3	195.3	198.6	203.2	208.0	214.4	221.7	230.4	236.7	246.1	265.2	284.2
"L" (in)	(7.57)	(7.69)	(7.82)	(8.00)	(8.19)	(8.44)	(8.73)	(9.07)	(9.32)	(9.69)	(10.44)	(11.19)

Code: BM*

SAE "B" 2 Bolt, Manifold



Code BM	0140	0170	0195	0240	0280	0335	0405	0475	0530	0625	0785	0960
Weight / Gewicht kg	28.4	28.7	28.9	29.3	29.7	30.1	30.1	30.7	31.3	32.8	34.3	36.1
Poids/Peso (lb)	(62.6)	(63.2)	(63.7)	(64.5)	(65.4)	(66.3)	(67.6)	(69.1)	(70.7)	(72.3)	(75.7)	(79.5)
Length "L" mm	233.2	236.4	239.6	244.3	249.1	255.4	262.8	271.3	277.7	287.2	306.3	325.3
"L" (in)	(9.18)	(9.31)	(9.43)	(9.62)	(9.81)	(10.06)	(10.35)	(10.68)	(10.93)	(11.31)	(12.06)	(12.81)

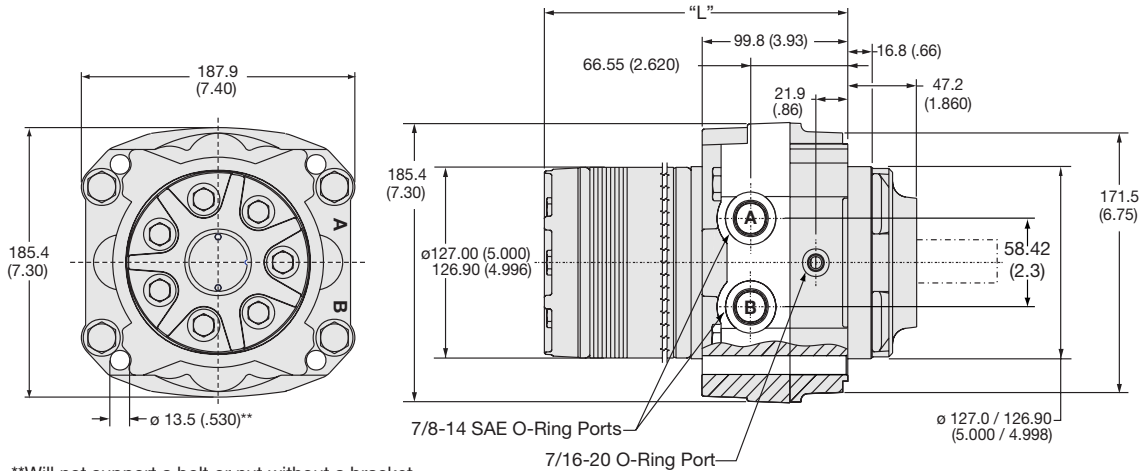
English equivalents for metric specifications are shown in ().

012 BG Brake.indd, js



Code: CS

Rear Mounting/Thru Bolting, 7/8-14 SAE O-Ring

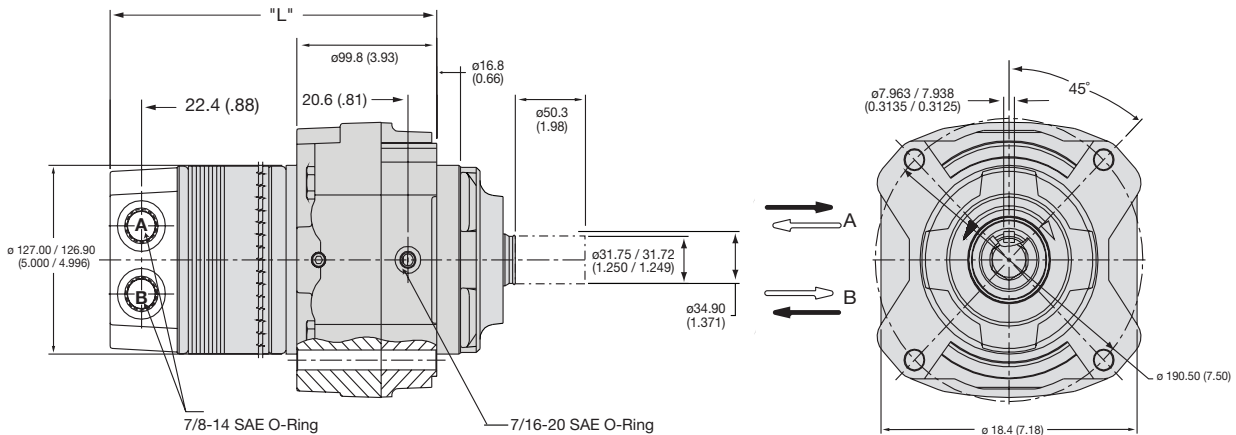


**Will not support a bolt or nut without a bracket.

Code CS		0140	0170	0195	0240	0280	0335	0405	0475	0530	0625	0785	0960
Weight / Gewicht	kg	27.3	27.5	27.8	28.1	28.5	28.9	29.5	30.2	30.9	31.7	33.2	34.9
Poids/Peso	(lb)	(60.2)	(60.8)	(61.3)	(62.1)	(63.0)	(63.9)	(65.2)	(66.7)	(68.3)	(69.9)	(73.3)	(77.1)
Length	"L" mm	192.3	195.3	198.6	203.2	208.0	214.4	221.7	230.4	236.7	246.1	265.2	284.2
	"L" (in)	(7.57)	(7.69)	(7.82)	(8.00)	(8.19)	(8.44)	(8.73)	(9.07)	(9.32)	(9.69)	(10.44)	(11.19)

Code: CB

Rear Mounting/Thru-Bolting, 7/8-14 SAE Rear Port



Code CB	disp	0140	0170	0195	0240	0280	0310	0335	0405	0475	0530	0625	0785	0960
Weight/Gewicht	kg	29.6	29.8	30.1	30.4	30.8	31.1	31.3	31.8	32.5	33.2	34.0	35.5	37.2
Poids/Peso	(lb)	(65.2)	(65.8)	(66.3)	(67.1)	(68.0)	(68.5)	(68.9)	(70.2)	(71.7)	(73.3)	(74.9)	(78.3)	(82.1)
Length "L"	mm	216.9	220.0	223.3	228.1	232.7	235.0	239.0	246.4	255.0	261.4	271.0	290.1	309.1
	(in)	(8.54)	(8.66)	(8.79)	(8.98)	(9.16)	(9.25)	(9.41)	(9.70)	(10.04)	(10.29)	(10.67)	(11.42)	(12.17)

English equivalents for metric specifications are shown in ().

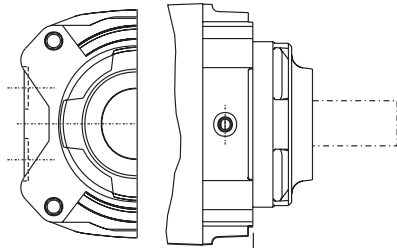
012 BG Brake.indd, js



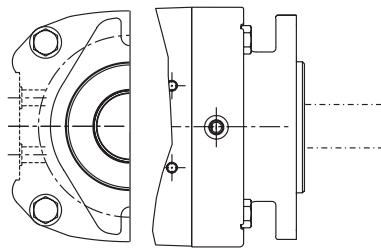
**Shafts / Abtriebswellen
Arbre / Ejes**

**LSHT Torqmotors™ and Nichols™ Motors
BG Series Brake Motor** HY13-1590-010/US,EU

Code A & C

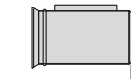


Code B

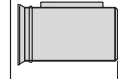


Code: 03

1 1/4" Keyed




106.7/104.7
(4.20/4.12)




65.5/63.5
(2.58/2.50)

Code: 05

**1 1/4" 14 Tooth
Spline**



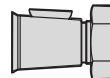
106.7/104.7
(4.20/4.12)



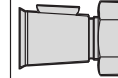
65.5/63.5
(2.58/2.50)

Code: 08

1 1/4" Taper



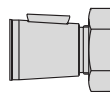
107.9/105.9
(4.25/4.17)



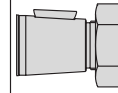
66.7/64.7
(2.63/2.55)

Code: 19

1 3/8" J501 Taper



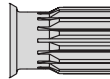
110.5/108.5
(4.35/4.27)



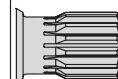
69.3/67.3
(2.73/2.65)

Code: 62

SAE 14 Tooth Spline



97.6/95.6
(3.84/3.76)



56.4/54.4
(2.22/2.14)

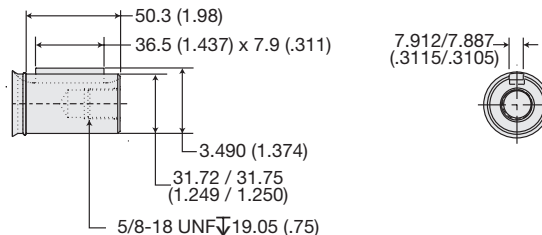
English equivalents for metric specifications are shown in ().

012 BG Brake.indd, js




Code: 03

1 1/4" Keyed



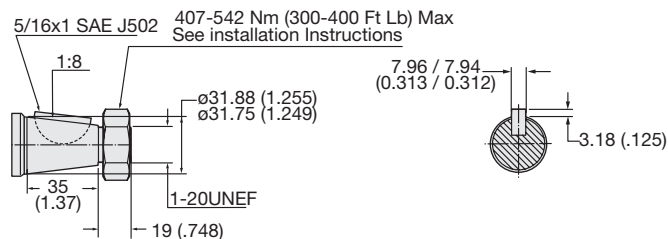
Code: 05

1 1/4" 14 Tooth Spline



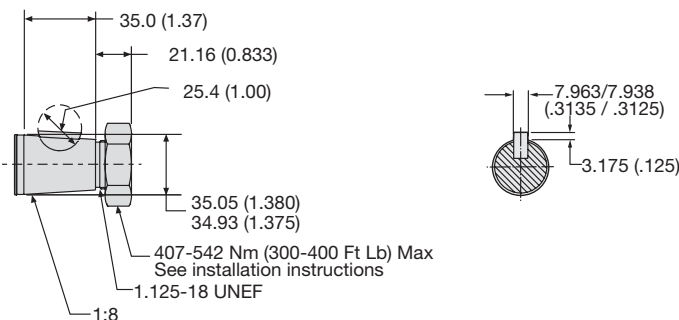
Code: 08

1 1/4" Taper



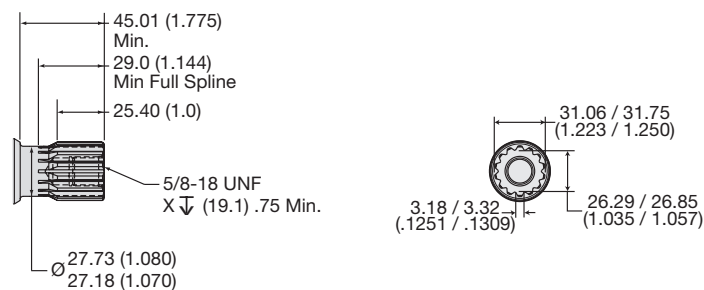
Code: 19

1 3/8" J501 Taper



Code: 62

SAE 14 Tooth Spline



English equivalents for metric specifications are shown in ().

012 BG Brake.indd, js

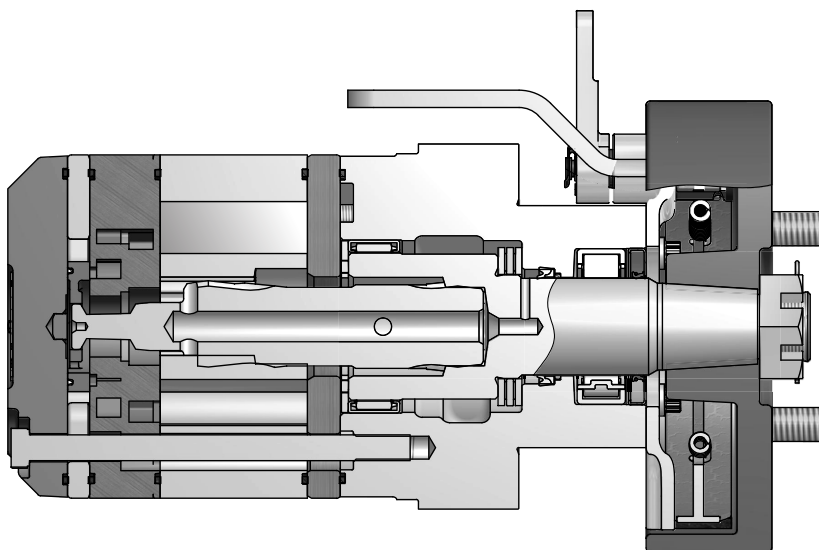






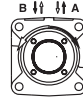
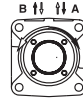


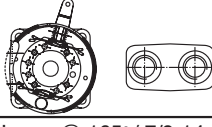
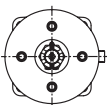








13 Displacements 13 Schluckvolumen 13 Cylindrée 13 Despazamientos	(8.6 to 58.5 in ³ /rev) 140 . . . 958 cm ³ /rev	
	Cont.	Int.
Maximum Pressure Eingangsdruk Pression entrée Presion Maxima	(3000 psid) . . . 207 bar	(4000 psid) . . . 276 bar
Maximum Oil Flow Schluckstrom Débit d'huile Caudal Maximo de Aceite	(30 gpm) . . . 114 lpm	
Maximum Speed Drehzahl Vitesse de rotation Velocidad Maxima	(660 rpm) 660 rpm	
	Cont.	Int.
Maximum Torque MaxDrehmoment Couple Torque Maximo	(9,239 lb in) 1044 Nm	(12,636 lb in) 1428 Nm
Maximum Side Load at Key Seitenlast Charges latérales Carga Maxima Lateral	(3597 lb) . . . 16000 N	

A Mechanical Brake Motor for Tough Applications

Parker's DG Series brake motors consists of a mechanical drum brake mounted integrally to our rugged TG Series LSHT hydraulic motor. The compact size, reliable holding capacity and ease of installation make this motor with parking brake the ideal choice for the propulsion systems on many turf, agricultural and other vehicles.

The brake is available with either vertical or horizontally applied levers. The vertical style has fixed brake pads, while the horizontal version has floating brake pads that can be adjusted as required over the life of the brake. Both versions are for static applications only.



DG	XXXX	XS	X	X	0	XXXX																																																																																																		
Series	Displacement Schluckvolumen Cylindrée Desplazamiento	Mounting/Ports Gehäuse/Anschluß Carter/Plan de raccordement Montaje/Lumbreras	Drum Type Trommelbremse Tipo de tambor Genre de tambour	Shaft Welle Arbre Eje	Rotation Drehrichtung Direction de rotation Rotacion	Options Opciones																																																																																																		
<table border="1" style="width: 100%; border-collapse: collapse;"> <thead> <tr> <th>Code</th> <th>cm³/tr cm³/giro cm³/U in³/rev</th> </tr> </thead> <tbody> <tr><td>0140</td><td>141 / 8.6</td></tr> <tr><td>0170</td><td>169 / 10.3</td></tr> <tr><td>0195</td><td>195 / 11.9</td></tr> <tr><td>0240</td><td>238 / 14.5</td></tr> <tr><td>0280</td><td>280 / 17.1</td></tr> <tr><td>0310</td><td>310 / 18.9</td></tr> <tr><td>0335</td><td>337 / 20.6</td></tr> <tr><td>0360</td><td>360 / 22.2</td></tr> <tr><td>0405</td><td>405 / 24.7</td></tr> <tr><td>0475</td><td>477 / 29.1</td></tr> <tr><td>0530</td><td>528 / 32.3</td></tr> <tr><td>0625</td><td>623 / 38.0</td></tr> <tr><td>0785</td><td>786 / 48.0</td></tr> <tr><td>0960</td><td>959 / 58.5</td></tr> </tbody> </table>	Code	cm³/tr cm³/giro cm³/U in³/rev	0140	141 / 8.6	0170	169 / 10.3	0195	195 / 11.9	0240	238 / 14.5	0280	280 / 17.1	0310	310 / 18.9	0335	337 / 20.6	0360	360 / 22.2	0405	405 / 24.7	0475	477 / 29.1	0530	528 / 32.3	0625	623 / 38.0	0785	786 / 48.0	0960	959 / 58.5	<table border="1" style="width: 100%; border-collapse: collapse;"> <thead> <tr> <th>Code</th> <th>Drum Type</th> </tr> </thead> <tbody> <tr> <td>A</td> <td> 4 Bolt</td> </tr> <tr> <td>B</td> <td> 5 Bolt</td> </tr> </tbody> </table> <table border="1" style="width: 100%; border-collapse: collapse;"> <thead> <tr> <th>Code</th> <th>Shaft</th> </tr> </thead> <tbody> <tr> <td>8</td> <td>1 1/4" Tapered</td> </tr> </tbody> </table>	Code	Drum Type	A	 4 Bolt	B	 5 Bolt	Code	Shaft	8	1 1/4" Tapered	<table border="1" style="width: 100%; border-collapse: collapse;"> <thead> <tr> <th>Code</th> <th>Front Port Rotation</th> </tr> </thead> <tbody> <tr> <td>0</td> <td>Standard </td> </tr> <tr> <td>1</td> <td>Reverse Timed Manifold </td> </tr> </tbody> </table>	Code	Front Port Rotation	0	Standard 	1	Reverse Timed Manifold 	<table border="1" style="width: 100%; border-collapse: collapse;"> <thead> <tr> <th>Code</th> <th>Mounting/Ports - Vertical Lever</th> </tr> </thead> <tbody> <tr> <td>AS</td> <td>Wheel Mt. w/Brake Lever @ 105° / 7/8-14 SAE </td> </tr> <tr> <td>BS</td> <td>Wheel Mt. w/Brake Lever @ 165° / 7/8-14 SAE</td> </tr> <tr> <td>CS</td> <td>Wheel Mt. w/Brake Lever @ 195° / 7/8-14 SAE</td> </tr> <tr> <td>DS</td> <td>Wheel Mt. w/Brake Lever @ 255° / 7/8-14 SAE</td> </tr> <tr> <td>ES</td> <td>Wheel Mt. w/Brake Lever @ 285° / 7/8-14 SAE</td> </tr> <tr> <td>FS</td> <td>Wheel Mt. w/Brake Lever @ 345° / 7/8-14 SAE</td> </tr> <tr> <td>GS</td> <td>Wheel Mt. w/Brake Lever @ 15° / 7/8-14 SAE</td> </tr> <tr> <td>HS</td> <td>Wheel Mt. w/Brake Lever @ 75° / 7/8-14 SAE</td> </tr> </tbody> </table> <table border="1" style="width: 100%; border-collapse: collapse;"> <thead> <tr> <th>Code</th> <th>Mounting/Ports - Horizontal Lever</th> </tr> </thead> <tbody> <tr> <td>VS</td> <td>Wheel Mt. w/Brake Lever @ 90° / 7/8-14 SAE </td> </tr> <tr> <td>WS</td> <td>Wheel Mt. w/Brake Lever @ 180° / 7/8-14 SAE</td> </tr> <tr> <td>US</td> <td>Wheel Mt. w/Brake Lever @ 270° / 7/8-14 SAE</td> </tr> </tbody> </table>	Code	Mounting/Ports - Vertical Lever	AS	Wheel Mt. w/Brake Lever @ 105° / 7/8-14 SAE 	BS	Wheel Mt. w/Brake Lever @ 165° / 7/8-14 SAE	CS	Wheel Mt. w/Brake Lever @ 195° / 7/8-14 SAE	DS	Wheel Mt. w/Brake Lever @ 255° / 7/8-14 SAE	ES	Wheel Mt. w/Brake Lever @ 285° / 7/8-14 SAE	FS	Wheel Mt. w/Brake Lever @ 345° / 7/8-14 SAE	GS	Wheel Mt. w/Brake Lever @ 15° / 7/8-14 SAE	HS	Wheel Mt. w/Brake Lever @ 75° / 7/8-14 SAE	Code	Mounting/Ports - Horizontal Lever	VS	Wheel Mt. w/Brake Lever @ 90° / 7/8-14 SAE 	WS	Wheel Mt. w/Brake Lever @ 180° / 7/8-14 SAE	US	Wheel Mt. w/Brake Lever @ 270° / 7/8-14 SAE	<table border="1" style="width: 100%; border-collapse: collapse;"> <thead> <tr> <th>Code</th> <th>Options</th> </tr> </thead> <tbody> <tr><td>AAAA</td><td>Standard, Black Paint</td></tr> <tr><td>AAAB</td><td>Standard, No Paint</td></tr> <tr><td>AAAC</td><td>Double Paint</td></tr> <tr><td>AAAF</td><td>Castle Nut, Black Paint</td></tr> <tr><td>AABP</td><td>Castle Nut, No Paint</td></tr> <tr><td>AAAG</td><td>Fluorocarbon Seals, Black Paint</td></tr> <tr><td>AAAH</td><td>Fluorocarbon Seals, No Paint</td></tr> <tr><td>AAAJ</td><td>High Temperature Commutator Seals, Black Paint</td></tr> <tr><td>AAFG</td><td>High Temperature Commutator Seals, No Paint</td></tr> <tr><td>AAFW</td><td>Fluorocarbon seals, High Temperature Commutator Seals, Black paint</td></tr> <tr><td>AAFA</td><td>Fluorocarbon seals, High Temperature Commutator Seals, No paint</td></tr> <tr><td>AANG</td><td>Fluorocarbon seals, High Temperature Commutator Seals, Castle Nut, Black paint</td></tr> <tr><td>AADD</td><td>Fluorocarbon seals, High Temperature Commutator Seals, Castle Nut, No paint</td></tr> </tbody> </table>	Code	Options	AAAA	Standard, Black Paint	AAAB	Standard, No Paint	AAAC	Double Paint	AAAF	Castle Nut, Black Paint	AABP	Castle Nut, No Paint	AAAG	Fluorocarbon Seals, Black Paint	AAAH	Fluorocarbon Seals, No Paint	AAAJ	High Temperature Commutator Seals, Black Paint	AAFG	High Temperature Commutator Seals, No Paint	AAFW	Fluorocarbon seals, High Temperature Commutator Seals, Black paint	AAFA	Fluorocarbon seals, High Temperature Commutator Seals, No paint	AANG	Fluorocarbon seals, High Temperature Commutator Seals, Castle Nut, Black paint	AADD	Fluorocarbon seals, High Temperature Commutator Seals, Castle Nut, No paint
Code	cm³/tr cm³/giro cm³/U in³/rev																																																																																																							
0140	141 / 8.6																																																																																																							
0170	169 / 10.3																																																																																																							
0195	195 / 11.9																																																																																																							
0240	238 / 14.5																																																																																																							
0280	280 / 17.1																																																																																																							
0310	310 / 18.9																																																																																																							
0335	337 / 20.6																																																																																																							
0360	360 / 22.2																																																																																																							
0405	405 / 24.7																																																																																																							
0475	477 / 29.1																																																																																																							
0530	528 / 32.3																																																																																																							
0625	623 / 38.0																																																																																																							
0785	786 / 48.0																																																																																																							
0960	959 / 58.5																																																																																																							
Code	Drum Type																																																																																																							
A	 4 Bolt																																																																																																							
B	 5 Bolt																																																																																																							
Code	Shaft																																																																																																							
8	1 1/4" Tapered																																																																																																							
Code	Front Port Rotation																																																																																																							
0	Standard 																																																																																																							
1	Reverse Timed Manifold 																																																																																																							
Code	Mounting/Ports - Vertical Lever																																																																																																							
AS	Wheel Mt. w/Brake Lever @ 105° / 7/8-14 SAE 																																																																																																							
BS	Wheel Mt. w/Brake Lever @ 165° / 7/8-14 SAE																																																																																																							
CS	Wheel Mt. w/Brake Lever @ 195° / 7/8-14 SAE																																																																																																							
DS	Wheel Mt. w/Brake Lever @ 255° / 7/8-14 SAE																																																																																																							
ES	Wheel Mt. w/Brake Lever @ 285° / 7/8-14 SAE																																																																																																							
FS	Wheel Mt. w/Brake Lever @ 345° / 7/8-14 SAE																																																																																																							
GS	Wheel Mt. w/Brake Lever @ 15° / 7/8-14 SAE																																																																																																							
HS	Wheel Mt. w/Brake Lever @ 75° / 7/8-14 SAE																																																																																																							
Code	Mounting/Ports - Horizontal Lever																																																																																																							
VS	Wheel Mt. w/Brake Lever @ 90° / 7/8-14 SAE 																																																																																																							
WS	Wheel Mt. w/Brake Lever @ 180° / 7/8-14 SAE																																																																																																							
US	Wheel Mt. w/Brake Lever @ 270° / 7/8-14 SAE																																																																																																							
Code	Options																																																																																																							
AAAA	Standard, Black Paint																																																																																																							
AAAB	Standard, No Paint																																																																																																							
AAAC	Double Paint																																																																																																							
AAAF	Castle Nut, Black Paint																																																																																																							
AABP	Castle Nut, No Paint																																																																																																							
AAAG	Fluorocarbon Seals, Black Paint																																																																																																							
AAAH	Fluorocarbon Seals, No Paint																																																																																																							
AAAJ	High Temperature Commutator Seals, Black Paint																																																																																																							
AAFG	High Temperature Commutator Seals, No Paint																																																																																																							
AAFW	Fluorocarbon seals, High Temperature Commutator Seals, Black paint																																																																																																							
AAFA	Fluorocarbon seals, High Temperature Commutator Seals, No paint																																																																																																							
AANG	Fluorocarbon seals, High Temperature Commutator Seals, Castle Nut, Black paint																																																																																																							
AADD	Fluorocarbon seals, High Temperature Commutator Seals, Castle Nut, No paint																																																																																																							

For other available options, see pages 237-238.

013 DG Brake.indd, js



Vertical Lever

Holding capacity is 497 Nm (4,400 in lbs) with 68 Nm (600 in lbs) of input torque at lever pivot. Brake capacities are typical for non-burnished brake shoe. OEM testing required to verify actual field conditions.

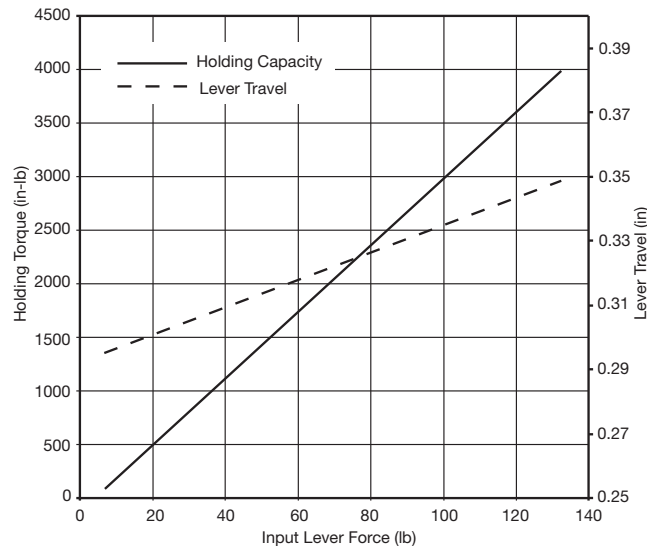
Das maximale Bremsmoment von 497 Nm (4400 in lbs) wird erreicht durch Betätigung des Bremshebels mit 68 Nm (600 in lbs). Genannte Einsatzdaten beziehen sich auf Neuprodukte. Die Eignung der Geräte ist vom Anwender für den jeweiligen Einsatz individuell zu prüfen.

La puissance de maintien est de 497 Nm (4400 pouces-livres) avec couple d'entrée au pivot du levier de 68 Nm (600 pouces-livres). Les puissances de freinage sont typiques pour des sabots de frein non brunis. Les essais imposés par le constructeur d'origine exigent la vérification des conditions réelles sur place.

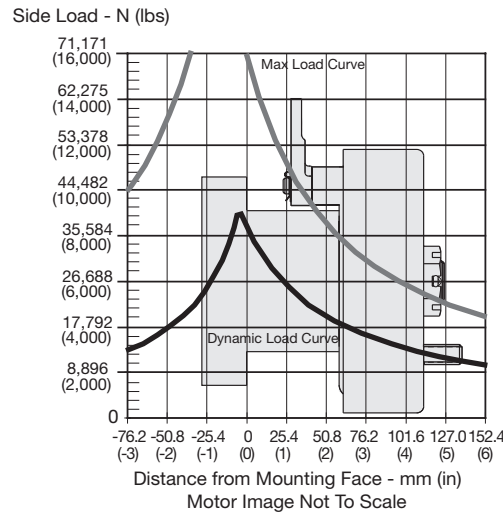
Capacidad de retención de 497 N-m (4.400 libras-pulgada) con 69 N-m (600 libras-pulgada) de torque de entrada en el brazo de articulación. Los valores de capacidad de frenado son típicas para zapatas de freno no bruñidas. Para fabricantes de equipos originales se deben efectuar pruebas bajo condiciones reales de funcionamiento.

Horizontal Lever

Brake Torque and Travel of 3.72 inch Horizontal Lever



Wheel Mount/Radnabengehause
Monture à roue/ Montaje de rueda



The dynamic side load curve is based on uni-directional steady state loads for L_{10} bearing life at 3×10^6 revolutions. Die zulässige auslegbare radiale Wellenbelastungskurve ist unter ruhenden, einseitig statisch gerichteten Lastverhältnissen auf eine L_{10} Lebensdauer mit 3×10^6 Umdrehungen kalkuliert. La courbe de charge latérale permise se base sur des charges unidirectionnelles en régime permanent pour le roulement L_{10} à 3×10^6 révolutions. La curva de valores admisibles de carga lateral está basada en cargas constantes para cojinetes L_{10} a 3×10^6 revoluciones.

The maximum load curve is defined by bearing static load capacity. This curve should not be exceeded at any time including shock loads. Die maximale radiale Wellenbelastungskurve ist definiert als maximale statische Last ohne Drehzahl. Sie gilt als Grenze und sollte keinesfalls überschritten werden. La courbe de charge maximale est définie par la capacité de charge statique portante. Cette courbe ne devrait être dépassée en aucun moment y compris pour les charges par à-coups. La curva de carga máxima queda definida por la capacidad de carga estática del cojinete. No se deben superar los valores de esta curva, ni siquiera con cargas provisorias de impacto.

Equation to Calculate the Expected Radial Bearing Life
Gleichung zur Ermittlung der Lagerlebensdauer

Equation to calculate the dynamic bearing life for a given load:
 Bestimmung der erlaubten radialen Wellenbelastung mit vorgegebener Last

Use F_a , F_b and S in equation to determine hours of L_{10} bearing life.
 Die Lebensdauer in Stunden ergibt sich durch einsetzen von F_a , F_b , und S in die nachstehende Formel.

$$L = \frac{3 \times 10^6}{60 \times S} \left\{ \frac{F_a}{F_b} \right\}^{3.33}$$

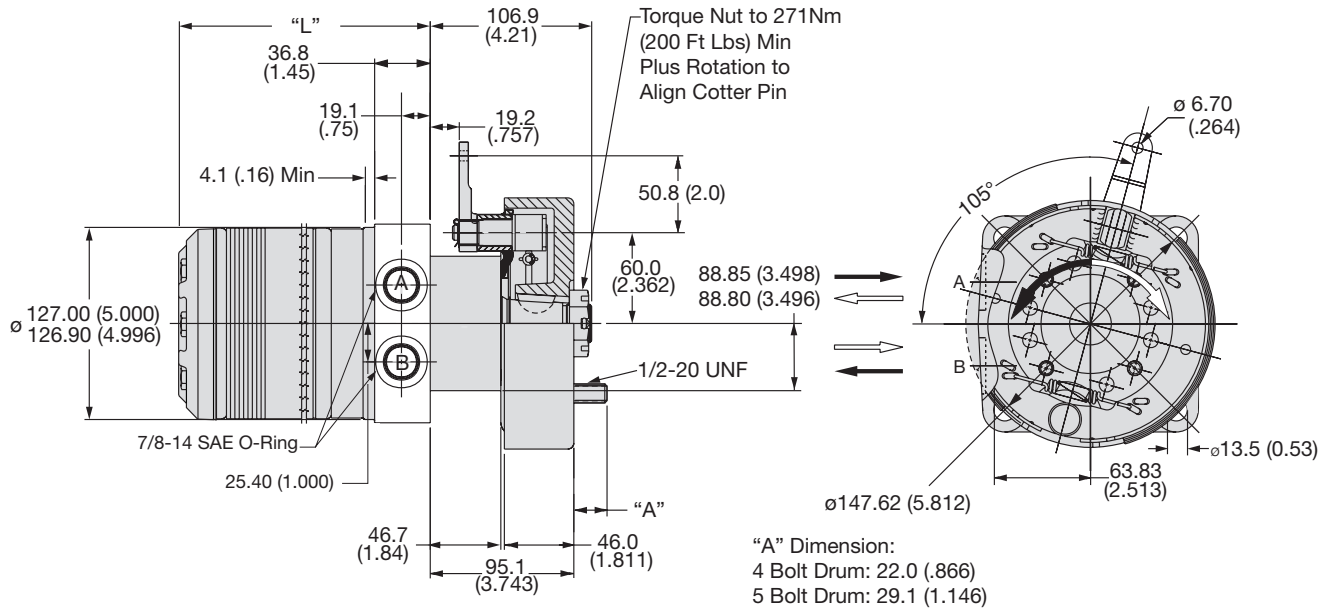
Where / Mit:

- S = Shaft Speed RPM / Abtriebswellendrehzahl in min^{-1}
- L = Life In Hours / Lebensdauer in Stunden
- F_a = Dynamic side load defined by above curve at a distance from mounting flange. / Erlaubte radiale Wellenbelastung als Function der Laenge
- F_b = Application side load. / Anwenungsseitige Wellenbelastung

Note: Calculations are based on L_{10} bearing life per ISO 281.
 Auslegung basiert auf einer L_{10} Lebensdauer nach ISO 281

Code: AS - Vertical Lever

Wheel Mount w/Brake Lever / 7/8-14 SAE O-Ring



Note:

1. Brake Acuation Lever can be positioned in 12.00° increments from that shown.
Bremshebel ist kreisförmig in Sigmerten von 12.00 ° positionierbar.
Le levier de commande du frein peut être positionné à des échelons d'accroissement de 12,00° de ce qui est montré.
El brazo de actuación del freno se puede colocar en avances de 12,00 grados con respecto a la posición mostrada.
2. Brake Acuation Lever is shipped unattached, secured with wire or tiewrap to assembly.
Hebel ist anbei. Endmontage erforderlich.
Le levier de commande du frein est expédié sous forme détachée; il est attaché à l'ensemble avec du fil ou du ruban.
El brazo de actuación del freno se suministra suelto, sin conexión, sólo atado provisoriamente al mecanismo.

Code AS	disp.	0140	0170	0195	0240	0280	0310	0335	0405	0475	0530	0625	0785	0960
Weight/Gewicht	kg	14.6	14.8	15.1	15.5	15.9	16.1	16.3	16.9	17.5	18.3	19.0	20.5	22.2
Poids/Peso	(lb)	(41.3)	(41.8)	(42.4)	(43.2)	(44.1)	(44.6)	(44.9)	(46.3)	(47.7)	(49.4)	(50.9)	(54.4)	(58.1)
Length	"L" mm	150.4	153.4	156.7	161.3	166.1	169.7	172.5	179.8	188.5	194.8	204.2	223.3	242.3
	"L" (in)	(5.92)	(6.04)	(6.17)	(6.35)	(6.54)	(6.68)	(6.79)	(7.08)	(7.42)	(7.67)	(8.04)	(8.79)	(9.54)

For performance data curves, see TG section.

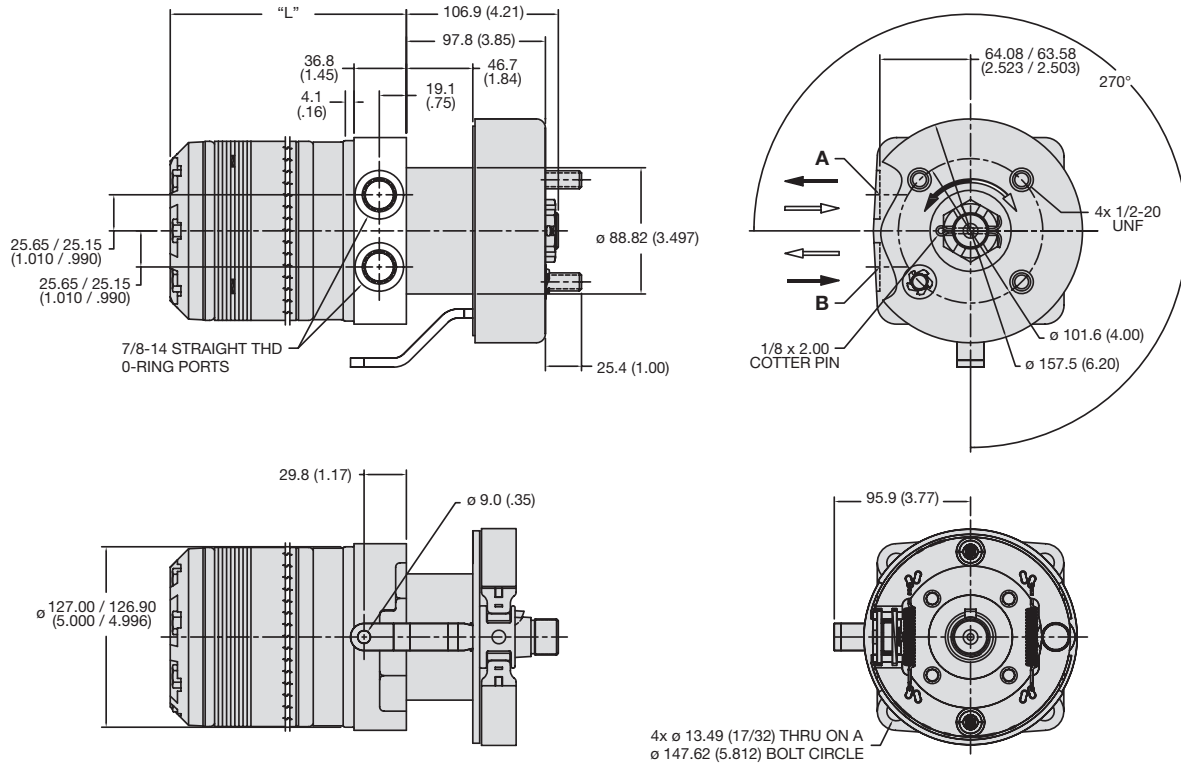
English equivalents for metric specifications are shown in ().

013 DG Brake.indd.js



Code: US - Horizontal Lever

Wheel Mount w/Brake Lever / 7/8-14 SAE O-Ring



Note:

Brake Acuation Lever can be positioned in 90° increments from that shown.

Bremshebel ist kreisförmig in Sgmenten von 90° positionierbar.

Le levier de commande du frein peut être positionné à des échelons d'accroissement de 90° de ce qui est montré.

El brazo de actuación del freno se puede colocar en avances de 90° grados con respecto a la posición mostrada.

Code US	disp.	0140	0170	0195	0240	0280	0310	0335	0405	0475	0530	0625	0785	0960
Weight/Gewicht	kg	14.6	14.8	15.1	15.5	15.9	16.1	16.3	16.9	17.5	18.3	19.0	20.5	22.2
Poids/Peso	(lb)	(41.3)	(41.8)	(42.4)	(43.2)	(44.1)	(44.6)	(44.9)	(46.3)	(47.7)	(49.4)	(50.9)	(54.4)	(58.1)
Length	"L" mm	150.4	153.4	156.7	161.3	166.1	169.7	172.5	179.8	188.5	195.6	204.2	223.3	242.3
	"L" (in)	(5.92)	(6.04)	(6.17)	(6.35)	(6.54)	(6.68)	(6.79)	(7.08)	(7.42)	(7.67)	(8.04)	(8.79)	(9.54)

For performance data curves, see TG section.

English equivalents for metric specifications are shown in ().

013 DG Brake.indd, js



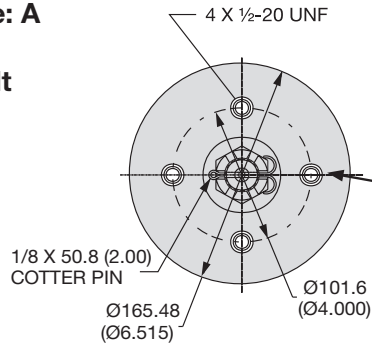
Dimensional Data/Abmessungen
Métrage/Datos de dimensiones

LSHT Torqmotors™ and Nichols™ Motors
DG Series Brake Motor HY13-1590-010/US,EU

Drum Type/Trommelbremse/
Tipo de tambor/
Genre de Tambour

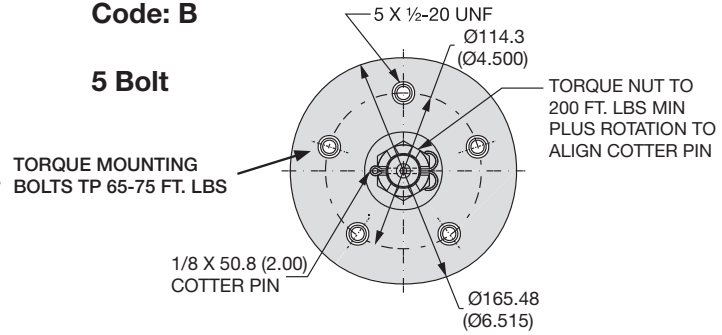
Code: A

4 Bolt



Code: B

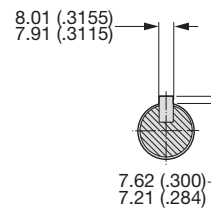
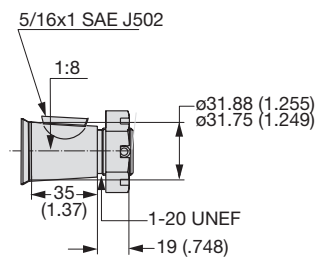
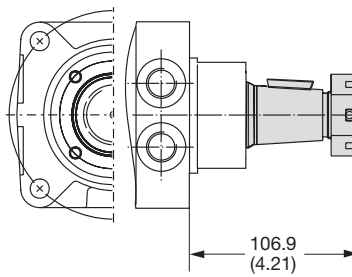
5 Bolt



Shafts / Abtriebswellen
Arbre / Ejes

Code: 8

1 1/4" Taper



English equivalents for metric specifications are shown in ().

013 DG Brake.indd.js



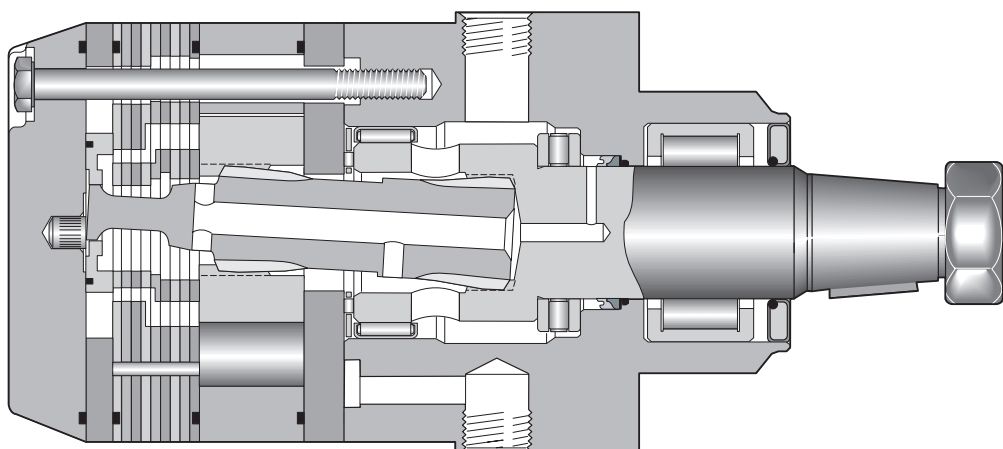

Technical Information / Technische Information / Segni/Informacion Tecnica

**LSHT Torqmotors™ and Nichols™ Motors
TH Series / Serie / Série** HY13-1590-010/US,EU

13 Displacements 13 Schluckvolumen 13 Cylindrée 13 Desplazamientos	(8.6 to 58.5 in ³ /rev) 141 . . . 959 cm ³ /rev
Maximum Pressure Eingangsdruk Pression entrée Presion Maxima	Cont. (3000 psid) . . . 207 bar Int. (4000 psid) . . . 276 bar
Maximum Oil Flow Schluckstrom Débit d'huile Caudal Maximo de Aceite	(30 gpm) . . . 114 lpm
Maximum Speed Drehzahl Vitesse de rotation Velocidad Maxima	(660 rpm) 660 rpm
Maximum Torque MaxDrehmoment Couple Torque Maximo	Cont. (8,772 lb in) 991 Nm Int. (11,876 lb in) 1342 Nm
Maximum Side Load at Key Seitenlast Charges latérales Carga Maxima Lateral	(4800 lb) . . . 21360 N










A Rugged Motor for Heavy Duty, High Side Load Applications

This motor was designed for tough applications. A stout drive link with unique 60:40 spline geometry will transmit over 13,000 lb-in of torque. The 1-1/2" output shaft can support 7000 pounds of radial load. Efficiency is assured by the use of roller vanes and sealed commutator. Durability is maintained by continually washing the powertrain splines and shaft seal in cooling fluid.



014 TH.indd, js



TH		XXXX		X		X	
Series		Displacement Schluckvolumen Cylindrée Desplazamiento		Mounting Gehäuse Carter Montaje		Ports Anschluß Plan de raccordement Lumbreras	
Code	cm³/tr cm³/giro cm³/U in³/rev			Code	Mounting	Code	Ports
0140	141 / 8.6			M	Magneto 	A	7/8-14 SAE O-Ring; Rear Axial 
0170	169 / 10.3			P*	SAE "B" 4 Bolt 	B	7/8-14 SAE O-Ring; Rear Radial 
0195	195 / 11.9			U	Wheel, Standard 	E	Manifold; Rear Radial 
0240	238 / 14.5			K	SAE CC 4 Bolt 	M*	5/16-18 UNC Manifold 
0280	280 / 17.1					S	7/8-14 SAE 
0310	310 / 18.9						
0335	337 / 20.6						
0360	360 / 22.2						
0405	405 / 24.7						
0475	477 / 29.1						
0530	528 / 32.3						
0625	623 / 38.0						
0785	786 / 48.0						
0960	959 / 58.5						

*Not available on U mounting.

* Requires rear porting.
Nur Endanschluss möglich
Exige des orifices en arriere
Necesita lumbrera posterior

For other available options, see pages 237-238.

014 TH.indd.js



XX		0		XXXX	
Shaft Welle Arbre Eje		Rotation Drehrichtung Direction de rotation Rotacion		Options Opciones	
Code	Shaft	Code	Front Port Rotation	Code	Options
31	1 1/2" J501 Taper 	0	Standard 	AAAA	Standard, Black Paint
32	1 1/2" Keyed 	1	Reverse Timed Manifold 	AAAB	Standard, No Paint
36	1 1/2" 17 Tooth 12/24 Spline 	Code Rear Rotation		AAAC	Double Paint
03	1 1/4" Keyed 	0	Standard 	AAAF ¹⁵	Castle Nut, Black Paint
62*	1 1/4" 14 Tooth Spline SAE 	1	Reverse Timed Manifold 	AABP ¹⁵	Castle Nut, No Paint
		Rotation viewed from shaft end.		AAAG	Fluorocarbon Seals, Black Paint
				AAAH	Fluorocarbon Seals, No Paint
				AAAJ	High Temperature Commutator Seals, Black Paint
				AAFG	High Temperature Commutator Seals, No Paint
				AAFW	Fluorocarbon seals, High Temperature Commutator Seals, Black paint
				AAFA	Fluorocarbon seals, High Temperature Commutator Seals, No paint
				AANG ¹⁵	Fluorocarbon seals, High Temperature Commutator Seals, Castle Nut, Black paint
				AADD ¹⁵	Fluorocarbon seals, High Temperature Commutator Seals, Castle Nut, No paint
				AABJ	Free Running Rotor Set, Black Paint
				AABK	Free Running Rotor Set, No Paint
				AABL	Free Running Rotor Set, No Commutator Seal, Black Paint
				AABM	Free Running Rotor Set, No Commutator Seal, No Paint
				BBBA ¹⁰	1000 PSI/69 Bar Internal Bidirectional Relief, Black Paint
				BBBM ¹⁰	1000 PSI/69 Bar Internal Bidirectional Relief, No Paint
				BBBG ¹⁰	1500 PSI/103 Bar Internal Bidirectional Relief, Black Paint
				BBBJ ¹⁰	1500 PSI/103 Bar Internal Bidirectional Relief, No Paint
				BBBB ^{10,16}	2000 PSI/138 Bar Internal Bidirectional Relief, Black Paint
				BBBN ^{10,16}	2000 PSI/138 Bar Internal Bidirectional Relief, No Paint
				BBDL ^{10,17}	2500 PSI/172 Bar Internal Bidirectional Relief, Black Paint
				BBCG ^{10,17}	2500 PSI/172 Bar Internal Bidirectional Relief, No Paint
				BBBC ^{10,18}	3000 PSI/207 Bar Internal Bidirectional Relief, Black Paint
				BBBF ^{10,18}	3000 PSI/207 Bar Internal Bidirectional Relief, No Paint
				BBBD ^{10,19}	4000 PSI/276 Bar Internal Bidirectional Relief, Black Paint
				BBBW ^{10,19}	4000 PSI/276 Bar Internal Bidirectional Relief, No Paint
				AAAT ¹⁰	Bidirectional Shuttle, 11:00, Black Paint
				AAFX ¹⁰	Bidirectional Shuttle, 11:00, No Paint
				AAAU ^{10,15}	Bidirectional Shuttle, 11:00, Castle Nut, Black Paint
				AAGF ^{10,15}	Bidirectional Shuttle, 11:00, Castle Nut, NO Paint
				AAUY	Nickel Plated Except Shaft

¹⁵ Available only with shaft codes 08 and 19

¹⁰ Not available with ports code A, B or E

¹⁶ Not available with displacement 0960

¹⁷ Not available with displacements 0625, 0785 or 0960

¹⁸ Not available with displacements 0530, 0625, 0785 or 0960

¹⁹ Not available with displacements 0360, 0405, 0530, 0625, 0785 or 0960

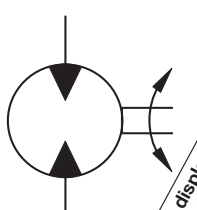
English equivalents for metric specifications are shown in ().

014 TH.indd.js



Performance Data / Leistungsdaten
Puissance / Datos Tecnicos

LSHT Torqmotors™ and Nichols™ Motors
TH Series / Serie / Série HY13-1590-010/US,EU



Motor Series TH	cm ³ /rev in ³ /rev	rev/min	cont / int* l/min g/min		cont / int* bar psid		max bar psig		cont / int* Nm lb-in		max KW HP		cont / int* Nm lb-in	
TH 0140	141 8.6	660	76 20	95 25	207 3000	276 4000	300 4350	390 3455	530 4692	33 45	315 2791	418 3706		
TH 0170	169 10.3	554	76 20	95 25	207 3000	276 4000	300 4350	476 4216	646 5714	33 45	376 3331	505 4469		
TH 0195	195 11.9	477	76 20	95 25	207 3000	276 4000	300 4350	556 4919	753 6663	33 45	451 3989	611 5408		
TH 0240	238 14.5	393	76 20	95 25	207 3000	276 4000	300 4350	677 5991	913 8081	32 44	582 5152	776 6865		
TH 0280	280 17.1	334	76 20	95 25	207 3000	276 4000	300 4350	796 7044	1073 9499	31 42	675 5972	870 7699		
TH 0310	310 18.9	303	76 20	95 25	207 3000	276 4000	300 4350	964 8533	1297 11479	30 41	843 7458	1117 9889		
TH 0335	337 20.6	277	76 20	95 25	207 3000	276 4000	300 4350	924 8184	1229 10817	31 41	778 6882	1005 8893		
TH 0360	360 22.2	259	76 20	95 25	172 2500	241 3500	300 4350	894 7913	1253 11093	29 39	703 6224	1017 9007		
TH 0405	405 24.7	232	76 20	95 25	172 2500	241 3500	300 4350	942 8336	1342 11877	27 37	791 7002	1145 10133		
TH 0475	477 29.1	237	76 20	114 30	138 2000	207 3000	300 4350	887 7853	1372 12145	28 38	740 6549	1120 9909		
TH 0530	528 32.3	213	76 20	114 30	138 2000	172 2500	300 4350	983 8701	1253 11086	23 31	874 7737	1091 9657		
TH 0625	623 38.0	182	76 20	114 30	121 1750	155 2250	300 4350	986 8727	1291 11424	20 27	895 7924	1165 10312		
TH 0785	786 48.0	143	76 20	114 30	103 1500	138 2000	300 4350	1044 9239	1428 12636	17 23	991 8772	1341 11876		
TH 0960	959 58.5	118	76 20	114 30	69 1000	103 1500	300 4350	773 6843	1268 11227	12 16	763 6752	1177 10419		

Performance data based on testing using 10W40 oil with a viscosity of 200 SUS at 54° C (130° F). Performance data is typical. Actual data may vary slightly from one production motor to another.

Les données sur les performances sont basées sur des tests utilisant de l'huile 10W40 d'une viscosité de 200 SUS à 54°C (130°F). Ces données correspondent à des situations typiques. Les données réelles peuvent varier légèrement d'un moteur de production à l'autre.

Leistungsdaten sind gemessen mit SAE 10W40 bei einer Viskosität von 43,1 Cst bei 54°C. Geringfügige Abweichungen von den Katalogdaten sind möglich.

Datos técnicos obtenidos con aceite 10W40 de 200 SUS de viscosidad a 54°C (130°F). Los datos proporcionados son valores típicos. Los valores exactos reales podrían tener una pequeña variación entre distintos motores.

* Intermittent operation rating applies to 10% of every minute. Intermittierende Werte maximal 10% von jeder Betriebsminute. Fonctionnement interm. 10% max. de chaque minute d'utilisation. Capacidad de funcionamiento intermitente valida para 10% por cada minuto.

014 TH.indd, js



TH 0140

8.6 cu in / rev

PRESSURE (PSID)

	500	1000	1500	2000	2500	3000	3500	4000
.5	519 9	1060 4						
1	540 22	1090 17	1635 11	2180 6				
2	569 49	1156 43	1730 36	2286 30	2827 23	3368 19	3899 12	4447 12
3	565 75	1159 69	1744 62	2321 55	2899 47	3477 40	4048 33	4608 29
4	564 102	1170 94	1768 87	2358 80	2943 72	3517 64	4082 57	4644 52
5	556 128	1170 120	1776 112	2375 105	2968 97	3556 89	4135 81	4701 76
7	540 182	1160 172	1779 164	2390 155	2994 146	3592 138	4181 130	4763 123
9	515 235	1143 225	1768 215	2385 206	2996 196	3601 187	4199 179	4794 171
12	471 315	1096 303	1729 292	2356 281	2974 271	3587 261	4193 252	4794 243
15	418 395	1042 381	1673 368	2307 357	2933 346	3549 336	4163 325	4771 314
20	299 528	931 512	1565 497	2198 484	2825 472	3455 459	4078 447	4692 435
25	173 660	794 643	1426 626	2059 612	2695 598	3332 583	3961 569	4579 555

Flow (GPM)

TORQUE (LB IN) 3332
SPEED (RPM) 583

Cont.

Int.

Intermittent operation rating applies to 10% of every minute.

Fonctionnement interm. 10% max. de chaque minute d'utilisation.

Performance data based on testing using 10W40 oil with a viscosity of 200 SUS at 54° C (130° F). Performance data is typical. Actual data may vary slightly from one production motor to another.

Les donnees sur les performances sont basees sur des tests utilisant de l'huile 10W40 d'une viscosite de 200 SUS a 54°C (130°F). Ces donnees correspondent a des situations typiques. Les donnees reelles peuvent varier legerement d'un moteur de production a l'autre.

014 TH.indd.js

Intermittierende Werte maximal 10% von jeder Betriebsminute.

Capacidad de funcionamiento intermitente valida para 10% por cada minuto.

Leistungsdaten sind gemessen mit SAE 10W40 bei einer Viskositat von 43,1 Cst bei 54°C. Geringfuegige Abweichungen von den Katalogdaten sind moeglich.

Datos tecnicos obtenidos con aceite 10W40 de 200 SUS de viscosidad a 54°C (130°F). Los datos proporcionados son valores tipicos. Los valores exactos reales podrian tener una pequena variacion entre distintos motores.



TH 0170

10.3 cu in / rev

PRESSURE (PSID)

	500	1000	1500	2000	2500	3000	3500	4000
.5	620 9	1284 7	1945 5	2613 4	3293 3	3983 2		
1	652 20	1337 18	2006 16	2683 14	3375 12	4063 11	4744 8	5402 8
2	678 42	1390 40	2105 37	2822 35	3535 32	4226 30	4909 27	5587 25
3	678 64	1397 61	2117 58	2836 56	3554 53	4263 50	4963 46	5652 44
4	679 86	1409 83	2142 80	2872 77	3596 74	4310 71	5021 67	5716 64
5	675 108	1413 104	2150 101	2885 98	3616 94	4339 91	5057 87	5761 83
7	661 153	1405 148	2152 143	2900 140	3642 136	4374 132	5101 127	5818 123
9	632 197	1385 191	2140 186	2891 181	3638 177	4380 173	5114 168	5838 163
12	583 263	1334 256	2096 250	2860 244	3617 239	4362 234	5101 228	5823 223
15	524 330	1275 322	2035 314	2804 308	3572 302	4327 296	5070 289	5801 283
20	382 442	1143 432	1908 422	2683 413	3455 406	4216 399	4972 391	5714 383
25	239 554	983 543	1747 531	2523 520	3299 511	4071 501	4839 492	5591 483

Flow (GPM)

TORQUE (LB IN) 4839
 SPEED (RPM) 492

Cont. Int.

Intermittent operation rating applies to 10% of every minute.

Fonctionnement interm. 10% max. de chaque minute d'utilisation.

Performance data based on testing using 10W40 oil with a viscosity of 200 SUS at 54° C (130° F). Performance data is typical. Actual data may vary slightly from one production motor to another.

Les données sur les performances sont basées sur des tests utilisant de l'huile 10W40 d'une viscosité de 200 SUS à 54°C (130°F). Ces données correspondent à des situations typiques. Les données réelles peuvent varier légèrement d'un moteur de production à l'autre.

014 TH.indd. js

Intermittierende Werte maximal 10% von jeder Betriebsminute.

Capacidad de funcionamiento intermitente valida para 10% por cada minuto.

Leistungsdaten sind gemessen mit SAE 10W40 bei einer Viskosität von 43,1 Cst bei 54°C. Geringfügige Abweichungen von den Katalogdaten sind möglich.

Datos tecnicos obtenidos con aceite 10W40 de 200 SUS de viscosidad a 54°C (130°F). Los datos proporcionados son valores típicos. Los valores exactos reales podrían tener una pequeña variación entre distintos motores.



TH 0195

11.9 cu in / rev

PRESSURE (PSID)

	500	1000	1500	2000	2500	3000	3500	4000
.5	733 7	1503 3						
1	761 16	1546 13	2326 8	3104 3				
2	799 35	1638 32	2465 27	3270 21	4046 16	4813 11	5589 7	6375 6
3	794 55	1639 50	2476 45	3303 39	4132 34	4970 28	5792 23	6595 19
4	794 74	1654 69	2509 64	3356 58	4196 52	5023 46	5830 40	6635 35
5	783 93	1653 88	2517 83	3375 76	4224 70	5065 64	5895 58	6710 52
7	762 131	1637 126	2514 120	3384 113	4245 106	5098 99	5940 92	6772 86
9	731 170	1616 164	2499 157	3373 150	4239 142	5093 135	5936 127	6774 120
12	677 228	1562 221	2455 213	3343 205	4217 196	5081 188	5934 179	6776 172
15	613 285	1498 278	2389 269	3283 260	4169 251	5040 242	5907 232	6765 233
20	448 381	1350 373	2245 363	3141 353	4031 342	4919 331	5798 321	6663 310
25	334 477	1158 468	2044 457	2941 445	3837 433	4729 421	5612 409	6500 397

Flow (GPM)

TORQUE (LB IN) 5612
 SPEED (RPM) 409

Cont.

Int.

Intermittent operation rating applies to 10% of every minute.

Fonctionnement interm. 10% max. de chaque minute d'utilisation.

Performance data based on testing using 10W40 oil with a viscosity of 200 SUS at 54° C (130° F). Performance data is typical. Actual data may vary slightly from one production motor to another.

Les données sur les performances sont basées sur des tests utilisant de l'huile 10W40 d'une viscosité de 200 SUS à 54°C (130°F). Ces données correspondent à des situations typiques. Les données réelles peuvent varier légèrement d'un moteur de production à l'autre.

014 TH.indd.js

Intermittierende Werte maximal 10% von jeder Betriebsminute.

Capacidad de funcionamiento intermitente valida para 10% por cada minuto. Leistungsdaten sind gemessen mit SAE 10W40 bei einer Viskosität von 43,1 Cst bei 54°C. Geringfügige Abweichungen von den Katalogdaten sind möglich.

Datos tecnicos obtenidos con aceite 10W40 de 200 SUS de viscosidad a 54°C (130°F). Los datos proporcionados son valores típicos. Los valores exactos reales podrían tener una pequeña variación entre distintos motores.



TH 0240

14.5 cu in / rev

PRESSURE (PSID)

	500	1000	1500	2000	2500	3000	3500	4000
.5	932 6	1907 4	2894 2					
1	960 14	1954 12	2950 9	3943 6	4939 3	5930 2		
2	988 30	2031 27	3065 24	4090 20	5107 17	6100 14	7068 11	8037 9
3	983 45	2029 42	3071 39	4101 35	5128 31	6161 27	7182 23	8184 20
4	978 61	2037 58	3090 54	4136 49	5176 45	6207 42	7230 37	8234 33
5	962 77	2030 73	3092 69	4144 64	5190 60	6231 56	7259 51	8271 47
7	933 108	2005 104	3078 99	4141 94	5194 89	6239 84	7275 78	8298 73
9	890 140	1972 135	3048 129	4112 123	5169 117	6213 112	7245 106	8271 100
12	832 187	1912 181	2996 175	4071 167	5125 161	6163 154	7195 147	8224 140
15	753 235	1832 228	2921 220	4009 212	5081 204	6137 196	7182 188	8212 180
20	559 314	1654 306	2744 297	3834 287	4917 278	5991 268	7045 258	8081 248
25	524 393	1427 384	2507 373	3595 363	4690 352	5780 340	6853 328	7913 317

Flow (GPM)

TORQUE (LB IN) 5780
 SPEED (RPM) 340

Cont.

Int.

Intermittent operation rating applies to 10% of every minute.

Fonctionnement interm. 10% max. de chaque minute d'utilisation.

Performance data based on testing using 10W40 oil with a viscosity of 200 SUS at 54° C (130° F). Performance data is typical. Actual data may vary slightly from one production motor to another.

Les données sur les performances sont basées sur des tests utilisant de l'huile 10W40 d'une viscosité de 200 SUS à 54°C (130°F). Ces données correspondent à des situations typiques. Les données réelles peuvent varier légèrement d'un moteur de production à l'autre.

014 TH.indd. js

Intermittierende Werte maximal 10% von jeder Betriebsminute.

Capacidad de funcionamiento intermitente valida para 10% por cada minuto. Leistungsdaten sind gemessen mit SAE 10W40 bei einer Viskosität von 43,1 Cst bei 54°C. Geringfügige Abweichungen von den Katalogdaten sind möglich.

Datos tecnicos obtenidos con aceite 10W40 de 200 SUS de viscosidad a 54°C (130°F). Los datos proporcionados son valores típicos. Los valores exactos reales podrían tener una pequeña variación entre distintos motores.



TH 0280

17.1 cu in / rev

	PRESSURE (PSID)							
	500	1000	1500	2000	2500	3000	3500	4000
.5	1056 5	2177 4	3323 2	4512 1				
1	1087 12	2223 10	3378 8	4552 6	5734 5	6930 3	8135 3	9350 2
2	1124 25	2313 23	3513 21	4700 18	5880 16	7060 14	8239 12	9400 11
3	1124 39	2323 36	3532 34	4740 31	5940 28	7143 25	8346 22	9536 19
4	1126 52	2346 49	3568 47	4786 43	6004 40	7214 37	8415 33	9596 30
5	1115 65	2350 62	3582 59	4816 56	6044 52	7256 49	8457 45	9641 41
7	1091 92	2338 88	3586 85	4832 80	6072 76	7301 72	8515 67	9706 63
9	1046 118	2309 114	3564 110	4811 105	6051 101	7280 96	8499 90	9707 85
12	981 159	2242 154	3506 148	4757 143	5992 137	7221 132	8444 125	9652 118
15	898 199	2164 193	3437 186	4702 180	5951 174	7187 168	8416 160	9625 152
20	691 266	1976 258	3255 250	4529 243	5795 235	7044 227	8275 218	9499 209
25	703 334	1726 324	2987 314	4260 305	5540 296	6815 286	8071 276	9311 267

Flow (GPM)

TORQUE (LB IN) 8071
SPEED (RPM) 276

Cont.

Int.

Intermittent operation rating applies to 10% of every minute.

Fonctionnement interm. 10% max. de chaque minute d'utilisation.

Performance data based on testing using 10W40 oil with a viscosity of 200 SUS at 54° C (130° F). Performance data is typical. Actual data may vary slightly from one production motor to another.

Les données sur les performances sont basées sur des tests utilisant de l'huile 10W40 d'une viscosité de 200 SUS à 54°C (130°F). Ces données correspondent à des situations typiques. Les données réelles peuvent varier légèrement d'un moteur de production à l'autre.

014 TH.indd.js

Intermittierende Werte maximal 10% von jeder Betriebsminute.

Capacidad de funcionamiento intermitente valida para 10% por cada minuto. Leistungsdaten sind gemessen mit SAE 10W40 bei einer Viskosität von 43,1 Cst bei 54°C. Geringfügige Abweichungen von den Katalogdaten sind möglich.

Datos tecnicos obtenidos con aceite 10W40 de 200 SUS de viscosidad a 54°C (130°F). Los datos proporcionados son valores típicos. Los valores exactos reales podrían tener una pequeña variación entre distintos motores.



TH 0310

18.9 cu in / rev

PRESSURE (PSID)

	500	1000	1500	2000	2500	3000	3500	4000
.5	1188 4	2464 3	3766 2	5102 1				
1	1220 11	2508 9	3812 7	5145 5	6477 4	7822 2	9181 2	10530 1
2	1259 23	2598 21	3950 19	5298 17	6642 14	7972 13	9282 10	10574 9
3	1257 35	2606 33	3889 30	5332 28	6688 25	8044 22	9392 19	10693 16
4	1259 47	2628 44	4003 42	5377 39	6749 36	8114 33	9461 29	10780 26
5	1247 59	2629 56	4252 52	5401 50	6782 47	8149 42	9499 39	10823 35
7	1218 84	2614 80	4013 76	5413 72	6806 68	8184 64	9543 60	10874 56
9	1167 107	2574 103	3983 99	5386 94	6780 90	8162 85	9529 80	10877 75
12	1089 143	2493 139	3904 133	5308 128	6696 122	8075 117	9443 110	10793 102
15	995 180	2400 173	3817 167	5225 160	6621 154	8003 148	9371 140	10718 131
20	769 241	2194 234	3618 225	5043 218	6462 210	7863 203	9238 194	10588 183
25	626 303	1955 294	3359 284	4771 274	6251 265	7608 256	8998 246	10360 236

Flow (GPM)

TORQUE (LB IN) 7608
 SPEED (RPM) 256

Cont.

Int.

Intermittent operation rating applies to 10% of every minute.

Fonctionnement interm. 10% max. de chaque minute d'utilisation.

Performance data based on testing using 10W40 oil with a viscosity of 200 SUS at 54° C (130° F). Performance data is typical. Actual data may vary slightly from one production motor to another.

Les données sur les performances sont basées sur des tests utilisant de l'huile 10W40 d'une viscosité de 200 SUS à 54°C (130°F). Ces données correspondent à des situations typiques. Les données réelles peuvent varier légèrement d'un moteur de production à l'autre.

014 TH.indd. js

Intermittierende Werte maximal 10% von jeder Betriebsminute.

Capacidad de funcionamiento intermitente valida para 10% por cada minuto.

Leistungsdaten sind gemessen mit SAE 10W40 bei einer Viskosität von 43,1 Cst bei 54°C. Geringfügige Abweichungen von den Katalogdaten sind möglich.

Datos tecnicos obtenidos con aceite 10W40 de 200 SUS de viscosidad a 54°C (130°F). Los datos proporcionados son valores típicos. Los valores exactos reales podrían tener una pequeña variación entre distintos motores.



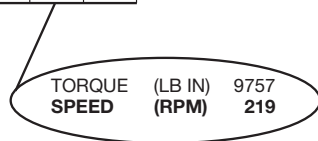
TH 0335

20.6 cu in / rev

PRESSURE (PSID)

	500	1000	1500	2000	2500	3000	3500	4000
.5	1297 4	2699 3	4128 1	5584 1				
1	1329 10	2741 8	4176 7	5630 5	7084 4	8551 2	10036 2	11496 1
2	1369 21	2832 19	4308 17	5787 15	7265 13	8718 11	10136 9	11534 8
3	1366 32	2838 30	4326 27	5817 25	7301 22	8781 20	10248 17	11685 14
4	1368 43	2858 40	4358 38	5861 35	7358 32	8850 29	10317 25	11748 22
5	1355 54	2858 51	4368 48	5880 45	7386 42	8880 38	10352 34	11791 30
7	1323 76	2840 73	4363 69	5888 65	7407 61	8908 57	10384 53	11829 47
9	1266 98	2791 94	4326 90	5856 85	7376 81	8884 76	10372 71	11834 64
12	1177 131	2698 127	4230 121	5759 116	7273 110	8773 105	10261 98	11726 90
15	1075 165	2594 159	4127 153	5654 146	7170 140	8670 134	10153 126	11613 116
20	833 221	2372 214	3915 205	5463 197	7008 189	8533 182	10026 173	11479 161
25	678 277	2142 269	3663 259	5189 248	6726 239	8257 230	9757 219	11219 209

Flow (GPM)



Cont.

Int.

Intermittent operation rating applies to 10% of every minute.

Fonctionnement interm. 10% max. de chaque minute d'utilisation.

Performance data based on testing using 10W40 oil with a viscosity of 200 SUS at 54° C (130° F). Performance data is typical. Actual data may vary slightly from one production motor to another.

Les données sur les performances sont basées sur des tests utilisant de l'huile 10W40 d'une viscosité de 200 SUS à 54°C (130°F). Ces données correspondent à des situations typiques. Les données réelles peuvent varier légèrement d'un moteur de production à l'autre.

014 TH.indd.js

Intermittierende Werte maximal 10% von jeder Betriebsminute.

Capacidad de funcionamiento intermitente valida para 10% por cada minuto.

Leistungsdaten sind gemessen mit SAE 10W40 bei einer Viskosität von 43,1 Cst bei 54°C. Geringfügige Abweichungen von den Katalogdaten sind möglich.

Datos tecnicos obtenidos con aceite 10W40 de 200 SUS de viscosidad a 54°C (130°F). Los datos proporcionados son valores típicos. Los valores exactos reales podrían tener una pequeña variación entre distintos motores.



Performance Data / Leistungsdaten
Puissance / Datos Tecnicos

LSHT Torqmotors™ and Nichols™ Motors
TH Series / Serie / Série HY13-1590-010/US,EU

TH 0360

360 cm³ / rev (22.2 in³ / rev)

	PRESSURE (PSID)						
	500	1000	1500	2000	2500	3000	3500
.5	1386 4	2883 3	4410 1	5965 1			
1	1420 9	2928 7	4461 7	6014 5	7567 4	9135 2	10721 2
2	1462 20	3025 18	4602 16	6182 14	7761 12	9313 10	10828 8
3	1459 30	3031 28	4621 25	6214 23	7799 21	9380 19	10947 16
4	1461 40	3053 37	4655 36	6261 33	7884 30	9454 27	11021 23
5	1447 51	3053 48	4666 45	6281 42	7890 39	9486 36	11059 32
7	1413 71	3034 68	4661 65	6290 61	7913 57	9516 53	11093 50
9	1352 92	2981 88	4621 84	6256 80	7879 76	9490 71	11080 66
12	1257 123	2882 119	4519 113	6152 109	7769 103	9372 98	10961 92
15	1148 154	2771 149	4409 143	6040 137	7659 131	9262 125	10846 118
20	890 207	2534 200	4182 192	5836 184	7486 177	9115 170	10710 162
25	724 259	2288 252	3913 242	5543 232	7185 224	8821 215	10423 205

Flow (GPM)

TORQUE (LB IN) 8821
 SPEED (RPM) 215

Cont.

Int.

Intermittent operation rating applies to 10% of every minute.

Fonctionnement interm. 10% max. de chaque minute d'utilisation.

Performance data based on testing using 10W40 oil with a viscosity of 200 SUS at 54° C (130° F). Performance data is typical. Actual data may vary slightly from one production motor to another.

Les données sur les performances sont basées sur des tests utilisant de l'huile 10W40 d'une viscosité de 200 SUS à 54°C (130°F). Ces données correspondent à des situations typiques. Les données réelles peuvent varier légèrement d'un moteur de production à l'autre.

014 TH.indd. js

Intermittierende Werte maximal 10% von jeder Betriebsminute.

Capacidad de funcionamiento intermitente valida para 10% por cada minuto.

Leistungsdaten sind gemessen mit SAE 10W40 bei einer Viskosität von 43,1 Cst bei 54°C. Geringfügige Abweichungen von den Katalogdaten sind möglich.

Datos tecnicos obtenidos con aceite 10W40 de 200 SUS de viscosidad a 54°C (130°F). Los datos proporcionados son valores típicos. Los valores exactos reales podrían tener una pequeña variación entre distintos motores.



TH 0405

24.7 cu in / rev

	PRESSURE (PSID)						
	500	1000	1500	2000	2500	3000	3500
.5	1544 4	3178 3	4840 2	6515 1	8185 1		
1	1593 8	3256 7	4928 6	6607 6	8303 5	9987 4	11652 3
2	1636 17	3351 16	5084 15	6817 14	8550 13	10272 12	11978 11
3	1637 27	3365 25	5106 23	6847 22	8588 21	10314 19	12031 18
4	1645 36	3394 34	5159 32	6920 30	8668 29	10402 27	12130 26
5	1640 45	3408 43	5201 41	6983 39	8733 37	10466 35	12194 33
7	1606 64	3396 61	5211 59	7003 56	8772 54	10527 51	12271 49
9	1551 82	3350 80	5176 77	6981 73	8763 70	10519 67	12269 64
12	1428 110	3238 107	5075 103	6888 99	8670 95	10424 91	12172 88
15	1310 138	3112 135	4948 130	6759 125	8545 120	10306 115	12060 111
20	1136 185	2862 181	4692 175	6518 168	8336 162	10122 156	11877 151
25			4492 219	6303 212	8084 204	9848 197	11585 190

Flow (GPM)

TORQUE (LB IN) 9848
 SPEED (RPM) 197

Cont.

Int.

Intermittent operation rating applies to 10% of every minute.

Fonctionnement interm. 10% max. de chaque minute d'utilisation.

Performance data based on testing using 10W40 oil with a viscosity of 200 SUS at 54° C (130° F). Performance data is typical. Actual data may vary slightly from one production motor to another.

Les donnees sur les performances sont basees sur des tests utilisant de l'huile 10W40 d'une viscosite de 200 SUS a 54°C (130°F). Ces donnees correspondent a des situations typiques. Les donnees reelles peuvent varier legerement d'un moteur de production a l'autre.

014 TH.indd.js

Intermittierende Werte maximal 10% von jeder Betriebsminute.

Capacidad de funcionamiento intermitente valida para 10% por cada minuto.

Leistungsdaten sind gemessen mit SAE 10W40 bei einer Viskosität von 43,1 Cst bei 54°C. Geringfügige Abweichungen von den Katalogdaten sind möglich.

Datos tecnicos obtenidos con aceite 10W40 de 200 SUS de viscosidad a 54°C (130°F). Los datos proporcionados son valores tipicos. Los valores exactos reales podrian tener una pequena variacion entre distintos motores.

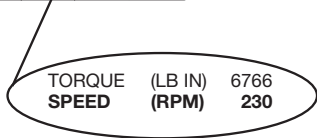


TH 0475

29.1 cu in / rev

	PRESSURE (PSID)					
	500	1000	1500	2000	2500	3000
.5	1768 3	3732 3	5733 2	7744 1	9762 1	
1	1868 7	3878 7	5879 6	7851 5	9838 4	11830 3
2	1964 15	4055 14	6180 14	8237 12	10241 10	12136 8
3	1972 23	4074 22	6208 21	8321 19	10379 17	12355 13
4	2005 31	4135 30	6287 29	8382 27	10463 24	12496 20
5	2004 39	4129 38	6304 37	8428 34	10514 31	12544 26
7	1990 55	4133 54	6308 52	8445 50	10555 45	12602 40
9	1924 70	4104 69	6285 68	8430 65	10528 60	12608 54
12	1775 94	3974 93	6157 91	8328 87	10446 82	12528 75
15	1619 118	3784 116	5990 114	8188 110	10311 104	12372 96
20	1314 157	3373 156	5629 153	7853 149	10038 141	12145 132
25	1141 197	3029 196	5220 193	7427 189	9629 182	11757 174
30	606 237	2505 236	4649 233	6766 230	8878 224	10989 219

Flow (GPM)



Cont.

Int.

Intermittent operation rating applies to 10% of every minute.

Fonctionnement interm. 10% max. de chaque minute d'utilisation.

Performance data based on testing using 10W40 oil with a viscosity of 200 SUS at 54° C (130° F). Performance data is typical. Actual data may vary slightly from one production motor to another.

Les données sur les performances sont basées sur des tests utilisant de l'huile 10W40 d'une viscosité de 200 SUS à 54°C (130°F). Ces données correspondent à des situations typiques. Les données réelles peuvent varier légèrement d'un moteur de production à l'autre.

014 TH.indd. js

Intermittierende Werte maximal 10% von jeder Betriebsminute.

Capacidad de funcionamiento intermitente valida para 10% por cada minuto.

Leistungsdaten sind gemessen mit SAE 10W40 bei einer Viskosität von 43,1 Cst bei 54°C. Geringfügige Abweichungen von den Katalogdaten sind möglich.

Datos tecnicos obtenidos con aceite 10W40 de 200 SUS de viscosidad a 54°C (130°F). Los datos proporcionados son valores típicos. Los valores exactos reales podrían tener una pequeña variación entre distintos motores.

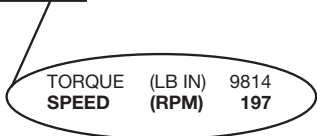


TH 0530

32.2 cu in / rev

	PRESSURE (PSID)				
	500	1000	1500	2000	2500
.5	2080 3	4256 3	6479 2	8726 2	11012 1
1	2158 7	4372 6	6592 6	8779 5	10994 4
2	2246 14	4567 13	6869 12	9126 11	11376 9
3	2242 21	4578 20	6916 19	9237 17	11500 14
4	2253 28	4625 27	6977 25	9296 23	11586 20
5	2235 35	4629 34	7002 32	9333 29	11626 26
7	2182 49	4599 48	7006 46	9362 42	11659 38
9	2095 63	4535 62	6960 59	9330 55	11650 50
12	1943 85	4390 83	6825 80	9217 75	11549 69
15	1753 106	4199 104	6638 100	9052 95	11408 87
20	1327 141	3783 139	6262 135	8701 129	11086 120
25	1011 177	3300 175	5751 171	8210 165	10639 158
30	269 213	2698 211	5083 208	7415 203	9814 197

Flow (GPM)



Cont.

Int.

Intermittent operation rating applies to 10% of every minute.

Fonctionnement interm. 10% max. de chaque minute d'utilisation.

Performance data based on testing using 10W40 oil with a viscosity of 200 SUS at 54° C (130° F). Performance data is typical. Actual data may vary slightly from one production motor to another.

Les données sur les performances sont basées sur des tests utilisant de l'huile 10W40 d'une viscosité de 200 SUS à 54°C (130°F). Ces données correspondent à des situations typiques. Les données réelles peuvent varier légèrement d'un moteur de production à l'autre.

014 TH.indd.js

Intermittierende Werte maximal 10% von jeder Betriebsminute.

Capacidad de funcionamiento intermitente valida para 10% por cada minuto.

Leistungsdaten sind gemessen mit SAE 10W40 bei einer Viskosität von 43,1 Cst bei 54°C. Geringfügige Abweichungen von den Katalogdaten sind möglich.

Datos técnicos obtenidos con aceite 10W40 de 200 SUS de viscosidad a 54°C (130°F). Los datos proporcionados son valores típicos. Los valores exactos reales podrían tener una pequeña variación entre distintos motores.



TH 0625

38.0 cu in / rev

	PRESSURE (PSID)				
	500	1000	1500	1750	2250
.5	1939 2	4593 1			
1	2087 5	4665 3	7283 2	8680 2	11579 1
2	2338 11	4991 9	7590 8	8853 7	11458 5
3	2386 17	5101 15	7753 13	9055 12	11689 9
4	2457 23	5202 21	7872 19	9174 17	11769 14
5	2479 29	5246 27	7943 25	9242 23	11821 18
7	2464 41	5273 39	7995 36	9306 34	11859 28
9	2401 53	5223 51	7993 48	9337 45	11935 39
12	2254 71	5092 69	7886 65	9239 62	11900 54
15	2052 89	4901 87	7721 83	9086 80	11763 70
20	1600 120	4490 117	7334 112	8725 109	11424 98
25	1063 151	3933 148	6818 144	8235 140	11021 131
30	359 182	3250 180	6074 176	7443 172	10179 165

Flow (GPM)

TORQUE (LB IN) 7443
 SPEED (RPM) 172

Cont.

Int.

Intermittent operation rating applies to 10% of every minute.

Fonctionnement interm. 10% max. de chaque minute d'utilisation.

Performance data based on testing using 10W40 oil with a viscosity of 200 SUS at 54° C (130° F). Performance data is typical. Actual data may vary slightly from one production motor to another.

Les données sur les performances sont basées sur des tests utilisant de l'huile 10W40 d'une viscosité de 200 SUS à 54°C (130°F). Ces données correspondent à des situations typiques. Les données réelles peuvent varier légèrement d'un moteur de production à l'autre.

014 TH.indd. js

Intermittierende Werte maximal 10% von jeder Betriebsminute.

Capacidad de funcionamiento intermitente valida para 10% por cada minuto.

Leistungsdaten sind gemessen mit SAE 10W40 bei einer Viskosität von 43,1 Cst bei 54°C. Geringfügige Abweichungen von den Katalogdaten sind möglich.

Datos tecnicos obtenidos con aceite 10W40 de 200 SUS de viscosidad a 54°C (130°F). Los datos proporcionados son valores típicos. Los valores exactos reales podrían tener una pequeña variación entre distintos motores.



Performance Data / Leistungsdaten
Puissance / Datos Tecnicos

LSHT Torqmotors™ and Nichols™ Motors
TH Series / Serie / Série HY13-1590-010/US,EU

TH 0785

48.0 cu in / rev

PRESSURE (PSID)

	500	1000	1500	2000
.5	2910 2	6153 2	9607 1	12950 1
1	3011 4	6296 4	9670 3	12919 3
2	3217 9	6536 8	9935 7	13060 6
3	3220 14	6613 13	9977 11	13079 9
4	3265 19	6679 17	10021 15	13078 13
5	3263 23	6703 22	10047 19	13103 16
7	3218 33	6722 31	10068 28	13062 24
9	3107 43	6664 41	10108 36	13185 31
12	2892 57	6489 55	9959 49	13082 42
15	2643 71	6238 69	9733 62	12938 54
20	2044 95	5673 92	9239 85	12636 75
25	2313 119	4976 117	8571 110	12073 101
30	496 143	4104 141	7582 137	11024 130

Flow (GPM)

TORQUE (LB IN) 11024
 SPEED (RPM) 130

TH 0960

58.5 cu in / rev

PRESSURE (PSID)

	500	1000	1500
.5	3692 2	7712 1	11750 1
1	3788 3	7858 3	11895 3
2	3900 7	8045 7	12058 6
3	3905 11	8078 11	12135 10
4	3939 15	8155 14	12210 13
5	3923 19	8173 18	12238 17
7	3860 27	8160 26	12262 24
9	3733 35	8074 34	12224 31
12	3475 47	7848 45	12062 42
15	3149 58	7545 57	11823 53
20	2437 78	6843 76	11227 72
25	2969 98	5990 96	10360 92
30	603 118	4919 117	9170 113

Flow (GPM)

TORQUE (LB IN) 9170
 SPEED (RPM) 113

Cont.

Int.

Intermittent operation rating applies to 10% of every minute.

Fonctionnement interm. 10% max. de chaque minute d'utilisation.

Performance data based on testing using 10W40 oil with a viscosity of 200 SUS at 54° C (130° F). Performance data is typical. Actual data may vary slightly from one production motor to another.

Les données sur les performances sont basées sur des tests utilisant de l'huile 10W40 d'une viscosité de 200 SUS à 54°C (130°F). Ces données correspondent à des situations typiques. Les données réelles peuvent varier légèrement d'un moteur de production à l'autre.

014 TH.indd.js

Intermittierende Werte maximal 10% von jeder Betriebsminute.

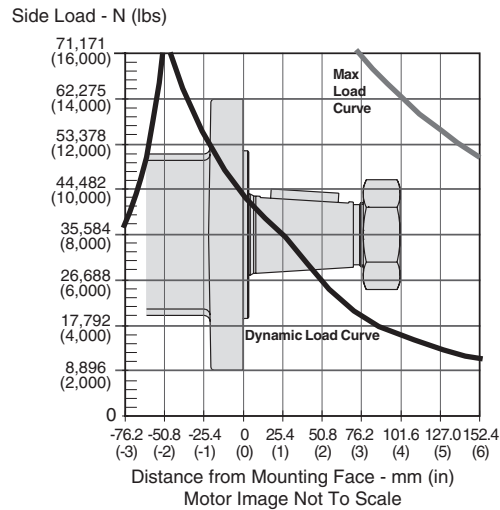
Capacidad de funcionamiento intermitente valida para 10% por cada minuto.

Leistungsdaten sind gemessen mit SAE 10W40 bei einer Viskosität von 43,1 Cst bei 54°C. Geringfügige Abweichungen von den Katalogdaten sind möglich.

Datos tecnicos obtenidos con aceite 10W40 de 200 SUS de viscosidad a 54°C (130°F). Los datos proporcionados son valores tipicos. Los valores exactos reales podrian tener una pequena variacion entre distintos motores.

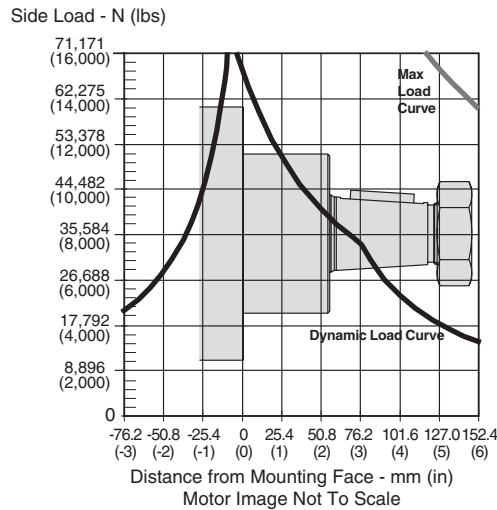


Flange Mount / Standardgehäuse
Monture à bride(s) / Montaje de brida



The dynamic side load curve is based on uni-directional steady state loads for L_{10} bearing life at 6×10^6 revolutions. Die zulässige auslegbare radiale Wellenbelastungskurve ist unter ruhenden, einseitig statisch gerichteten Lastverhältnissen auf eine L_{10} Lebensdauer mit 6×10^6 Umdrehungen kalkuliert. La courbe de charge latérale permise se base sur des charges unidirectionnelles en régime permanent pour le roulement L_{10} à 6×10^6 révolutions. La curva de valores admisibles de carga lateral está basada en cargas constantes para cojinetes L_{10} a 6×10^6 revoluciones.

Wheel Mount / Radnabengehäuse
Monture à roue / Montaje de rueda



The maximum load curve is defined by bearing static load capacity. This curve should not be exceeded at any time including shock loads. Die maximale radiale Wellenbelastungskurve ist definiert als maximale statische Last ohne Drehzahl. Sie gilt als Grenze und sollte keinesfalls überschritten werden. La courbe de charge maximale est définie par la capacité de charge statique portante. Cette courbe ne devrait être dépassée en aucun moment y compris pour les charges par à-coups. La curva de carga máxima queda definida por la capacidad de carga estática del cojinete. No se deben superar los valores de esta curva, ni siquiera con cargas provisionales de impacto.

Equation to Calculate the Expected Radial Bearing Life
Gleichung zur Ermittlung der Lagerlebensdauer

Equation to calculate the dynamic bearing life for a given load:
 Bestimmung der erlaubten radialen Wellenbelastung mit vorgegebener Last

Use F_a , F_b and S in equation to determine hours of L_{10} bearing life.
 Die Lebensdauer in Stunden ergibt sich durch einsetzen von F_a , F_b , und S in die nachstehende Formel.

$$L = \frac{6 \times 10^6}{60 \times S} \left\{ \frac{F_a}{F_b} \right\}^{3.33}$$

Where / Mit:

- S = Shaft Speed RPM / Abtriebswellendrehzahl in min^{-1}
- L = Life In Hours / Lebensdauer in Stunden
- F_a = Dynamic side load defined by above curve at a distance from mounting flange. / Erlaubte radiale Wellenbelastung als Function der Laenge
- F_b = Application side load. / Anwendungsseitige Wellenbelastung

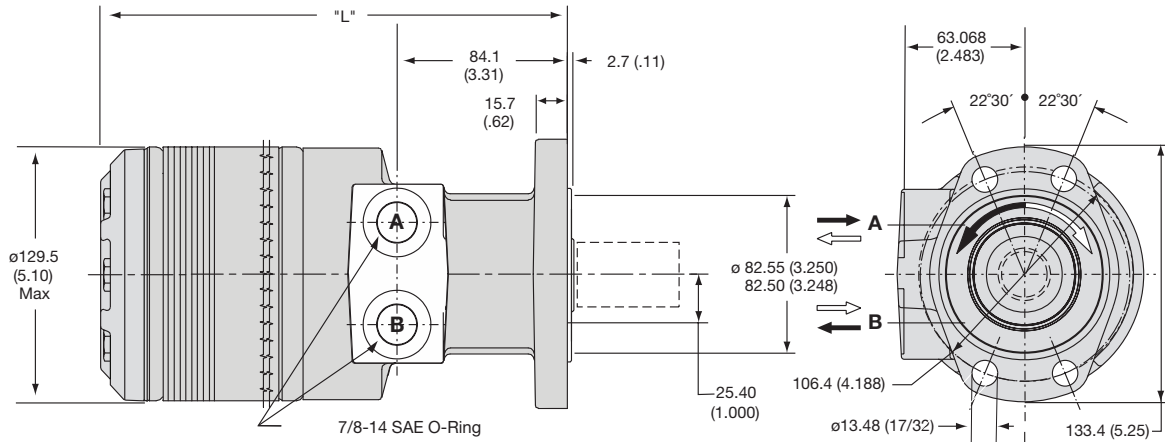
Note: Calculations are based on L_{10} bearing life per ISO 281.
 Auslegung basiert auf einer L_{10} Lebensdauer nach ISO 281.

014 TH.indd, js



Code: MS

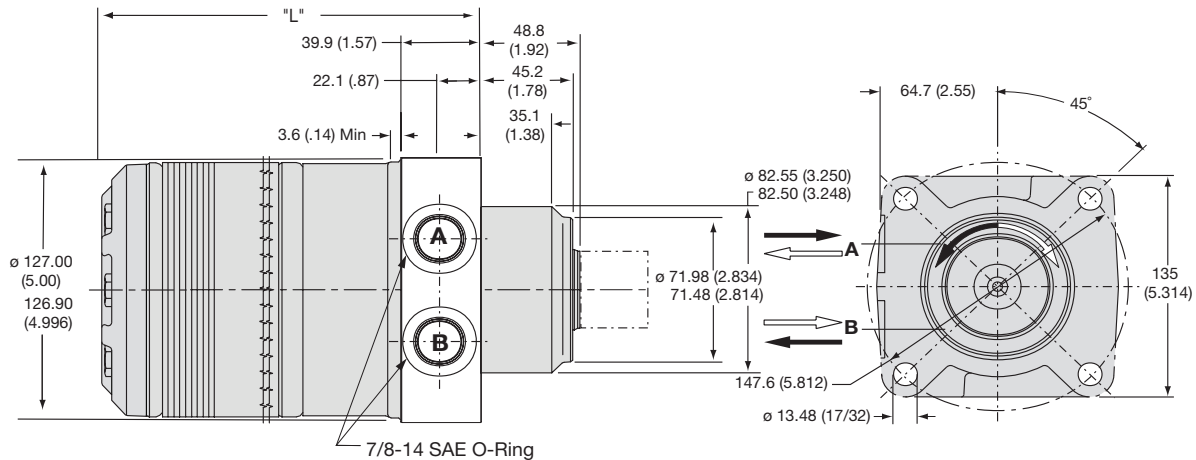
Magneto, 7/8-14 SAE O-Ring



Code MS	disp.	0140	0170	0195	0240	0280	0310	0335	0405	0475	0530	0625	0785	0960
Weight/Gewicht	kg	14.7	14.9	15.2	15.5	15.9	16.3	16.1	16.9	17.6	18.3	19.0	20.6	22.3
Poids/Peso	(lb)	(32.3)	(32.8)	(33.4)	(34.2)	(35.1)	(35.9)	(35.4)	(37.3)	(38.7)	(40.4)	(41.9)	(45.4)	(49.1)
Length	"L" mm	215.9	218.9	222.3	227.1	231.6	238.0	235.0	245.4	254.0	260.4	269.7	288.8	307.8
	"L" (in)	(8.50)	(8.62)	(8.75)	(8.94)	(9.12)	(9.37)	(9.25)	(9.66)	(10.00)	(10.25)	(10.62)	(11.37)	(12.12)

Code: US

Wheel, Standard, 7/8-14 SAE O-Ring



Code US	disp.	0140	0170	0195	0240	0280	0310	0335	0405	0475	0530	0625	0785	0960
Weight/Gewicht	kg	16.9	17.2	17.4	17.8	18.2	18.4	18.6	19.2	19.8	20.6	21.3	22.9	24.5
Poids/Peso	(lb)	(37.3)	(37.8)	(38.4)	(39.2)	(40.1)	(40.5)	(40.9)	(42.3)	(43.7)	(45.4)	(46.9)	(50.4)	(54.1)
Length	"L" mm	173.2	176.5	179.6	184.4	189.2	191.8	195.6	202.9	211.3	217.7	227.3	246.4	265.4
	"L" (in)	(6.82)	(6.95)	(7.07)	(7.26)	(7.45)	(7.55)	(7.70)	(7.99)	(8.32)	(8.57)	(8.95)	(9.70)	(10.45)

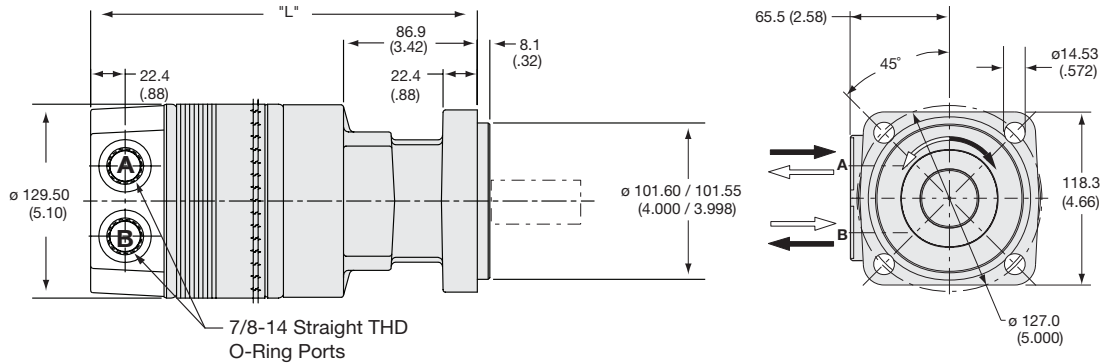
English equivalents for metric specifications are shown in ().

014 TH.indd, js



Code: PB

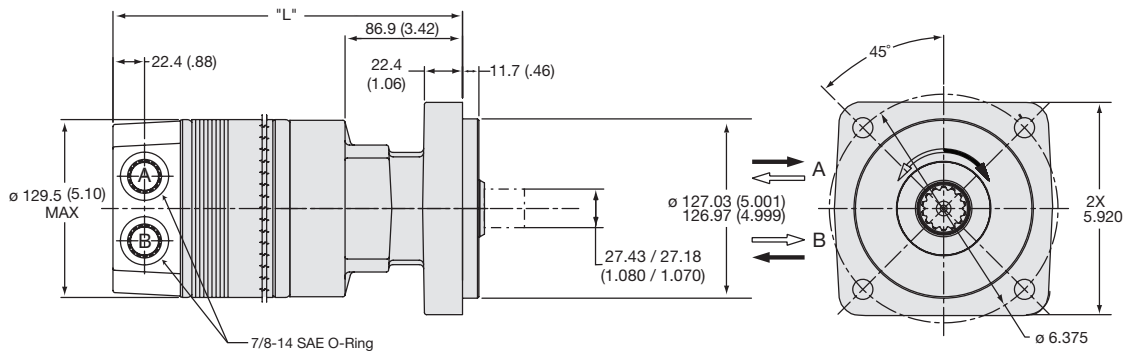
SAE "B" 4 Bolt, Rear 7/8-14 SAE O-Ring Radial



Code PB	disp.	0140	0170	0195	0240	0280	0310	0335	0405	0475	0530	0625	0785	0960
Weight/Gewicht	kg	16.9	17.2	17.4	17.8	18.2	18.4	18.6	19.2	19.8	20.6	21.3	22.9	24.5
Poids/Peso	(lb)	(37.3)	(37.8)	(38.4)	(39.2)	(40.1)	(40.5)	(40.9)	(42.3)	(43.7)	(45.4)	(46.9)	(50.4)	(54.1)
Length	"L" mm	235.2	238.3	241.6	246.4	251.0	254.0	257.3	264.9	273.3	279.7	289.3	308.4	327.4
	"L" (in)	(9.26)	(9.38)	(9.51)	(9.70)	(9.88)	(10.0)	(10.13)	(10.43)	(10.76)	(11.01)	(11.39)	(12.14)	(12.89)

Code: KB

SAE CC 4 Bolt, Rear 7/8-14 SAE O-Ring Radial



Code KB	disp	0140	0170	0195	0240	0280	0310	0335	0405	0475	0530	0625	0785	0960
Weight/Gewicht	kg	19.4	19.4	19.9	20.3	20.7	20.9	21.0	21.7	22.3	23.1	23.8	25.4	27.0
Poids/Peso	(lb)	(42.8)	(43.3)	(43.9)	(44.7)	(45.6)	(46.0)	(46.4)	(47.8)	(49.2)	(50.9)	(52.4)	(55.9)	(59.6)
Length "L"	mm	231.9	235.2	238.3	243.1	247.9	251.0	254.3	261.6	270.0	276.4	286.0	305.1	324.1
	(in)	(9.13)	(9.26)	(9.38)	(9.57)	(9.76)	(9.88)	(10.01)	(10.3)	(10.63)	(10.88)	(11.26)	(12.01)	(12.76)

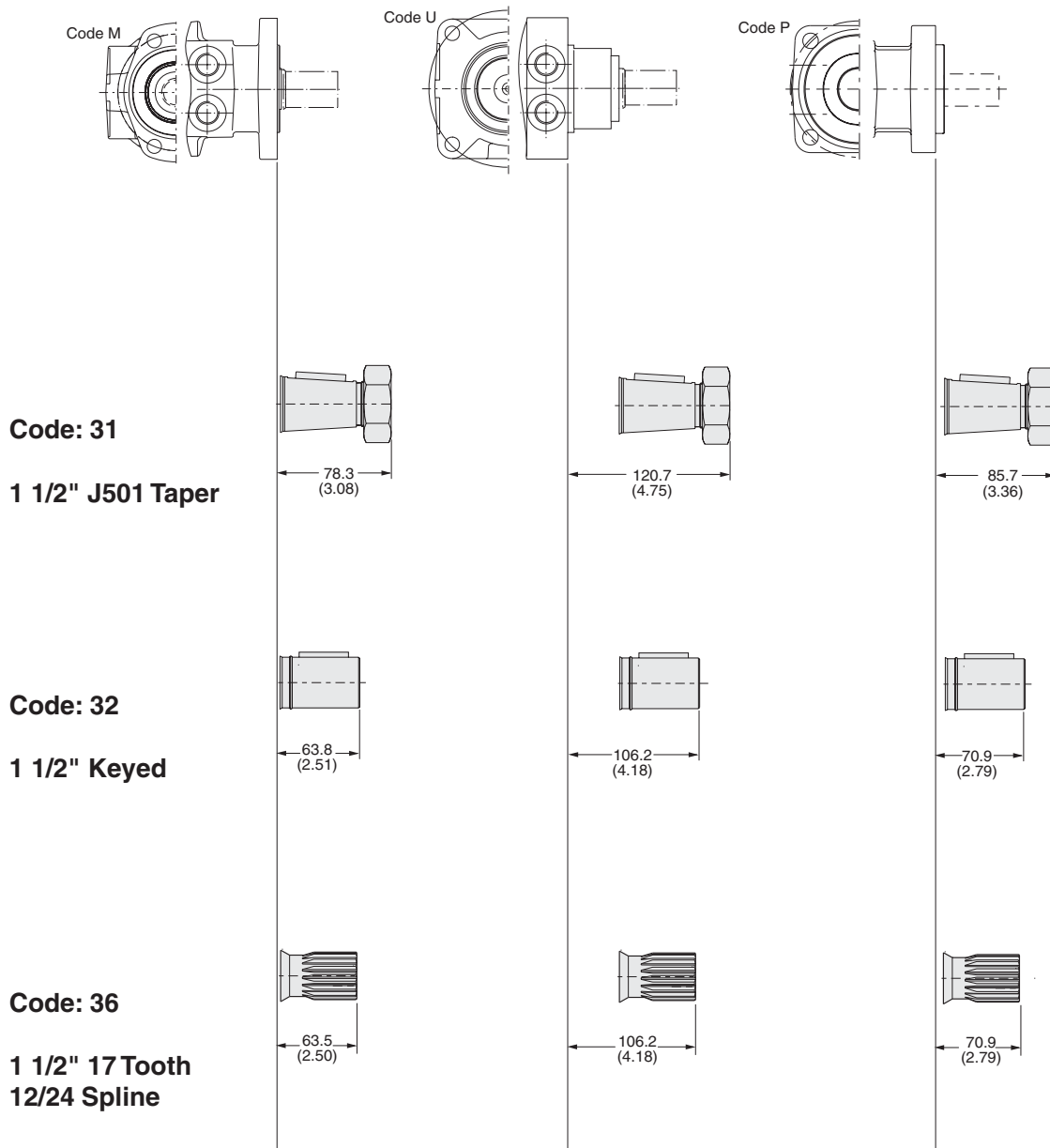
English equivalents for metric specifications are shown in ().

014 TH.indd, js



Shafts / Abtriebswellen
Arbre / Ejes

LSHT Torqmotors™ and Nichols™ Motors
TH Series / Serie / Série HY13-1590-010/US,EU

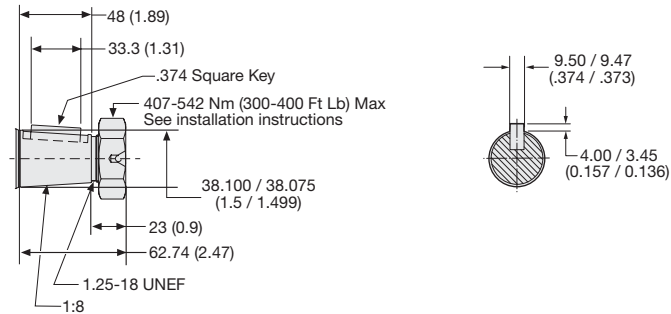


English equivalents for metric specifications are shown in ().

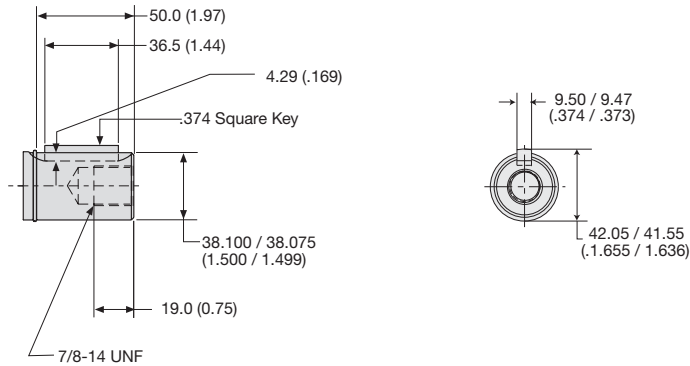
014 TH.indd, js



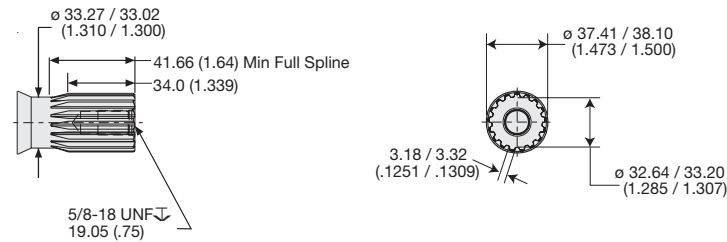
Code: 31
1 1/2" J501 Taper



Code: 32
1 1/2" Keyed



Code: 36
1 1/2" 17 Tooth
12/24 Spline



English equivalents for metric specifications are shown in ().

014 TH.indd.js




Technical Information / Technische Information / Segni/Informacion Tecnica

**LSHT Torqmotors™ and Nichols™ Motors
BH Series Brake Motor** HY13-1590-010/US,EU

13 Displacements	(8.6 to 58.5 in3/rev)	
13 Schluckvolumen	141 ... 959 cm ³ /rev	
13 Cylindrée		
13 Desplazamientos		
	Cont.	Int.
Maximum Pressure	(3000 psid)	(4000 psid)
Eingangsdruck	... 207 bar	... 276 bar
Pression entrée		
Presion Maxima		
Maximum Oil Flow	(30 gpm)	
Schluckstrom	... 114 lpm	
Débit d'huile		
Caudal Maximo de Aceite		
Maximum Speed	(660 rpm)	
Drehzahl	660 rpm	
Vitesse de rotation		
Velocidad Maxima		
	Cont.	Int.
Maximum Torque	(9,239 lb in)	(12,636 lb in)
MaxDrehmoment	1044 Nm	1428 Nm
Couple		
Torque Maximo		
Maximum Side Load at Key	(4790 lb)	
Seitenlast	... 21306 N	
Charges latérales		
Carga Maxima Lateral		

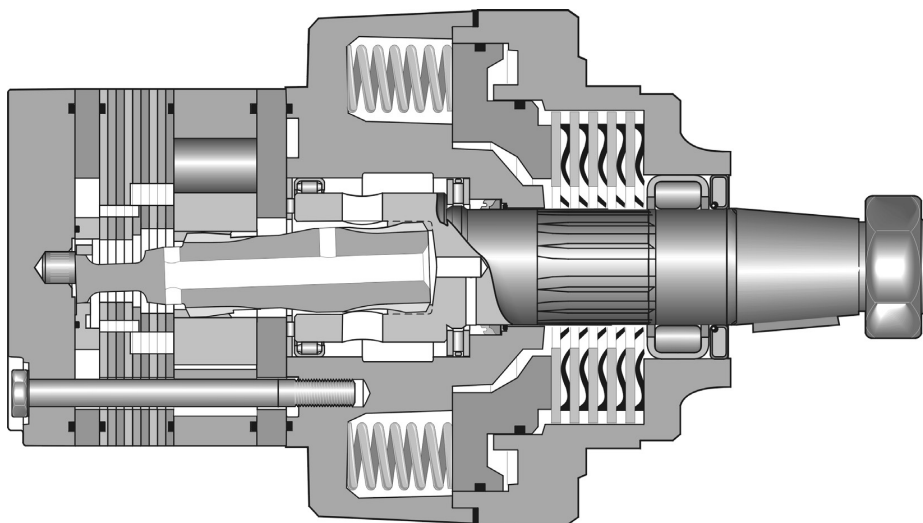
Exceptional Strength and Durability in a High Performance Motor/Brake Package

This brake motor consists of a BH Series motor integrated into a wet disc, spring applied, hydraulically released brake. Standard holding capacity is 16,000 lb in of holding torque. The brake is front mounted for reliable operation even in the event of a system failure. The brake release port is capable of pressures to 3000 PSI.



Rated Brake Holding Capacity @ Zero Release Pressure Nm (in-lbs)	Minimum Full Release Pressure bar (PSI)
1800 (16,000)	22 (315)
16,000 in-lbs is standard holding capacity. For other holding capacities, see page 287.	



! CAUTION!
See installation/operating instructions for product cautions and proper use.








015 BH Brake.indd, js



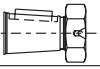

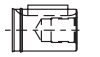

Code	cm ³ /tr cm ³ /giro cm ³ /U	in ³ /rev
0140	141	8.6
0170	169	10.3
0195	195	11.9
0240	238	14.5
0280	280	17.1
0310	310	18.9
0335	337	20.6
0360	360	22.2
0405	405	24.7
0475	477	29.1
0530	528	32.3
0625	623	38.0
0785	786	48.0
0960	959	58.5

Code	Mounting
A	Front Mtg/Front Bolting 1/2-13 UNC Thd 
C	Rear Mtg/Thru Bolting 

Code	Ports
A	7/8-14 SAE O-Ring; Rear Axial 
B	7/8-14 SAE O-Ring; Rear Radial 
E	Manifold; Rear Radial 
M*	5/16-18 UNC Manifold 
S	7/8-14 SAE 

For performance data curves, see TH section.

For other available options, see pages 237-238.

XX		0		XXXX	
Shaft Welle Arbre Eje		Rotation Drehrichtung Direction de rotation Rotacion		Options Opciones	
Code	Shaft	Code	Front Port Rotation	Code	Options
31	1 1/2" J501 Taper 	0	Standard 	AAAA	Standard, Black Paint
32	1 1/2" Keyed 	1	Reverse Timed Manifold 	AAAB	Standard, No Paint
				AAAF ¹⁵	Castle Nut, Black Paint
				AABP ¹⁵	Castle Nut, No Paint
				AAAG	Fluorocarbon Seals, Black Paint
				AAAH	Fluorocarbon Seals, No Paint
				AAAJ	High Temperature Commutator Seals, Black Paint
				AAFG	High Temperature Commutator Seals, No Paint
				AAFW	Fluorocarbon seals, High Temperature Commutator Seals, Black paint
				AAFA	Fluorocarbon seals, High Temperature Commutator Seals, No paint
				AANG ¹⁵	Fluorocarbon seals, High Temperature Commutator Seals, Castle Nut, Black paint
				AADD ¹⁵	Fluorocarbon seals, High Temperature Commutator Seals, Castle Nut, No paint
				AABJ	Free Running Rotor Set, Black Paint
				AABK	Free Running Rotor Set, No Paint
				BBBA ¹⁰	1000 PSI/69 Bar Internal Bidirectional Relief, Black Paint
				BBBM ¹⁰	1000 PSI/69 Bar Internal Bidirectional Relief, No Paint
				BBBG ¹⁰	1500 PSI/103 Bar Internal Bidirectional Relief, Black Paint
				BBBJ ¹⁰	1500 PSI/103 Bar Internal Bidirectional Relief, No Paint
				BBBB ^{10,16}	2000 PSI/138 Bar Internal Bidirectional Relief, Black Paint
				BBBN ^{10,16}	2000 PSI/138 Bar Internal Bidirectional Relief, No Paint
				BBDL ^{10,17}	2500 PSI/172 Bar Internal Bidirectional Relief, Black Paint
				BBCG ^{10,17}	2500 PSI/172 Bar Internal Bidirectional Relief, No Paint
				BBBC ^{10,18}	3000 PSI/207 Bar Internal Bidirectional Relief, Black Paint
				BBBF ^{10,18}	3000 PSI/207 Bar Internal Bidirectional Relief, No Paint
				BBBD ^{10,19}	4000 PSI/276 Bar Internal Bidirectional Relief, Black Paint
				BBBW ^{10,19}	4000 PSI/276 Bar Internal Bidirectional Relief, No Paint
				AANB	6000 lb in Brake Holding Capacity, Black Paint
				AAXY	9000 lb in Brake Holding Capacity, Black Paint

¹⁵ Available only with shaft codes 08 and 19

¹⁰ Not available with ports code A, B or E

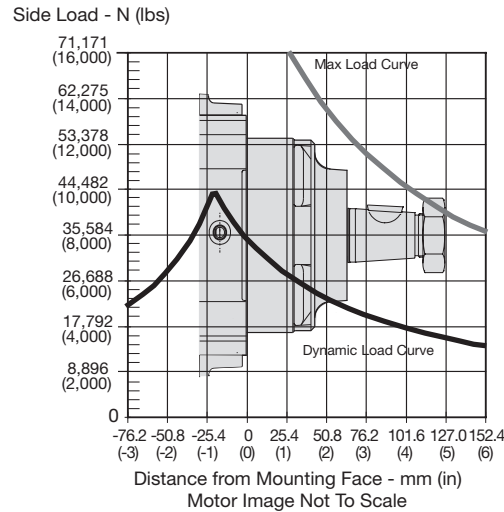
¹⁶ Not available with displacement 0960

¹⁷ Not available with displacements 0625, 0785 or 0960

¹⁸ Not available with displacements 0530, 0625, 0785 or 0960

¹⁹ Not available with displacements 0360, 0405, 0530, 0625, 0785 or 0960

Wheel Mount/Radnabengenhause
Monture à roue/ Montaje de rueda



The maximum load curve is defined by bearing static load capacity. This curve should not be exceeded at any time including shock loads.
 Die maximale radiale Wellenbelastungskurve ist definiert als maximale statische Last ohne Drehzahl. Sie gilt als Grenze und sollte keinesfalls überschritten werden.
 La courbe de charge maximale est définie par la capacité de charge statique portante. Cette courbe ne devrait être dépassée en aucun moment y compris pour les charges par à-coups.
 La curva de carga máxima queda definida por la capacidad de carga estática del cojinete. No se deben superar los valores de esta curva, ni siquiera con cargas provisionarias de impacto.

The dynamic side load curve is based on uni-directional steady state loads for L_{10} bearing life at 6×10^6 revolutions.
 Die zulässige auslegbare radiale Wellenbelastungskurve ist unter ruhenden, einseitig statisch gerichteten Lastverhältnissen auf eine L_{10} Lebensdauer mit 6×10^6 Umdrehungen kalkuliert.
 La courbe de charge latérale permise se base sur des charges unidirectionnelles en régime permanent pour le roulement L_{10} à 6×10^6 révolutions.
 La curva de valores admisibles de carga lateral está basada en cargas constantes para cojinetes L_{10} a 6×10^6 revoluciones.

Equation to Calculate the Expected Radial Bearing Life
Gleichung zur Ermittlung der Lagerlebensdauer

Equation to calculate the dynamic bearing life for a given load:
 Bestimmung der erlaubten radialen Wellenbelastung mit vorgegebener Last

Use F_a , F_b and S in equation to determine hours of L_{10} bearing life.
 Die Lebensdauer in Stunden ergibt sich durch einsetzen von F_a , F_b , und S in die nachstehende Formel.

$$L = \frac{6 \times 10^6}{60 \times S} \left\{ \frac{F_a}{F_b} \right\}^{3.33}$$

Where / Mit:

- S = Shaft Speed RPM / Abtriebswellendrehzahl in min^{-1}
- L = Life In Hours / Lebensdauer in Stunden
- F_a = Dynamic side load defined by above curve at a distance from mounting flange. / Erlaubte radiale Wellenbelastung als Funktion der Laenge
- F_b = Application side load. / Anwendungsseitige Wellenbelastung

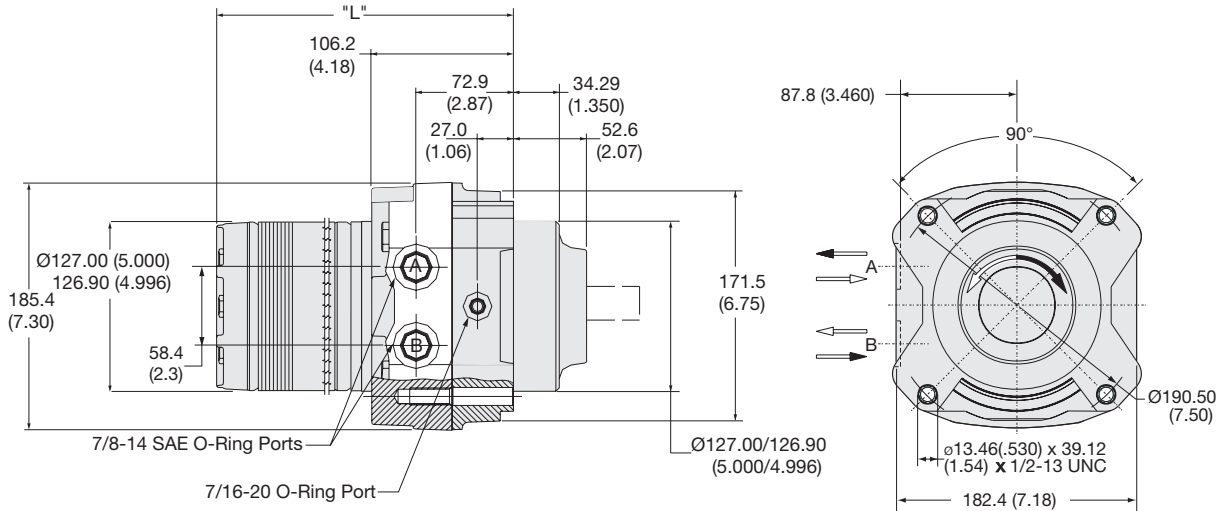
Note: Calculations are based on L_{10} bearing life per ISO 281.
 Auslegung basiert auf einer L_{10} Lebensdauer nach ISO 281

Mounting, Ports/Gehäuse, Anschlüsse
Carter, Orifices / Montaje, Lumbreras

LSHT Torqmotors™ and Nichols™ Motors
BH Series Brake Motor HY13-1590-010/US,EU

Code: AS

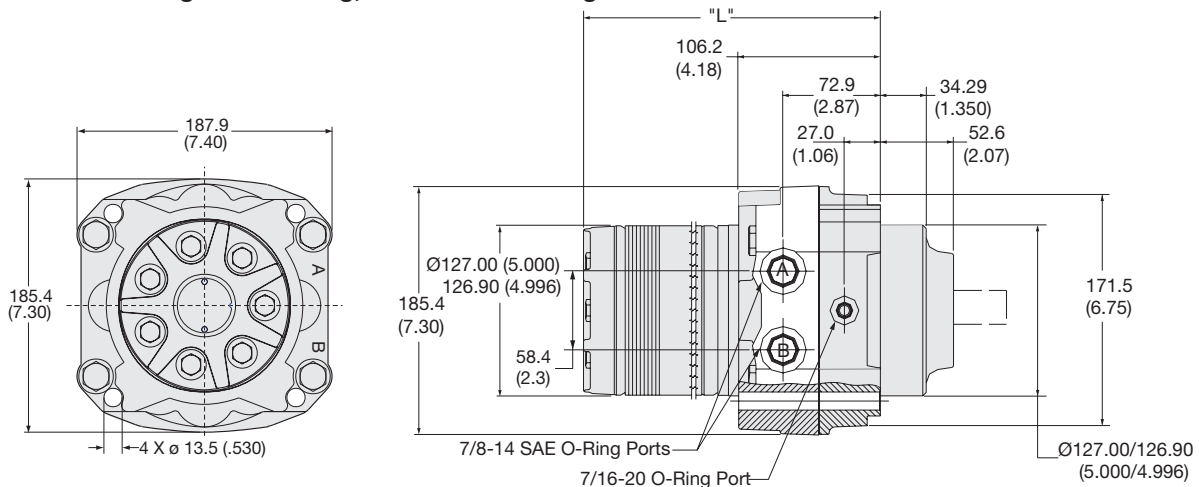
Front Mounting / Front Bolting, 7/8-14 SAE O-Ring



Code AS	0140	0170	0195	0240	0280	0310	0335	0405	0475	0530	0625	0785	0960	
Weight/Gewicht	kg	27.3	27.5	27.8	28.1	28.5	28.7	28.9	29.5	30.2	30.9	31.7	33.2	34.9
Poids/Peso	(lb)	(60.2)	(60.8)	(61.3)	(62.1)	(63.0)	(63.5)	(63.9)	(65.2)	(66.7)	(68.3)	(69.9)	(73.3)	(77.1)
Length	"L" mm	198.6	201.7	205.0	209.6	214.4	217.9	220.7	228.1	236.7	243.1	252.5	271.5	290.6
	"L" (in)	(7.82)	(7.94)	(8.07)	(8.25)	(8.44)	(8.58)	(8.69)	(8.98)	(9.32)	(9.57)	(9.94)	(10.69)	(11.44)

Code: CS

Rear Mounting/Thru Bolting, 7/8-14 SAE O-Ring



Code CS	0140	0170	0195	0240	0280	0310	0335	0405	0475	0530	0625	0785	0960	
Weight/Gewicht	kg	27.3	27.5	27.8	28.1	28.5	28.7	28.9	29.5	30.2	30.9	31.7	33.2	34.9
Poids/Peso	(lb)	(60.2)	(60.8)	(61.3)	(62.1)	(63.0)	(63.5)	(63.9)	(65.2)	(66.7)	(68.3)	(69.9)	(73.3)	(77.1)
Length	"L" mm	198.6	201.7	205.0	209.6	214.4	217.9	220.7	228.1	236.7	243.1	252.5	271.5	290.6
	"L" (in)	(7.82)	(7.94)	(8.07)	(8.25)	(8.44)	(8.58)	(8.69)	(8.98)	(9.32)	(9.57)	(9.94)	(10.69)	(11.44)

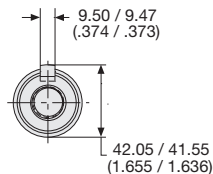
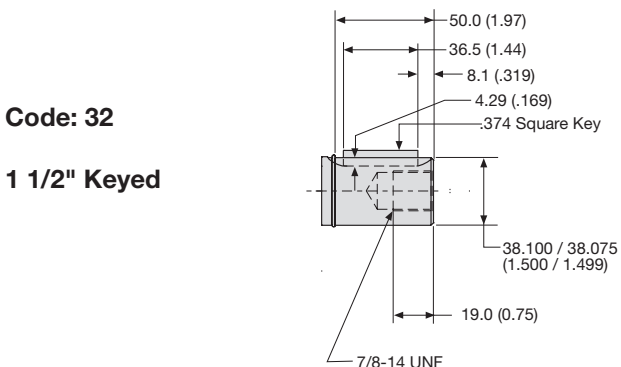
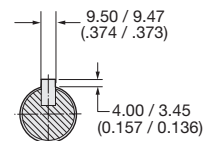
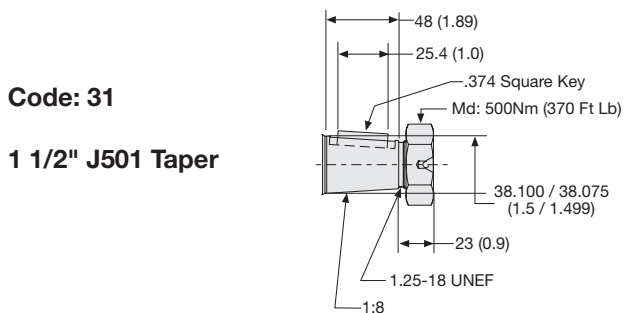
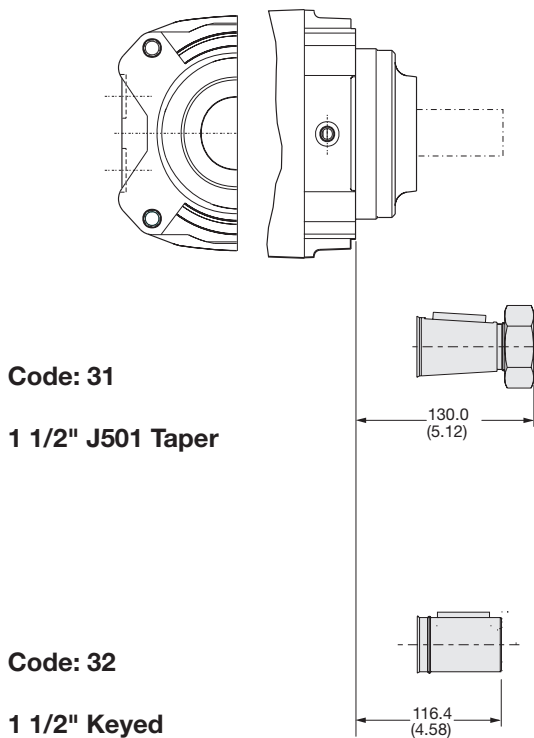
English equivalents for metric specifications are shown in ().

015 BH Brake.indd, js



Shafts / Abtriebswellen
Arbre / Ejes

LSHT Torqmotors™ and Nichols™ Motors
BH Series Brake Motor HY13-1590-010/US,EU



English equivalents for metric specifications are shown in ().

015 BH Brake.indd, js



Standard Options

LSHT Torqmotors™ and Nichols™ Motors Medium Duty Motors

HY13-1590-010/US,EU

TF/DF	Clutch	Availability				Code		Description
		TG/DG	TH	BG/BH	TL	Painted	Unpainted	
x	x	x	x	x	x	AAAA	AAAB	Black Paint
x	x	x	x	x	x	AAAC	-	Double Paint
x ⁹	x	x ¹⁵	x ¹⁵	x ¹⁵	x	AAAF	AABP	Castle Nut
x	x	x	x	x	x	AAAG	AAAH	Fluorocarbon Seals
x	x	x	x	x	x	AAAJ	AAFG	High Temperature Commutator Seal
x	x	x	x	x		AABJ	AABK	Free Running Rotorset
x ¹⁰		x ¹⁰	x ¹⁰	x		AAAT	AAFX	Hot Oil Shuttle (11:00)
x		x				AANM	-	Seal saver for 1.25 taper shaft only
x				x		AANB	-	678 Nm (6000 in-lb) Holding Capacity
				x		AAMN	AANH	1808 Nm (16000 in-lb) Holding Capacity
x ^{9,10}		x ^{10,15}	x ^{10,15}	x	x	AAAU	AAGF	Bi-directional Shuttle (11:00*), Castle Nut
x		x	x	x	x	AAAW	-	Bi-directional Shuttle (11:00*), High Temperature Commutator Seal
x	x	x	x	x		AABL	AABM	Free Running Rotor Set & No Commutator Seal
x	x	x	x	x		AABT	-	No Nut
x		x	x	x	x	AACP	-	Free Running Rotor Set, Castle Nut
x	x	x	x	x	x	-	AADJ	High Temperature Commutator Seal, Castle Nut
x	x	x		x	x	AAFW	AAFA	Fluorocarbon (Viton) Seals, High Temperature Commutator Seal
x	x	x	x	x	x	-	AAFX	Bidirectional shuttle (11:00*)
x		x	x	x	x	AAHU	-	High Temperature Commutator Seal, No Nut
x		x	x	x	x	-	AAJL	No Nut
x		x	x	x	x	AALD	-	Bidirectional shuttle (1:00*), Castle Nut
x		x	x	x	x	AALE	-	Bidirectional shuttle (1:00*)
x		x	x	x		AALF	-	No Commutator Seal
x		x	x	x		-	AALP	Free Running Rotor Set, Fluorocarbon (Viton) Seals, High Temperature Commutator Seal
				x		AAML	-	(IBM) Bidirectional shuttle (11:00*), Castle Nut, 6 Brake Springs Installed
				x		AAMM	-	(IBM) Castle Nut, 6 brake springs installed, (9000 in-lbs hold cap)
				x		AAMN	-	(IBM) 'Yellow' brake springs (8), (16,000 in-lbs hold cap)
				x		AAMP	-	(IBM) 'Yellow' brake springs (8), (16,000 in-lbs hold cap), Castle Nut
x ¹⁰	x	x ¹⁰	x ¹⁰	x ¹⁰	x	BBBA	BBBM	69 Bar (1000 PSI) Internal Bidirectional Relief
x ¹⁰	x	x ¹⁰	x ¹⁰	x ¹⁰	x	BBBG	BBBJ	103 Bar (1500 PSI) Internal Bidirectional Relief
x ¹⁰	x	x ^{10,16}	x ^{10,16}	x ^{10,16}	x	BBBB	BBBN	138 Bar (2000 PSI) Internal Bidirectional Relief
x ^{10,12}	x ¹⁴	x ^{10,18}	x ^{10,18}	x ^{10,18}	x	BBBC	BBBF	207 Bar (3000 PSI) Internal Bidirectional Relief
x ^{10,13}	x ¹³	x ^{10,19}	x ^{10,19}	x ^{10,19}		BBBD	BBBW	276 Bar (4000 PSI) Internal Bidirectional Relief
x ^{10,11}	x ¹⁴	x ^{10,17}	x ^{10,17}	x ^{10,17}	x	BBDL	BBCG	2500 PSI Int Bidirectional Relief
x		x	x	x	x	-	BBCW	3000 PSI Int Bidirectional Relief, No Nut
x		x	x	x	x	BBCX	-	2500 PSI Int Bidirectional Relief, No Nut
x		x	x	x	x	-	BBDA	3000 PSI Int Bidirectional Relief, Castle Nut
x		x	x	x	x	-	BBDH	2500 PSI Int Bidirectional Relief, Castle Nut
x ¹⁰	x	x	x	x	x	BBDN	-	1750 PSI Int Bidirectional Relief
x	x	x	x	x	x	-	BBDP	725 PSI Int Bidirectional Relief
x		x	x	x		BBDW	-	725 PSI CCW Int Bidirectional Relief (045134)
x		x				FSAA	FSAB	Speed Sensor
x		x				FSAJ	FSAH	Int Short Speed Sensor, Castle Nut
x		x	x			-	AAUY	Complete Motor Nickel Plated, 40 um, Except Shaft

Consult factory for other positions and combinations.

⁹ Available only with shaft code 08

¹⁰ Not available with ports code A, B or E

¹¹ Not available with displacement 0475

¹² Not available with displacements 0360, 0405 or 0475

¹³ Only available with displacement 0080

¹⁴ Not available with displacements 0365

¹⁵ Available only with shaft codes 08 and 19

¹⁶ Not available with displacement 0960

¹⁷ Not available with displacements 0625, 0785 or 0960

¹⁸ Not available with displacements 0530, 0625, 0785 or 0960

¹⁹ Not available with displacements 0360, 0405, 0530, 0625, 0785 or 0960

016 Medium Duty Options.indd, js



Standard Options**Code: AAAC**

Double Paint — Base coat of red oxide primer and finish coat of black paint for increased corrosion resistance.

Code: AAAF* or AABP

Castle Nut — All motors ordered with Tapered shafts are equipped with patch locking nuts. If desired, a castle nut may be specified.

Code: AAAJ* or AAFG

High Temperature Commutator Seal — Under conditions of high temperature, it is suggested that a high temperature commutator seal be used.

Code: AAAG* or AAAH

Fluorocarbon — is available under various registered trademarks, including VITON™ (a registered trademark of DuPont), FLUOREL™ (a registered trademark of 3M) or FPM™ (a registered trademark of DuPont).

Code: AABJ* or AABK

Free Running Rotorset — The “free running rotorset” is a specially dimensioned rotorset that allows for smoother operation at low flows and low pressure. Volumetric efficiency can be affected.

Code: AANM*

Seal Saver — Seal saver is a metal disc that presses onto the motor shaft, covering the dirt and water (D&W) seal. It's purpose is to aid in preventing external contamination from damaging the D&W seal.

Code: AAAC

Zweischichtlackierung schwarz

Code AAAF* or AABP

Kronenmutter
Selbstsichernde Mutter wird ersetzt durch Kronenmutter

Code: AAAJ* or AAFG

Kommutatordichtung fuer hohe Temperaturen
— Bei hohen Temperaturen des Hydraulikoels wird empfohlen die Kommutatordichtung fuer hohe Temperaturen einzusetzen!

Code: AAAG* or AAAH

Fluorocarbon Dichtungen
Für Anwendungen im höheren/niedrigeren Temperaturbereich oder speziellen Flüssigkeiten wird der Einsatz von Fluorocarbon Dichtungen empfohlen. Fluorocarbon ist bekannt unter verschiedenen eingetragenen Warenzeichen VITON™ - DuPont, Fluorel™ - 3M, FPM™ - DuPont

Code: AABJ* or AABK

Leichtläufer Rotorsatz
Anlaufdruck < 5 bar

Code: AANM*

Versiegelungsschutz — Der Versiegelungsschutz besteht aus einer Metallscheibe, die gegen die Antriebswelle drückt und damit Schmutz- und Wasserdichtung (D&W-Dichtung) abdeckt. Hierdurch soll einer Beschädigung der D&W-Dichtung auf Grund externer Verunreinigungen vorgebeugt werden.

* Option code shown is with a single black coat of paint.
* Motor schwarz grundiert

Code: FSAA* or FSAB

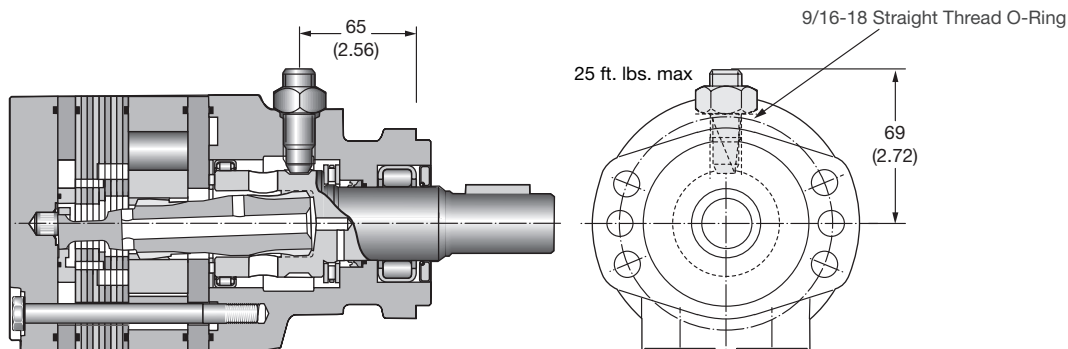
An Economical Sensor for Speed Readout

This rugged, weather resistant design is ideal for industrial and mobile applications. Applications include salt/sand/fertilizer spreader drives, conveyer drives and injection molder compression drives. The sensor is a hall-effect type, which when externally powered outputs 30 square wave digital pulses per coupling shaft revolution. The connector is a user friendly universally available 4 pin polarized M12 connector allowing for simplified field service. The integrated design does not effect the side load capacity or performance of the torque motor.

Dieser robuste, wetterfeste Drehzahlaufnehmer arbeitet nach dem Halleffekt. Es werden 30 Rechteckimpulse pro Abtriebswellenumdrehung erzeugt. Durch Erfassung der positiven und negativen Wellenflanken sind 60 Impulse pro Umdrehung möglich. Der Sensor führt zu keiner Leistungsbeschränkung des Motors. Die volle Radiallastkapazität bleibt erhalten.

Un capteur economique pour mesure de la vitesse. Ce capteur robuste et resistant aux intemperies est a effet Hall. Alimente par une source externe, il fournit 30 ondes digitales carrees par tour. Par multiplication lelectronique on obtient 60 pulsations par tour. Son montage ne modifie pas le couple ni la charge radiale du moteur qui le recoit.

Este es un diseño de construcción reforzada, apto para uso a la intemperie e ideal para uso industrial y en equipos móviles. Entre sus aplicaciones, se puede mencionar esparcidores de sal, arena o fertilizantes, unidades motoras de transportadores y unidades motoras de compresión para moldeo a inyección. El sensor es del tipo de medio efecto, que al ser excitado externamente, genera 30 pulsos digitales de onda cuadrada por cada revolución del eje del acoplamiento. Utiliza un simple conector M12 polarizado tetrapolar, que es de uso común y facilita el mantenimiento en el lugar de instalación. El diseño integrado no afecta la capacidad de carga lateral ni la potencia del motor de torque.



English equivalents for metric specifications are shown in ().

016 Medium Duty Options.indd, js

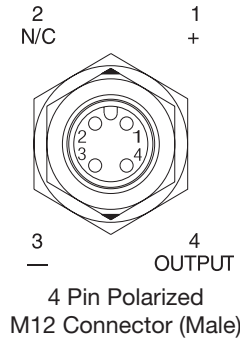


Speed Sensor / Drehzahl-Sensor Compte-tours / Contagiri

LSHT Torqmotors™ and Nichols™ Motors Medium Duty Motors

HY13-1590-010/US,EU

Operating voltage range Versorgungsspannung Gamme de tension de service Gama de voltaje de alimentacion	4.5...24 VDC
Operating temperature Arbeitstemperatur Temperature de service Temperatura de servicio	-20° to 220° F -29°...104° C
Operating frequency range Arbeitsfrequenz Gamme de frequences de service Gama de frecuencia de servicio	0...10 KHZ
Max sink current Erforderlicher Laststrom Courant d'affaissement maxi Corriente maxima de alimentacion	0 ... 20 mA (max.)
Connection Anschluß Branchement Conexion	4 Pin Polarized (12mm) 30 Pulses per revolution which can be doubled electronically 30 impulsions par revolution pouvant etre doublees electroniquement 30 pulsos por revlucion, que pueden duplicarse electronicamente
Sensor output Sonsorausgang Sortie du détecteur Salida del sensor	Open Collector Collecteur ouvert Colector abierto
Output is NPN Ausgang is NPN La sortie est NPN La salida es NPN	

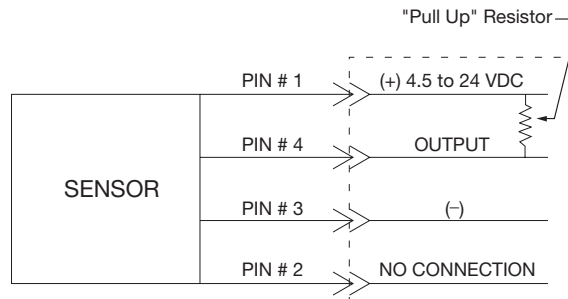


Cable and "Pull Up" Resistor are *not* supplied by factory.

Zubehör wie z.B. Kabel gehören nicht zum Lieferumfang.

Le câble et la résistance "Pull Up" ne sont pas fournis par l'usine.

El cable y la resistencia de arranque no se suministran originalmente de fábrica.



Pull-up Resistor Value Formula
Formel zur Ermittlung des Pull up-Widerstandes
Formule de la valeur de resistance "Pull-up"
Calculo de la resisancia de carga

(0.25 Watt, 5% de tol.)
(0.25 Watt, Tol. 5%)
(0.25 Watt 5% Tol.)
(0.25 Watt, toll. 5%)

Voltage / Spannung
Curant d'affaissement / Voltaje 4.5...24 VDC
Sink Current / Laststrom 0...20 mA
Resistance / Corriente de ali mentacion

Resistor
Widerstand
Resistance
Resistencia
(k Ohm)

Status: Offstate / aus
Etat: Arret / Estado Inactivo
(95% +V)

+ V

Status: Onstate / ein
Etat: Marche / Estado Activo
(max. 0.4 VDC)

0 V

Hot Oil Shuttle Valve / Spülventil
Valve de rincage / Valvola scambiatrice

LSHT Torqmotors™ and Nichols™ Motors
Medium Duty Motors HY13-1590-010/US,EU

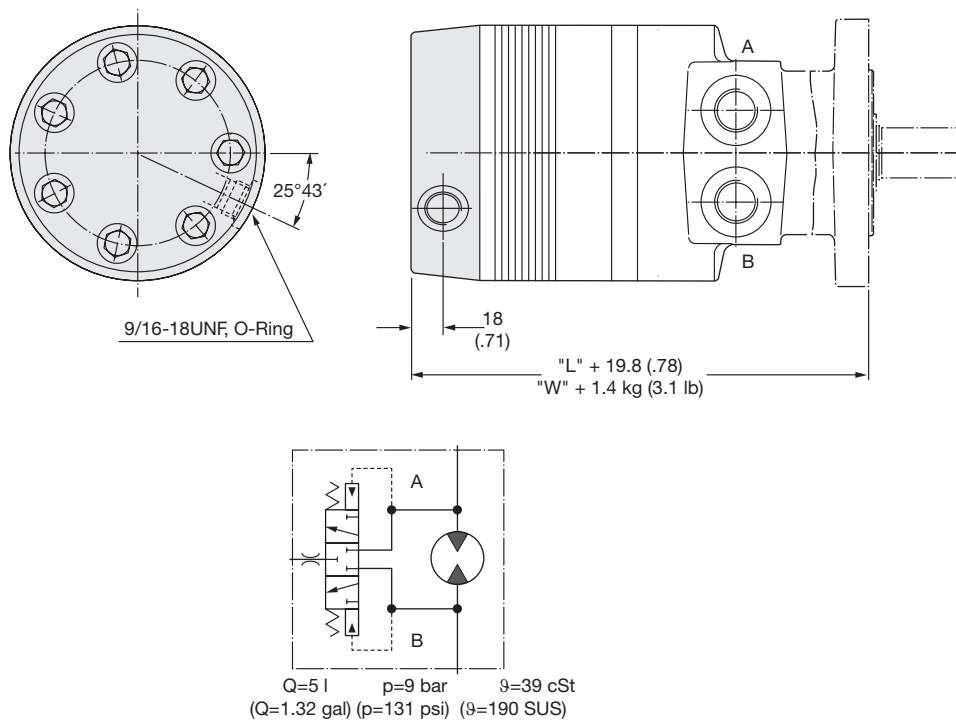
Code: AAFX or AAAT*

A Hot Oil Shuttle is used to continuously remove a portion of the fluid in a closed loop transmission or other closed loop system. At 125 PSI pressure differential between the motor return port and the shuttle outlet, 1.5 GPM* will exit the circuit to cool, filter and return to the reservoir. The constant loop replenishment helps to keep heat and contamination from building up in the circuit. This option is not available with rear ports or integral cross over relief.

Spülventil für geschlossene Systeme zur Rückführung einer definierten Menge des Niederdrucköls in den Tank zur Abkühlung innerhalb desselben Kreislaufs.

Valve de rincage pour systèmes fermés pour le retour d'un volume déterminé de fluide basse pression vers le réservoir, un refroidisseur ou un filtre de réfrigération, dans le même circuit.

Un transferidor de aceite caliente actúa permanentemente para extraer una parte del fluido en una transmisión de circuito cerrado u otro sistema de circuito cerrado. Entre la entrada de retorno del motor y la salida del transferidor hay una diferencia de presión de 125 psi (libras/pulg.²), y a esta presión salen 1,5 galones por minuto del circuito para enfriarse, filtrarse y volver al depósito de fluido. El reacondicionamiento permanente de parte del fluido evita la contaminación del mismo y el incremento de temperatura en el circuito.



Standard Length & Weights for TF Series on Pages 131-136, TG Series on Pages 185-189 and TH Series on Pages 227-228.
 Längen/Gewichte TF Serie Seiten 131-136, TG Serie Seiten 185-189, TH Serie Seiten 150-151.
 Longueurs et poids courants pour la série TF, voir les pages 131-136, et la série TG, voir les pages 185-189, et la série TH, voir les pages 227-228.
 Los valores estándar de longitud y peso de la Serie TF se puede ver en las Páginas 131-136, y de la Serie TG en las Páginas 185-189, y de la Serie TH en las Páginas 227-228.

English equivalents for metric specifications are shown in ().

016 Medium Duty Options.indd, js



Internal relief valve / Schockventil intern
Soupape de sécurité interne /
Regolatrice di pressione interna

LSHT Torqmotors™ and Nichols™ Motors
Medium Duty Motors

HY13-1590-010/US,EU

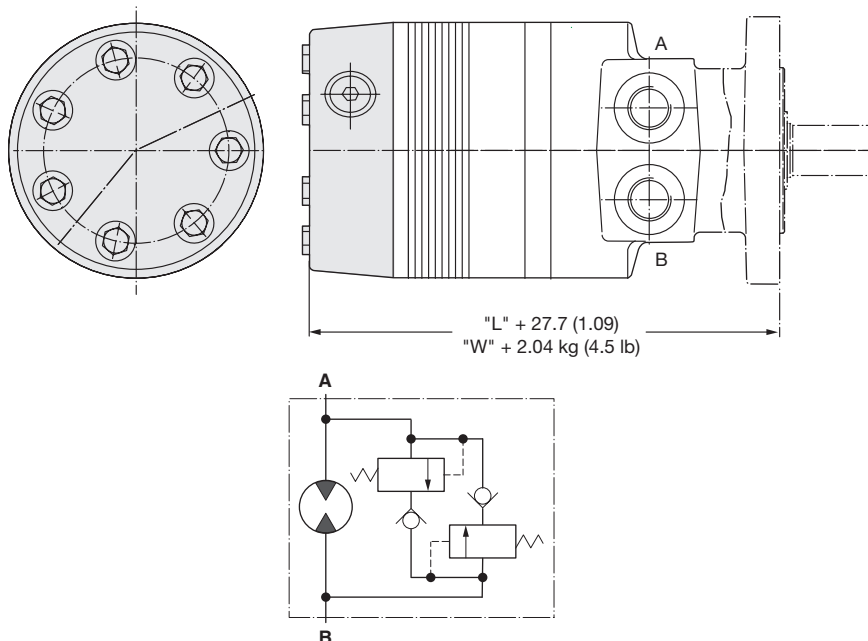
Code: BBBA*, BBBB*, BBBC*, BBBD* or BBBG*

This integrated internal relief valve is used for fixed pressure settings.

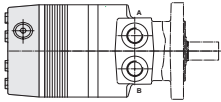
Internes Schockventil

La soupape de sécurité interne utilise pour des valeurs de pression fixes.

La valvula interna de alivio se utiliza para cablibraciones fijas de presion.



Bestellschlüssel / Système de Commande / Ordering system / Información para pedidos

Option		Pressure bar (psi)
BBBA	 <p>Öffnungsdruck Opening pressure Tarage Presion de apertura</p>	69 (1000)
BBBB		138 (2000)
BBBC		207 (3000)
BBBD		276 (4000)
BBBG		103 (1500)

Standard Length & Weights for TF Series on Pages 131-136, TG Series on Pages 185-189 and TH Series on Pages 227-228.

Längen/Gewichte TF Serie Seiten 131-136, TG Serie Seiten 185-189, TH Serie Seiten 150-151.

Longueurs et poids courants pour la série TF, voir les pages 131-136, et la série TG, voir les pages 185-189, et la série TH, voir les pages 227-228.

Los valores estándar de longitud y peso de la Serie TF se puede ver en las Páginas 131-136, y de la Serie TG en las Páginas 185-189, y de la Serie TH en las Páginas 227-228.

English equivalents for metric specifications are shown in ().

016 Medium Duty Options.indd, js



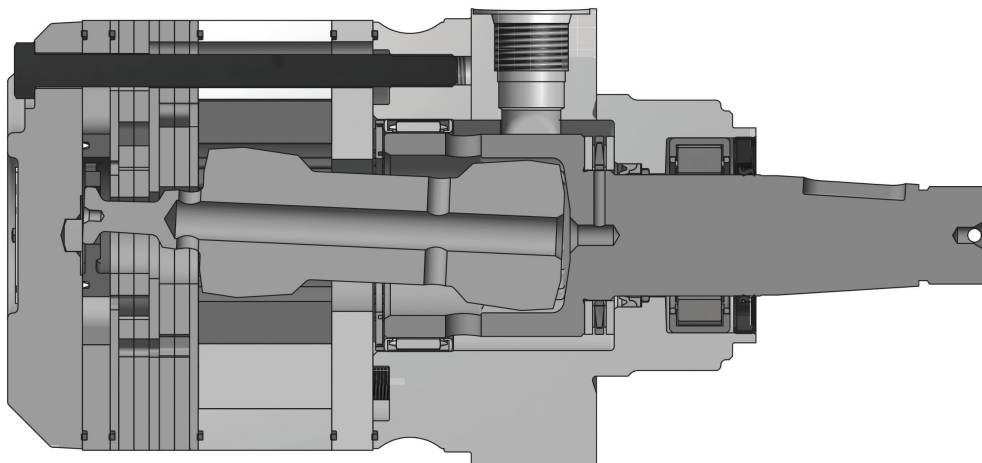

Technical Information / Technische Information / Segni/Informacion Tecnica

Low Speed High Torque Torqmotors™
TGK Series / Serie / Série HY13-1590-010/US,EU

15 Displacements	(6.9 to 58.5 in ³ /rev)	
15 Schluckvolumen	110 . . . 959 cm³/rev	
15 Cylindrée		
15 Desplazamientos		
	Cont.	Int.
Maximum Pressure	(3500 psid)	(4000 psid)
Eingangsdruk	. . . 241 bar	. . . 276 bar
Pression entrée		
Presion Maxima		
Maximum Oil Flow	(30 gpm)	
Schluckstrom	. . . 114 lpm	
Débit d'huile		
Caudal Maximo de Aceite		
Maximum Speed	(660 rpm)	
Drehzahl	660 rpm	
Vitesse de rotation		
Velocidad Maxima		
	Cont.	Int.
Maximum Torque	(14,624 lb in)	(17,948 lb in)
MaxDrehmoment	1652 Nm	2028 Nm
Couple		
Torque Maximo		
Maximum Side Load at Key	(3597 lb)	
Seitenlast	. . . 16000 N	
Charges latérales		
Carga Maxima Lateral		

High Power Density in a Compact Design

The TGK motor is a compact motor with the performance of much larger motors. Up to 45 HP in less than 6 inches of length. This high power density allows for higher HP applications in a small space, reducing machine weight as well. Its unique drive train design is based on proven Torqmotor™ technology, assuring unmatched durability.



017 TGK Series.indd, js



TGK		XXXX	X	X
Series		Displacement Schluckvolumen Cylindrée Desplazamiento	Mounting Gehäuse Carter Montaje	Ports Anschluß Plan de raccordement Lumbreras
Code	cm³/tr cm³/giro cm³/U in³/rev		Code	Ports
0110	110 / 6.9		A	7/8-14 SAE O-Ring; Rear Axial
0140	141 / 8.6		B	7/8-14 SAE O-Ring; Rear Radial
0170	169 / 10.3		L	G 1/2 BSPP, Rear Radial
0195	195 / 11.9		T	Manifold; Rear Radial
0240	238 / 14.5		M	ISO 6149 M22 x 1.5
0280	280 / 17.1		E	5/16-18 UNC Manifold
0310	310 / 18.9		U	Manifold M6, Front
0335	337 / 20.6		W*	7/8-14 SAE
0360	360 / 22.2		D*	1/2 BSPF Front
0405	405 / 24.7		V*	
0475	477 / 29.1			
0530	528 / 32.3			
0625	623 / 38.0			
0785	786 / 48.0			
0960	959 / 58.5			

*Requires rear porting

*Not available on L, U or W mounting.

Ordering Information / Bestellschlüssel
System de Commande / Imformacion para pedidos

Low Speed High Torque Torqmotors™
TGK Series / Serie / Série HY13-1590-010/US,EU

XX

Shaft
Welle
Arbre
Eje

Code	Shaft
03	1 1/4" Keyed
04	10B Spline
05	1 1/4" 14 Tooth Spline
06	19 Tooth Spline
08	1 1/4" Tapered
19	1 3/8" J501 Taper
20	1 3/8" Keyed
31**	1 1/2" Taper 1.25-18 Thread
32**	1 1/2" Straight Key 3/8 Tap
36**	1 1/2" 17 Tooth Spline 12/24 Pitch
46	32 mm Keyed
62*	1 1/4" 14 Tooth Spline SAE
64	40 mm Keyed

* Conforms to SAE recommended length
** Requires T mounting

0

Rotation
Drehrichtung
Direction de rotation
Rotacion

Code	Rotation
0	Standard
1	Reverse Timed Manifold

Code	Rear Rotation
0	Standard
1	Reverse Timed Manifold

Rotation viewed
from shaft end.

XXXX

Options
Opciones

Code	Options
AAAA	Standard, Black Paint
AAAB	Standard, No Paint
AAAC	Double Paint
AAAF ¹⁵	Castle Nut, Black Paint
AABP ¹⁵	Castle Nut, No Paint
AAAG	Fluorocarbon Seals, Black Paint
AAAH	Fluorocarbon Seals, No Paint
AAAJ	High Temperature Commutator Seals, Black Paint
AAFG	High Temperature Commutator Seals, No Paint
AAFW	Fluorocarbon seals, High Temperature Commutator Seals, Black paint
AAFA	Fluorocarbon seals, High Temperature Commutator Seals, No paint
AANG ²⁰	Fluorocarbon seals, High Temperature Commutator Seals, Castle Nut, Black paint
AADD ²⁰	Fluorocarbon seals, High Temperature Commutator Seals, Castle Nut, No paint
AABJ	Free Running Rotor Set, Black Paint
AABK	Free Running Rotor Set, No Paint
AABL	Free Running Rotor Set, No Commutator Seal, Black Paint
AABM	Free Running Rotor Set, No Commutator Seal, No Paint
BBBA ¹⁰	1000 PSI/69 Bar Internal Bidirectional Relief, Black Paint
BBBM ¹⁰	1000 PSI/69 Bar Internal Bidirectional Relief, No Paint
BBBG ¹⁰	1500 PSI/103 Bar Internal Bidirectional Relief, Black Paint
BBBJ ¹⁰	1500 PSI/103 Bar Internal Bidirectional Relief, No Paint
BBBB ¹⁰	2000 PSI/138 Bar Internal Bidirectional Relief, Black Paint
BBBN ¹⁰	2000 PSI/138 Bar Internal Bidirectional Relief, No Paint
BBDL ^{10,21}	2500 PSI/172 Bar Internal Bidirectional Relief, Black Paint
BBCG ^{10,21}	2500 PSI/172 Bar Internal Bidirectional Relief, No Paint
BBBC ^{10,21}	3000 PSI/207 Bar Internal Bidirectional Relief, Black Paint
BBBF ^{10,21}	3000 PSI/207 Bar Internal Bidirectional Relief, No Paint
BBBD ^{10,18}	4000 PSI/276 Bar Internal Bidirectional Relief, Black Paint
BBBW ^{10,18}	4000 PSI/276 Bar Internal Bidirectional Relief, No Paint
FSAA	Speed Sensor, Black Paint
FSAB	Speed Sensor, No Paint
AAAT ¹⁰	Bidirectional Shuttle, 11:00, Black Paint
AAF ¹⁰	Bidirectional Shuttle, 11:00, No Paint
AAAU ^{10,15}	Bidirectional Shuttle, 11:00, Castle Nut, Black Paint
AAGF ^{10,15}	Bidirectional Shuttle, 11:00, Castle Nut, NO Paint
AAUY	Nickel Plated Except Shaft

¹⁰ Not available with ports code A, B or E

¹⁵ Available only with shaft codes 08, 19

¹⁸ Not available with displacements 0530, 0625, 0785 or 0960

²⁰ Available only with shaft codes 08, 19 and 31

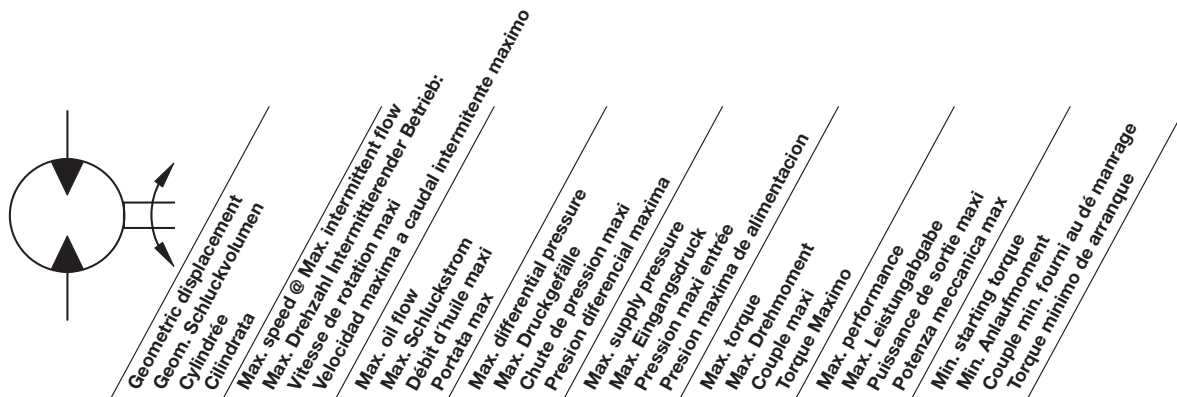
²¹ Not available with displacements 0785 or 0960

017 TGK Series.indd, js



Performance Data / Leistungsdaten
Puissance / Datos Tecnicos

Low Speed High Torque Torqmotors™
TGK Series / Serie / Série HY13-1590-010/US,EU



Motor Series TGK	cm ³ /rev in ³ /rev	rev/min	cont		int		max bar psid	cont		int		max KW HP	cont		int	
			l/min g/min	bar psid	Nm lb-in	Nm lb-in		Nm lb-in	Nm lb-in							
0110	110 6.9	672	76	95	241	276	300	373	426	24	279	318	2464	2814		
			20	25	3500	4000	4350	3299	3767	32	2464	2814				
0140	141 8.6	660	76	95	241	276	300	474	530	30	354	418	3137	3706		
			20	25	3500	4000	4350	4199	4794	40	3137	3706				
0170	169 10.3	554	76	95	241	276	300	578	646	32	432	505	3820	4392		
			20	25	3500	4000	4350	5114	5838	43	3820	4392				
0195	195 11.9	477	76	95	241	276	300	671	753	31	501	562	4434	5062		
			20	25	3500	4000	4350	5936	6776	41	4434	5062				
0240	238 14.5	393	76	95	241	276	300	794	913	30	593	678	5250	6000		
			20	25	3500	4000	4350	7027	8031	40	5250	6000				
0280	280 17.1	334	76	95	241	276	300	936	1073	29	699	799	6191	7075		
			20	25	3500	4000	4350	8286	9470	39	6191	7075				
0310	310 18.9	303	76	95	241	276	300	1037	1229	29	773	883	6841	7819		
			20	25	3500	4000	4350	9175	10465	39	6841	7819				
0335	337 20.6	277	76	95	241	276	300	1128	1297	28	843	963	7457	8522		
			20	25	3500	4000	4350	9981	11834	37	7457	8522				
0360	360 22.2	263	76	95	241	276	300	1205	1377	28	900	1029	7968	9107		
			20	25	3500	4000	4350	10665	12189	37	7968	9107				
0405	405 24.7	232	76	95	241	276	300	1353	1546	29	1011	1155	8944	10222		
			20	25	3500	4000	4350	11971	13681	39	8944	10222				
0475	477 29.1	237	76	114	241	276	300	1593	1821	37	1190	1360	10535	12040		
			20	30	3500	4000	4350	14101	16115	49	10535	12040				
0530	528 32.3	231	76	114	224	259	300	1643	1895	32	1227	1416	10861	12532		
			20	30	3250	3750	4350	14537	16774	43	10861	12532				
0625	623 38.0	182	76	114	190	224	300	1635	1932	28	1221	1443	10810	12776		
			20	30	2750	3250	4350	14469	17100	38	10810	12776				
0785	786 48.0	143	76	114	152	186	300	1652	2028	22	1234	1515	10926	13409		
			20	30	2200	2700	4350	14624	17948	30	10926	13409				
0960	959 58.5	118	76	114	124	159	300	1647	2105	19	1231	1504	10893	13314		
			20	30	1800	2300	4350	14580	18630	26	10893	13314				

Performance data based on testing using 10W40 oil with a viscosity of 200 SUS at 54° C (130° F). Performance data is typical. Actual data may vary slightly from one production motor to another.

Les données sur les performances sont basées sur des tests utilisant de l'huile 10W40 d'une viscosité de 200 SUS a 54°C (130°F). Ces données correspondent a des situations typiques. Les données réelles peuvent varier légèrement d'un moteur de production a l'autre.

Leistungsdaten sind gemessen mit SAE 10W40 bei einer Viskosität von 43,1 Cst bei 54°C. Geringfügige Abweichungen von den Katalogdaten sind möglich.

Datos tecnicos obtenidos con aceite 10W40 de 200 SUS de viscosidad a 54°C (130°F). Los datos proporcionados son valores tipicos. Los valores exactos reales podrian tener una pequena variacion entre distintos motores.

* Intermittent operation rating applies to 10% of every minute.

Intermittierende Werte maximal 10% von jeder Betriebsminute.

Fonctionnement interm. 10% max. de chaque minute d'utilisation.

Capacidad de funcionamiento intermitente valida para 10% por cada minuto.

017 TGK Series.indd, js



Performance Data / Leistungsdaten
Puissance / Datos Tecnicos

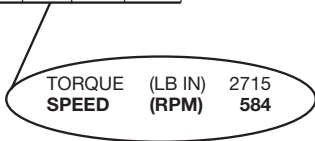
Low Speed High Torque Torqmotors™
TGK Series / Serie / Série HY13-1590-010/US,EU

TGK 0110

110 cm³ / rev (6.9 in³ / rev)

	PRESSURE (PSID)							
	500	1000	1500	2000	2500	3000	3500	4000
.5	408 11	834 5						
1	424 28	856 22	1285 14	1713 8				
2	447 62	908 55	1359 46	1796 38	2221 29	2646 24	3063 15	3494 15
3	444 95	911 88	1370 79	1824 70	2278 60	2732 51	3181 42	3621 37
4	443 130	919 120	1389 111	1853 102	2312 92	2763 81	3207 73	3649 66
5	437 163	919 153	1395 143	1866 134	2332 123	2794 113	3249 103	3694 97
7	424 232	911 219	1398 209	1878 197	2352 186	2822 176	3285 165	3742 157
9	405 299	898 286	1389 274	1874 262	2354 249	2829 238	3299 228	3767 218
12	370 401	861 386	1358 372	1851 358	2337 345	2818 332	3294 321	3767 309
15	328 503	819 485	1314 468	1813 454	2304 440	2788 428	3270 414	3749 400
20	380 672	731 636	1230 633	1727 616	2220 601	2715 584	3204 569	3687 554

Flow (GPM)



TGK 0140

141 cm³ / rev (8.6 in³ / rev)

	PRESSURE (PSID)							
	500	1000	1500	2000	2500	3000	3500	4000
.5	519 9	1060 4						
1	540 22	1090 17	1635 11	2180 6				
2	569 49	1156 43	1730 36	2286 30	2827 23	3368 19	3899 12	4447 12
3	565 75	1159 69	1744 62	2321 55	2899 47	3477 40	4048 33	4608 29
4	564 102	1170 94	1768 87	2358 80	2943 72	3517 64	4082 57	4644 52
5	556 128	1170 120	1776 112	2375 105	2968 97	3556 89	4135 81	4701 76
7	540 182	1160 172	1779 164	2390 155	2994 146	3592 138	4181 130	4763 123
9	515 235	1143 225	1768 215	2385 206	2996 196	3601 187	4199 179	4794 171
12	471 315	1096 303	1729 292	2356 281	2974 271	3587 261	4193 252	4794 243
15	418 395	1042 381	1673 368	2307 357	2933 346	3549 336	4163 325	4771 314
20	299 528	931 512	1565 497	2198 484	2825 472	3455 459	4078 447	4692 435
25	173 660	794 643	1426 626	2059 612	2695 598	3332 583	3961 569	4579 555

Flow (GPM)

Cont. Int.

Intermittent operation rating applies to 10% of every minute.

Fonctionnement interm. 10% max. de chaque minute d'utilisation.

Performance data based on testing using 10W40 oil with a viscosity of 200 SUS at 54° C (130° F). Performance data is typical. Actual data may vary slightly from one production motor to another.

Les données sur les performances sont basées sur des tests utilisant de l'huile 10W40 d'une viscosité de 200 SUS à 54°C (130°F). Ces données correspondent à des situations typiques. Les données réelles peuvent varier légèrement d'un moteur de production à l'autre.

017 TGK Series.indd, js

Intermittierende Werte maximal 10% von jeder Betriebsminute.

Capacidad de funcionamiento intermitente valida para 10% por cada minuto.

Leistungsdaten sind gemessen mit SAE 10W40 bei einer Viskosität von 43,1 Cst bei 54°C. Geringfügige Abweichungen von den Katalogdaten sind möglich.

Datos tecnicos obtenidos con aceite 10W40 de 200 SUS de viscosidad a 54°C (130°F). Los datos proporcionados son valores típicos. Los valores exactos reales podrían tener una pequeña variación entre distintos motores.



Performance Data / Leistungsdaten
Puissance / Datos Tecnicos

Low Speed High Torque Torqmotors™
TGK Series / Serie / Série HY13-1590-010/US,EU

TGK 0170

169 cm³ / rev (10.3 in³ / rev)

	PRESSURE (PSID)							
	500	1000	1500	2000	2500	3000	3500	4000
.5	620 9	1284 7	1945 5	2613 4	3293 3	3983 2		
1	652 20	1337 18	2006 16	2683 14	3375 12	4063 11	4744 8	5402 8
2	678 42	1390 40	2105 37	2822 35	3535 32	4226 30	4909 27	5587 25
3	678 64	1397 61	2117 58	2836 56	3554 53	4263 50	4963 46	5652 44
4	679 86	1409 83	2142 80	2872 77	3596 74	4310 71	5021 67	5716 64
5	675 108	1413 104	2150 101	2885 98	3616 94	4339 91	5057 87	5761 83
7	661 153	1405 148	2152 143	2900 140	3642 136	4374 132	5101 127	5818 123
9	632 197	1385 191	2140 186	2891 181	3638 177	4380 173	5114 168	5838 163
12	583 263	1334 256	2096 250	2860 244	3617 239	4362 234	5101 228	5823 223
15	524 330	1275 322	2035 314	2804 308	3572 302	4327 296	5070 289	5801 283
20	382 442	1143 432	1908 422	2683 413	3455 406	4216 399	4972 391	5714 383
25	239 554	983 543	1747 531	2523 520	3299 511	4071 501	4839 492	5591 483

Flow (GPM)

TORQUE (LB IN) 4839
 SPEED (RPM) 492

TGK 0195

195 cm³ / rev (11.9 in³ / rev)

	PRESSURE (PSID)							
	500	1000	1500	2000	2500	3000	3500	4000
.5	733 7	1503 3						
1	761 16	1546 13	2326 8	3104 3				
2	799 35	1638 32	2465 27	3270 21	4046 16	4813 11	5589 7	6375 6
3	794 55	1639 50	2476 45	3303 39	4132 34	4970 28	5792 23	6595 19
4	794 74	1654 69	2509 64	3356 58	4196 52	5023 46	5830 40	6635 35
5	783 93	1653 88	2517 83	3375 76	4224 70	5065 64	5895 58	6710 52
7	762 131	1637 126	2514 120	3384 113	4245 106	5098 99	5940 92	6772 86
9	731 170	1616 164	2499 157	3373 150	4239 142	5093 135	5936 127	6774 120
12	677 228	1562 221	2455 213	3343 205	4217 196	5081 188	5934 179	6776 172
15	613 285	1498 278	2389 269	3283 260	4169 251	5040 242	5907 232	6765 233
20	448 381	1350 373	2245 363	3141 353	4031 342	4919 331	5798 321	6663 310
25	334 477	1158 468	2044 457	2941 445	3837 433	4729 421	5612 409	6500 397

Flow (GPM)

Cont. Int.

Intermittent operation rating applies to 10% of every minute.

Fonctionnement interm. 10% max. de chaque minute d'utilisation.

Performance data based on testing using 10W40 oil with a viscosity of 200 SUS at 54° C (130° F). Performance data is typical. Actual data may vary slightly from one production motor to another.

Les données sur les performances sont basées sur des tests utilisant de l'huile 10W40 d'une viscosité de 200 SUS à 54°C (130°F). Ces données correspondent à des situations typiques. Les données réelles peuvent varier légèrement d'un moteur de production à l'autre.

017 TGK Series.indd, js

Intermittierende Werte maximal 10% von jeder Betriebsminute.

Capacidad de funcionamiento intermitente valida para 10% por cada minuto.

Leistungsdaten sind gemessen mit SAE 10W40 bei einer Viskosität von 43,1 Cst bei 54°C. Geringfügige Abweichungen von den Katalogdaten sind möglich.

Datos tecnicos obtenidos con aceite 10W40 de 200 SUS de viscosidad a 54°C (130°F). Los datos proporcionados son valores típicos. Los valores exactos reales podrían tener una pequeña variación entre distintos motores.



Performance Data / Leistungsdaten
Puissance / Datos Tecnicos

Low Speed High Torque Torqmotors™
TGK Series / Serie / Série HY13-1590-010/US,EU

TGK 0240

238 cm³ / rev (14.5 in³ / rev)

	PRESSURE (PSID)							
	500	1000	1500	2000	2500	3000	3500	4000
.5	932 6	1907 4	2894 2					
1	960 14	1954 12	2950 9	3943 6	4939 3	5930 2		
2	988 30	2031 27	3065 24	4090 20	5107 17	6100 14	7068 11	8037 9
3	983 45	2029 42	3071 39	4101 35	5128 31	6161 27	7182 23	8184 20
4	978 61	2037 58	3090 54	4136 49	5176 45	6207 42	7230 37	8234 33
5	962 77	2030 73	3092 69	4144 64	5190 60	6231 56	7259 51	8271 47
7	933 108	2005 104	3078 99	4141 94	5194 89	6239 84	7275 78	8298 73
9	890 140	1972 135	3048 129	4112 123	5169 117	6213 112	7245 106	8271 100
12	832 187	1912 181	2996 175	4071 167	5125 161	6163 154	7195 147	8224 140
15	753 235	1832 228	2921 220	4009 212	5081 204	6137 196	7182 188	8212 180
20	559 314	1654 306	2744 297	3834 287	4917 278	5991 268	7045 258	8081 248
25	524 393	1427 384	2507 373	3595 363	4690 352	5780 340	6853 328	7913 317

Flow (GPM)

TORQUE (LB IN) 5780
 SPEED (RPM) 340

TGK 0280

280 cm³ / rev (17.1 in³ / rev)

	PRESSURE (PSID)							
	500	1000	1500	2000	2500	3000	3500	4000
.5	1056 5	2177 4	3323 2	4512 1				
1	1087 12	2223 10	3378 8	4552 6	5734 5	6930 3	8135 3	9350 2
2	1124 25	2313 23	3513 21	4700 18	5880 16	7060 14	8239 12	9400 11
3	1124 39	2323 36	3532 34	4740 31	5940 28	7143 25	8346 22	9536 19
4	1126 52	2346 49	3568 47	4786 43	6004 40	7214 37	8415 33	9596 30
5	1115 65	2350 62	3582 59	4816 56	6044 52	7256 49	8457 45	9641 41
7	1091 92	2338 88	3586 85	4832 80	6072 76	7301 72	8515 67	9706 63
9	1046 118	2309 114	3564 110	4811 105	6051 101	7280 96	8499 90	9707 85
12	981 159	2242 154	3506 148	4757 143	5992 137	7221 132	8444 125	9652 118
15	898 199	2164 193	3437 186	4702 180	5951 174	7187 168	8416 160	9625 152
20	691 266	1976 258	3255 250	4529 243	5795 235	7044 227	8275 218	9499 209
25	703 334	1726 324	2987 314	4260 305	5540 296	6815 286	8071 276	9311 267

Flow (GPM)

Cont. Int.

Intermittent operation rating applies to 10% of every minute.

Fonctionnement interm. 10% max. de chaque minute d'utilisation.

Performance data based on testing using 10W40 oil with a viscosity of 200 SUS at 54° C (130° F). Performance data is typical. Actual data may vary slightly from one production motor to another.

Les données sur les performances sont basées sur des tests utilisant de l'huile 10W40 d'une viscosité de 200 SUS à 54°C (130°F). Ces données correspondent à des situations typiques. Les données réelles peuvent varier légèrement d'un moteur de production à l'autre.

017 TGK Series.indd, js

Intermittierende Werte maximal 10% von jeder Betriebsminute.

Capacidad de funcionamiento intermitente valida para 10% por cada minuto.

Leistungsdaten sind gemessen mit SAE 10W40 bei einer Viskosität von 43,1 Cst bei 54°C. Geringfügige Abweichungen von den Katalogdaten sind möglich.

Datos tecnicos obtenidos con aceite 10W40 de 200 SUS de viscosidad a 54°C (130°F). Los datos proporcionados son valores típicos. Los valores exactos reales podrían tener una pequeña variación entre distintos motores.



Performance Data / Leistungsdaten
Puissance / Datos Tecnicos

Low Speed High Torque Torqmotors™
TGK Series / Serie / Série HY13-1590-010/US,EU

TGK 0310

310 cm³ / rev (18.9 in³ / rev)

	PRESSURE (PSID)								
	500	1000	1500	2000	2500	3000	3500	4000	
.5	1188 4	2464 3	3766 2	5102 1					
1	1220 11	2508 9	3812 7	5145 5	6477 4	7822 2	9181 2	10530 1	
2	1259 23	2598 21	3950 19	5298 17	6642 14	7972 13	9282 10	10574 9	
3	1257 35	2606 33	3889 30	5332 28	6688 25	8044 22	9392 19	10693 16	
4	1259 47	2628 44	4003 42	5377 39	6749 36	8114 33	9461 29	10780 26	
5	1247 59	2629 56	4252 52	5401 50	6782 47	8149 42	9499 39	10823 35	
7	1218 84	2614 80	4013 76	5413 72	6806 68	8184 64	9543 60	10874 56	
9	1167 107	2574 103	3983 99	5386 94	6780 90	8162 85	9529 80	10877 75	
12	1089 143	2493 139	3904 133	5308 128	6696 122	8075 117	9443 110	10793 102	
15	995 180	2400 173	3817 167	5225 160	6621 154	8003 148	9371 140	10718 131	
20	769 241	2194 234	3618 225	5043 218	6462 210	7863 203	9238 194	10588 183	
25	626 303	1955 294	3359 284	4771 274	6251 265	7608 256	8998 246	10360 236	

Flow (GPM)

TORQUE (LB IN) 7608
 SPEED (RPM) 256

TGK 0335

337 cm³ / rev (20.6 in³ / rev)

	PRESSURE (PSID)								
	500	1000	1500	2000	2500	3000	3500	4000	
.5	1297 4	2699 3	4128 1	5584 1					
1	1329 10	2741 8	4176 7	5630 5	7084 4	8551 2	10036 2	11496 1	
2	1369 21	2832 19	4308 17	5787 15	7265 13	8718 11	10136 9	11534 8	
3	1366 32	2838 30	4326 27	5817 25	7301 22	8781 20	10248 17	11685 14	
4	1368 43	2858 40	4358 38	5861 35	7358 32	8850 29	10317 25	11748 22	
5	1355 54	2858 51	4368 48	5880 45	7386 42	8880 38	10352 34	11791 30	
7	1323 76	2840 73	4363 69	5888 65	7407 61	8908 57	10384 53	11829 47	
9	1266 98	2791 94	4326 90	5856 85	7376 81	8884 76	10372 71	11834 64	
12	1177 131	2698 127	4230 121	5759 116	7273 110	8773 105	10261 98	11726 90	
15	1075 165	2594 159	4127 153	5654 146	7170 140	8670 134	10153 126	11613 116	
20	833 221	2372 214	3915 205	5463 197	7008 189	8533 182	10026 173	11479 161	
25	678 277	2142 269	3663 259	5189 248	6726 239	8257 230	9757 219	11219 209	

Flow (GPM)

Cont. Int.

Intermittent operation rating applies to 10% of every minute.

Fonctionnement interm. 10% max. de chaque minute d'utilisation.

Performance data based on testing using 10W40 oil with a viscosity of 200 SUS at 54° C (130° F). Performance data is typical. Actual data may vary slightly from one production motor to another.

Les données sur les performances sont basées sur des tests utilisant de l'huile 10W40 d'une viscosité de 200 SUS à 54°C (130°F). Ces données correspondent à des situations typiques. Les données réelles peuvent varier légèrement d'un moteur de production à l'autre.

017 TGK Series.indd, js

Intermittierende Werte maximal 10% von jeder Betriebsminute.

Capacidad de funcionamiento intermitente valida para 10% por cada minuto.

Leistungsdaten sind gemessen mit SAE 10W40 bei einer Viskosität von 43,1 Cst bei 54°C. Geringfügige Abweichungen von den Katalogdaten sind möglich.

Datos tecnicos obtenidos con aceite 10W40 de 200 SUS de viscosidad a 54°C (130°F). Los datos proporcionados son valores típicos. Los valores exactos reales podrían tener una pequeña variación entre distintos motores.



Performance Data / Leistungsdaten
Puissance / Datos Tecnicos

Low Speed High Torque Torqmotors™
TGK Series / Serie / Série HY13-1590-010/US,EU

TGK 0360

360 cm³ / rev (22.2 in³ / rev)

	PRESSURE (PSID)							
	500	1000	1500	2000	2500	3000	3500	4000
.5	1386 4	2883 3	4410 1	5965 1				
1	1420 9	2928 7	4461 7	6014 5	7567 4	9135 2	10721 2	12281 1
2	1462 20	3025 18	4602 16	6182 14	7761 12	9313 10	10828 8	12321 7
3	1459 30	3031 28	4621 25	6214 23	7799 21	9380 19	10947 16	12482 13
4	1461 40	3053 37	4655 36	6261 33	7884 30	9454 27	11021 23	12550 21
5	1447 51	3053 48	4666 45	6281 42	7890 39	9486 36	11059 32	12596 28
7	1413 71	3034 68	4661 65	6290 61	7913 57	9516 53	11093 50	12636 44
9	1352 92	2981 88	4621 84	6256 80	7879 76	9490 71	11080 66	12642 60
12	1257 123	2882 119	4519 113	6152 109	7769 103	9372 98	10961 92	12526 84
15	1148 154	2771 149	4409 143	6040 137	7659 131	9262 125	10846 118	12406 109
20	890 207	2534 200	4182 192	5836 184	7486 177	9115 170	10710 162	12262 151
25	724 259	2288 252	3913 242	5543 232	7185 224	8821 215	10423 205	11985 196

Flow (GPM)

TORQUE (LB IN) 8821
 SPEED (RPM) 215

TGK 0405

405 cm³ / rev (24.7 in³ / rev)

	PRESSURE (PSID)							
	500	1000	1500	2000	2500	3000	3500	4000
.5	1544 4	3178 3	4840 2	6515 1	8185 1			
1	1593 8	3256 7	4928 6	6607 6	8303 5	9987 4	11652 3	
2	1636 17	3351 16	5084 15	6817 14	8550 13	10272 12	11978 11	13575 10
3	1637 27	3365 25	5106 23	6847 22	8588 21	10314 19	12031 18	13674 16
4	1645 36	3394 34	5159 32	6920 30	8668 29	10402 27	12130 26	13858 24
5	1640 45	3408 43	5201 41	6983 39	8733 37	10466 35	12194 33	13989 31
7	1606 64	3396 61	5211 59	7003 56	8772 54	10527 51	12271 49	14306 46
9	1551 82	3350 80	5176 77	6981 73	8763 70	10519 67	12269 64	14077 61
12	1428 110	3238 107	5075 103	6888 99	8670 95	10424 91	12172 88	14015 84
15	1310 138	3112 135	4948 130	6759 125	8545 120	10306 115	12060 111	13910 106
20	1136 185	2862 181	4692 175	6518 168	8336 162	10122 156	11877 151	13717 145
25			4492 219	6303 212	8084 204	9848 197	11585 190	13408 184

Flow (GPM)

Cont.

Int.

Intermittent operation rating applies to 10% of every minute.

Fonctionnement interm. 10% max. de chaque minute d'utilisation.

Performance data based on testing using 10W40 oil with a viscosity of 200 SUS at 54° C (130° F). Performance data is typical. Actual data may vary slightly from one production motor to another.

Les données sur les performances sont basées sur des tests utilisant de l'huile 10W40 d'une viscosité de 200 SUS à 54°C (130°F). Ces données correspondent à des situations typiques. Les données réelles peuvent varier légèrement d'un moteur de production à l'autre.

017 TGK Series.indd, js

Intermittierende Werte maximal 10% von jeder Betriebsminute.

Capacidad de funcionamiento intermitente valida para 10% por cada minuto.

Leistungsdaten sind gemessen mit SAE 10W40 bei einer Viskosität von 43,1 Cst bei 54°C. Geringfügige Abweichungen von den Katalogdaten sind möglich.

Datos tecnicos obtenidos con aceite 10W40 de 200 SUS de viscosidad a 54°C (130°F). Los datos proporcionados son valores tipicos. Los valores exactos reales podrian tener una pequena variacion entre distintos motores.



Performance Data / Leistungsdaten
Puissance / Datos Tecnicos

Low Speed High Torque Torqmotors™
TGK Series / Serie / Série HY13-1590-010/US,EU

TGK 0475

477 cm³ / rev (29.1 in³ / rev)

	PRESSURE (PSID)								
	500	1000	1500	2000	2500	3000	3500	4000	
.5	1768 3	3732 3	5733 2	7744 1	9762 1				
1	1868 7	3878 7	5879 6	7851 5	9838 4	11830 3			
2	1964 15	4055 14	6180 14	8237 12	10241 10	12136 8	14283 5	16325 2	
3	1972 23	4074 22	6208 21	8321 19	10379 17	12355 13	14513 9	16597 4	
4	2005 31	4135 30	6287 29	8382 27	10463 24	12496 20	14648 15	16749 9	
5	2004 39	4129 38	6304 37	8428 34	10514 31	12544 26	14719 20	16832 13	
7	1990 55	4133 54	6308 52	8445 50	10555 45	12602 40	14795 32	16913 23	
9	1924 70	4104 69	6285 68	8430 65	10528 60	12608 54	14797 45	16935 35	
12	1775 94	3974 93	6157 91	8328 87	10446 82	12528 75	14736 65	16890 54	
15	1619 118	3784 116	5990 114	8188 110	10311 104	12372 96	14598 85	16757 72	
20	1314 157	3373 156	5629 153	7853 149	10038 141	12145 132	14363 119	16545 102	
25	1141 197	3029 196	5220 193	7427 189	9629 182	11757 174	13876 163	16021 151	
30	606 237	2505 236	4649 233	6766 230	8878 224	10989 219	13047 212	15138 204	

Flow (GPM)

TORQUE (LB IN) 6766
 SPEED (RPM) 230

TGK 0530

528 cm³ / rev (32.2 in³ / rev)

	PRESSURE (PSID)								
	500	1000	1500	2000	2500	3000	3250	3750	
.5	2080 3	4256 3	6479 2	8726 2	11012 1				
1	2158 7	4372 6	6592 6	8779 5	10994 4				
2	2246 14	4567 13	6869 12	9126 11	11376 9				
3	2242 21	4578 20	6916 19	9237 17	11500 14	13847 12	15006 10	17323 7	
4	2253 28	4625 27	6977 25	9296 23	11586 20	13949 17	15115 15	17449 11	
5	2235 35	4629 34	7002 32	9333 29	11626 26	14011 22	15185 20	17534 15	
7	2182 49	4599 48	7006 46	9362 42	11659 38	14077 33	15263 30	17634 23	
9	2095 63	4535 62	6960 59	9330 55	11650 50	14086 43	15281 39	17671 30	
12	1943 85	4390 83	6825 80	9217 75	11549 69	13997 62	15198 57	17602 46	
15	1753 106	4199 104	6638 100	9052 95	11408 87	13859 79	15067 74	17483 63	
20	1327 141	3783 139	6262 135	8701 129	11086 120	13563 110	14784 104	17228 90	
25	1011 177	3300 175	5751 171	8210 165	10639 158	13032 149	14240 144	16656 132	
30	269 213	2698 211	5083 208	7415 203	9814 197	12198 188	13388 183	15769 173	

Flow (GPM)

Cont. Int.

Intermittent operation rating applies to 10% of every minute.

Fonctionnement interm. 10% max. de chaque minute d'utilisation.

Performance data based on testing using 10W40 oil with a viscosity of 200 SUS at 54° C (130° F). Performance data is typical. Actual data may vary slightly from one production motor to another.

Les données sur les performances sont basées sur des tests utilisant de l'huile 10W40 d'une viscosité de 200 SUS à 54°C (130°F). Ces données correspondent à des situations typiques. Les données réelles peuvent varier légèrement d'un moteur de production à l'autre.

017 TGK Series.indd, js

Intermittierende Werte maximal 10% von jeder Betriebsminute.

Capacidad de funcionamiento intermitente valida para 10% por cada minuto.

Leistungsdaten sind gemessen mit SAE 10W40 bei einer Viskosität von 43,1 Cst bei 54°C. Geringfügige Abweichungen von den Katalogdaten sind möglich.

Datos tecnicos obtenidos con aceite 10W40 de 200 SUS de viscosidad a 54°C (130°F). Los datos proporcionados son valores típicos. Los valores exactos reales podrían tener una pequeña variación entre distintos motores.



Performance Data / Leistungsdaten
Puissance / Datos Tecnicos

Low Speed High Torque Torqmotors™
TGK Series / Serie / Série HY13-1590-010/US,EU

TGK 0625

623 cm³ / rev (38.0 in³ / rev)

	PRESSURE (PSID)							
	500	1000	1500	1750	2000	2500	2750	3250
.5	1939 2	4593 1						
1	2087 5	4665 3	7283 2	8680 2				
2	2338 11	4991 9	7590 8	8853 7				
3	2386 17	5101 15	7753 13	9055 12	10383 11	13039 7	14367 5	17022 1
4	2457 23	5202 21	7872 19	9174 17	10487 15	13147 11	14477 9	17137 4
5	2479 29	5246 27	7943 25	9242 23	10551 21	13221 15	14557 12	17227 5
7	2464 41	5273 39	7995 36	9306 34	10605 31	13292 24	14636 20	17324 11
9	2401 53	5223 51	7993 48	9337 45	10653 42	13382 36	14747 33	17476 26
12	2254 71	5092 69	7886 65	9239 62	10585 58	13345 49	14725 44	17484 33
15	2052 89	4901 87	7721 83	9086 80	10439 75	13219 64	14608 57	17387 42
20	1600 120	4490 117	7334 112	8725 109	10088 104	12900 92	14305 86	17117 72
25	1063 151	3933 148	6818 144	8235 140	9634 136	12484 125	13909 118	16758 103
30	359 182	3250 180	6074 176	7443 172	8830 168	11636 162	13039 158	15845 151

Flow (GPM)

TORQUE (LB IN) 7443
 SPEED (RPM) 172

TGK 0785

786 cm³ / rev (48.0 in³ / rev)

	PRESSURE (PSID)					
	500	1000	1500	2000	2200	2700
.5	2910 2	6153 2	9607 1	12950 1		
1	3011 4	6296 4	9670 3	12919 3		
2	3217 9	6536 8	9935 7	13060 6		
3	3220 14	6613 13	9977 11	13079 9	14481 8	17775 5
4	3265 19	6679 17	10021 15	13078 13	14489 12	17767 9
5	3263 23	6703 22	10047 19	13103 16	14523 15	17810 12
7	3218 33	6722 31	10068 28	13062 24	14514 22	17802 17
9	3107 43	6664 41	10108 36	13185 31	14665 28	18033 21
12	2892 57	6489 55	9959 49	13082 42	14573 38	17977 29
15	2643 71	6238 69	9733 62	12938 54	14420 50	17858 41
20	2044 95	5673 92	9239 85	12636 75	14113 70	17647 58
25	2313 119	4976 117	8571 110	12073 101	13490 97	17021 86
30	496 143	4104 141	7582 137	11024 130	12463 127	15969 120

Flow (GPM)

Cont.

Int.

Intermittent operation rating applies to 10% of every minute.

Fonctionnement interm. 10% max. de chaque minute d'utilisation.

Performance data based on testing using 10W40 oil with a viscosity of 200 SUS at 54° C (130° F). Performance data is typical. Actual data may vary slightly from one production motor to another.

Les données sur les performances sont basées sur des tests utilisant de l'huile 10W40 d'une viscosité de 200 SUS à 54°C (130°F). Ces données correspondent à des situations typiques. Les données réelles peuvent varier légèrement d'un moteur de production à l'autre.

017 TGK Series.indd, js

Intermittierende Werte maximal 10% von jeder Betriebsminute.

Capacidad de funcionamiento intermitente valida para 10% por cada minuto.

Leistungsdaten sind gemessen mit SAE 10W40 bei einer Viskosität von 43,1 Cst bei 54°C. Geringfügige Abweichungen von den Katalogdaten sind möglich.

Datos tecnicos obtenidos con aceite 10W40 de 200 SUS de viscosidad a 54°C (130°F). Los datos proporcionados son valores típicos. Los valores exactos reales podrían tener una pequeña variación entre distintos motores.



TGK 0960

959 cm³ / rev (58.5 in³ / rev)

	PRESSURE (PSID)				
	500	1000	1500	1800	2300
.5	3692 2	7712 1	11750 1		
1	3788 3	7858 3	11895 3		
2	3900 7	8045 7	12058 6		
3	3905 11	8078 11	12135 10	14623 9	18738 7
4	3939 15	8155 14	12210 13	14718 12	18854 10
5	3923 19	8173 18	12238 17	14763 16	18921 14
7	3860 27	8160 26	12262 24	14816 22	19017 19
9	3733 35	8074 34	12224 31	14803 28	19049 23
12	3475 47	7848 45	12062 42	14665 39	18958 33
15	3149 58	7545 57	11823 53	14445 50	18782 45
20	2437 78	6843 76	11227 72	13854 68	18234 62
25	2969 98	5990 96	10360 92	12921 88	17226 80
30	603 118	4919 117	9170 113	11751 109	16034 102

Flow (GPM)

TORQUE (LB IN) 9170
SPEED (RPM) 113

Cont. Int.

Intermittent operation rating applies to 10% of every minute.

Fonctionnement interm. 10% max. de chaque minute d'utilisation.

Performance data based on testing using 10W40 oil with a viscosity of 200 SUS at 54° C (130° F). Performance data is typical. Actual data may vary slightly from one production motor to another.

Les données sur les performances sont basées sur des tests utilisant de l'huile 10W40 d'une viscosité de 200 SUS à 54°C (130°F). Ces données correspondent à des situations typiques. Les données réelles peuvent varier légèrement d'un moteur de production à l'autre.

017 TGK Series.indd, js

Intermittierende Werte maximal 10% von jeder Betriebsminute.

Capacidad de funcionamiento intermitente valida para 10% por cada minuto.

Leistungsdaten sind gemessen mit SAE 10W40 bei einer Viskosität von 43,1 Cst bei 54°C. Geringfügige Abweichungen von den Katalogdaten sind möglich.

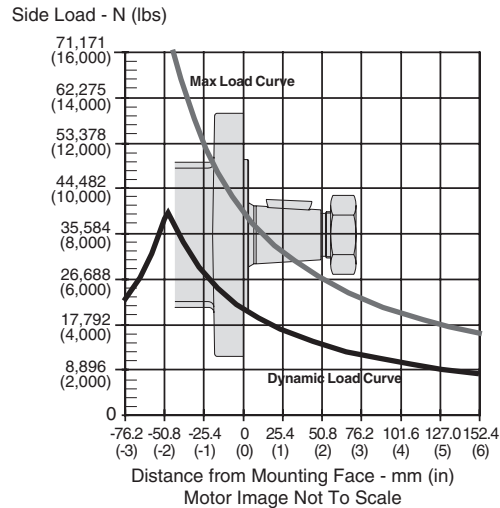
Datos tecnicos obtenidos con aceite 10W40 de 200 SUS de viscosidad a 54°C (130°F). Los datos proporcionados son valores típicos. Los valores exactos reales podrían tener una pequeña variación entre distintos motores.



Radial Load / Radiale Wellenbelastung Charges Radiales / Carga Radial

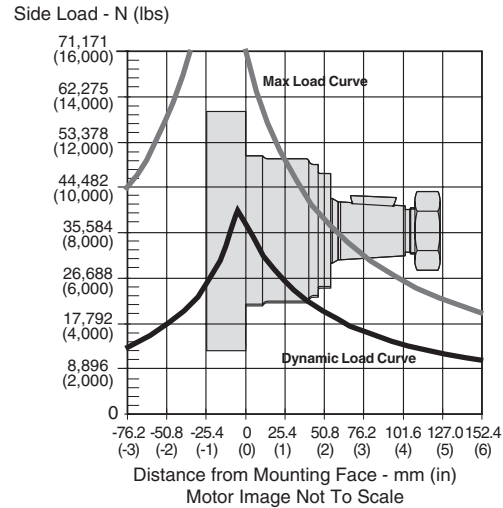
Low Speed High Torque Torqmotors™
TGK Series / Serie / Série HY13-1590-010/US,EU

Flange Mount / Standardgehäuse Monture à bride(s) / Montaje de brida



The dynamic side load curve is based on uni-directional steady state loads for L_{10} bearing life at 3×10^6 revolutions. Die zulässige auslegbare radiale Wellenbelastungskurve ist unter ruhenden, einseitig statisch gerichteten Lastverhältnissen auf eine L_{10} Lebensdauer mit 3×10^6 Umdrehungen kalkuliert. La courbe de charge latérale permise se base sur des charges unidirectionnelles en régime permanent pour le roulement L_{10} à 3×10^6 révolutions. La curva de valores admisibles de carga lateral está basada en cargas constantes para cojinetes L_{10} a 3×10^6 revoluciones.

Wheel Mount / Radnabengehäuse Monture à roue/ Montaje de rueda



The maximum load curve is defined by bearing static load capacity. This curve should not be exceeded at any time including shock loads. Die maximale radiale Wellenbelastungskurve ist definiert als maximale statische Last ohne Drehzahl. Sie gilt als Grenze und sollte keinesfalls überschritten werden. La courbe de charge maximale est définie par la capacité de charge statique portante. Cette courbe ne devrait être dépassée en aucun moment y compris pour les charges par à-coups. La curva de carga máxima queda definida por la capacidad de carga estática del cojinete. No se deben superar los valores de esta curva, ni siquiera con cargas provisionarias de impacto.

Equation to Calculate the Expected Radial Bearing Life Gleichung zur Ermittlung der Lagerlebensdauer

Equation to calculate the dynamic bearing life for a given load:
Bestimmung der erlaubten radialen Wellenbelastung mit vorgegebener Last

Use F_a , F_b and S in equation to determine hours of L_{10} bearing life.
Die Lebensdauer in Stunden ergibt sich durch einsetzen von F_a , F_b , und S in die nachstehende Formel.

$$L = \frac{3 \times 10^6}{60 \times S} \left\{ \frac{F_a}{F_b} \right\}^{3.33}$$

Where / Mit:

S = Shaft Speed RPM / Abtriebswellendrehzahl in min^{-1}

L = Life In Hours / Lebensdauer in Stunden

F_a = Dynamic side load defined by above curve at a distance from mounting flange. / Erlaubte radiale Wellenbelastung als Function der Laenge

F_b = Application side load. / Anwendungsseitige Wellenbelastung

Note: Calculations are based on L_{10} bearing life per ISO 281.
Auslegung basiert auf einer L_{10} Lebensdauer nach ISO 281.

017 TGK Series.indd, js

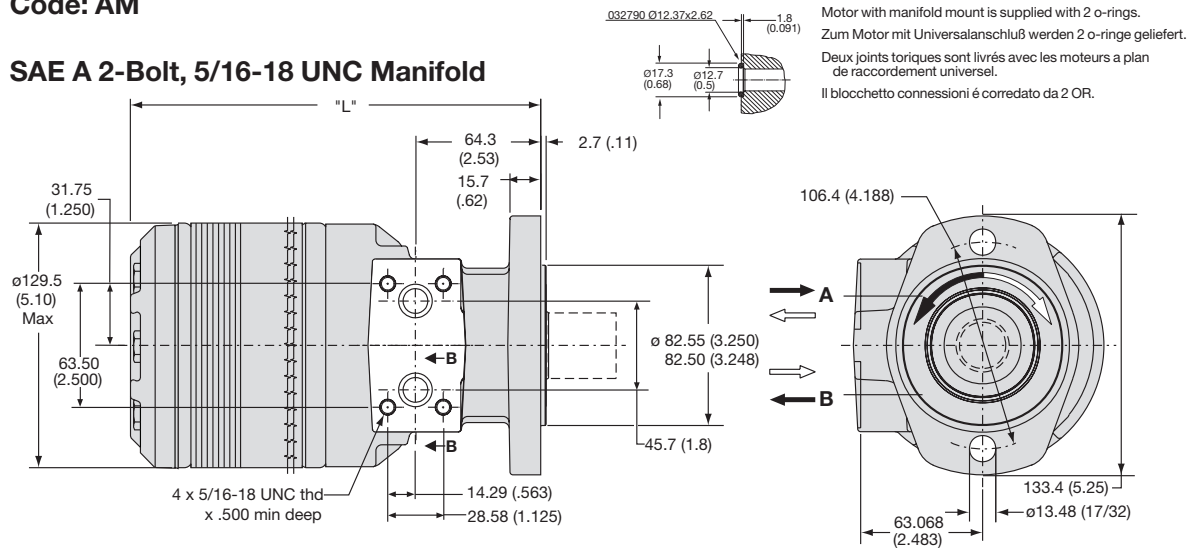


Mounting, Ports/Gehäuse, Anschlüsse
Carter, Orifices / Montaje, Lumbreras

Low Speed High Torque Torqmotors™
TGK Series / Serie / Série HY13-1590-010/US,EU

Code: AM

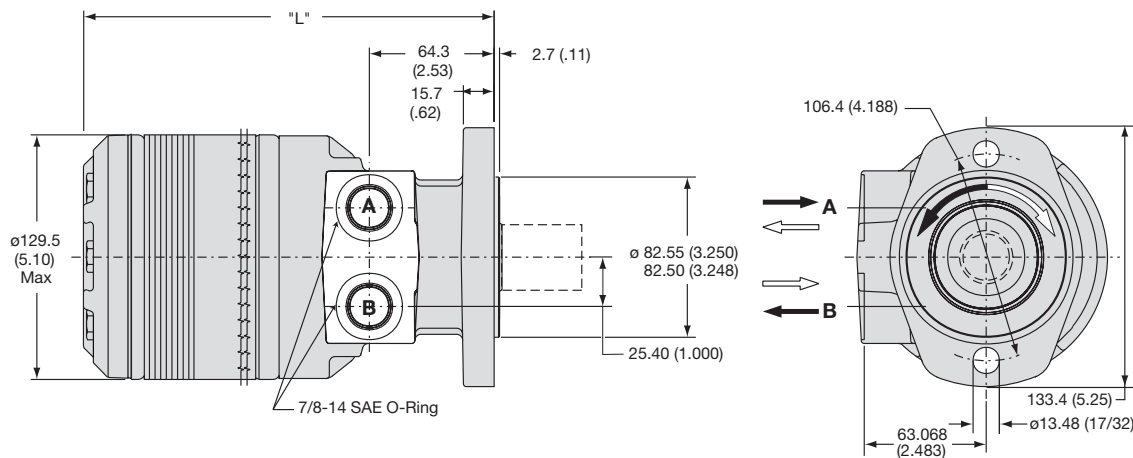
SAE A 2-Bolt, 5/16-18 UNC Manifold



Code AM	disp	0110	0140	0170	0195	0240	0280	0310	0335	0360	0405	0475	0530	0625	0785	0960
Weight/Gewicht	kg	13.7	14.1	14.3	14.5	14.8	15.2	15.4	15.5	15.8	16.1	16.6	17.3	18.0	19.8	20.8
Poids/Peso	(lb)	(30.1)	(31.0)	(31.5)	(32.0)	(32.7)	(33.5)	(33.9)	(34.2)	(34.8)	(35.4)	(36.7)	(38.1)	(39.6)	(43.6)	(45.9)
Length	"L" mm	190.2	193.3	196.1	198.6	202.4	206.8	209.8	212.3	215.6	218.7	225.8	230.9	239.8	256.0	272.5
	"L" (in)	(7.49)	(7.61)	(7.72)	(7.82)	(7.97)	(8.14)	(8.26)	(8.36)	(8.49)	(8.61)	(8.89)	(9.09)	(9.44)	(10.08)	(10.73)

Code: AS

SAE A 2-Bolt, 7/8-14 SAE



Code AS	disp	0110	0140	0170	0195	0240	0280	0310	0335	0360	0405	0475	0530	0625	0785	0960
Weight/Gewicht	kg	13.7	14.1	14.3	14.5	14.8	15.2	15.4	15.5	15.8	16.1	16.6	17.3	18.0	19.8	20.8
Poids/Peso	(lb)	(30.1)	(31.0)	(31.5)	(32.0)	(32.7)	(33.5)	(33.9)	(34.2)	(34.8)	(35.4)	(36.7)	(38.1)	(39.6)	(43.6)	(45.9)
Length	"L" mm	190.2	193.3	196.1	198.6	202.4	206.8	209.8	212.3	215.6	218.7	225.8	230.9	239.8	256.0	272.5
	"L" (in)	(7.49)	(7.61)	(7.72)	(7.82)	(7.97)	(8.14)	(8.26)	(8.36)	(8.49)	(8.61)	(8.89)	(9.09)	(9.44)	(10.08)	(10.73)

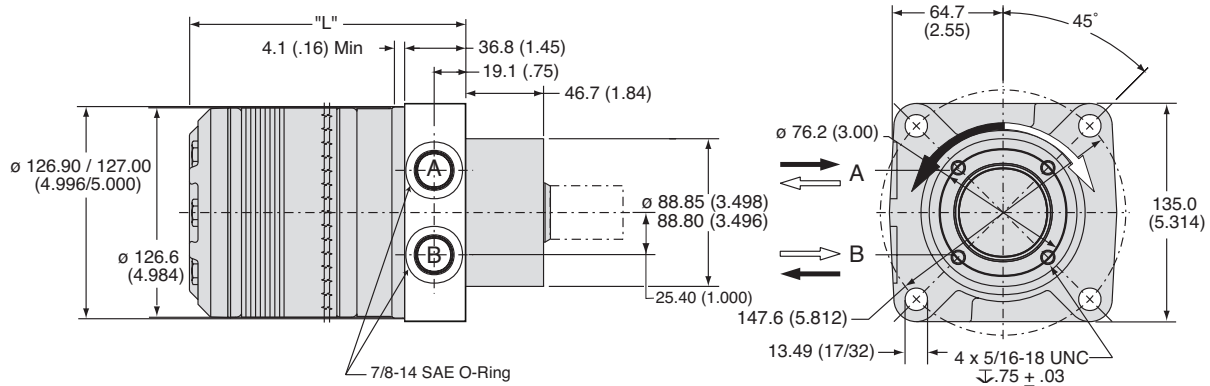
English equivalents for metric specifications are shown in ().

017 TGK Series.indd, js



Code: LS

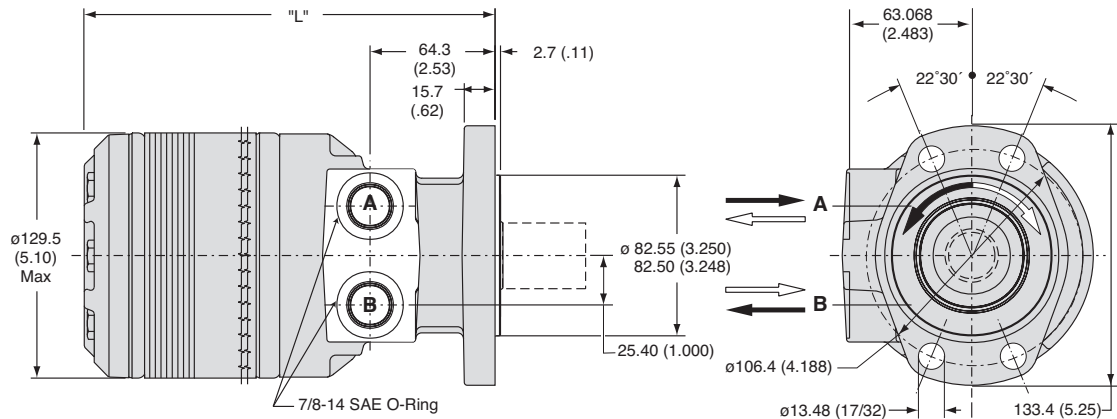
Wheel, Front Brake Nose, 7/8-14 SAE



Code LS	disp	0110	0140	0170	0195	0240	0280	0310	0335	0360	0405	0475	0530	0625	0785	0960
Weight/Gewicht	kg	14.0	14.4	14.6	14.9	15.2	15.6	15.7	15.8	16.1	16.4	16.5	17.6	18.3	19.7	21.1
Poids/Peso	(lb)	(30.9)	(31.8)	(32.2)	(32.8)	(33.5)	(34.3)	(34.7)	(34.9)	(35.4)	(36.2)	(36.4)	(38.9)	(40.3)	(43.4)	(46.6)
Length	"L" mm	145.0	148.1	150.6	153.4	157.2	161.5	164.6	167.1	170.4	173.5	180.6	185.7	194.6	210.8	227.3
	"L" (in)	(5.71)	(5.83)	(5.93)	(6.04)	(6.19)	(6.36)	(6.48)	(6.58)	(6.71)	(6.83)	(7.11)	(7.31)	(7.66)	(8.30)	(8.95)

Code: MS

Magneto, 7/8-14 SAE



Code MS	disp	0110	0140	0170	0195	0240	0280	0310	0335	0360	0405	0475	0530	0625	0785	0960
Weight/Gewicht	kg	13.7	14.1	14.3	14.5	14.8	15.2	15.4	15.5	15.8	16.1	16.6	17.3	18.0	19.8	20.8
Poids/Peso	(lb)	(30.1)	(31.0)	(31.5)	(32.0)	(32.7)	(33.5)	(33.9)	(34.2)	(34.8)	(35.4)	(36.7)	(38.1)	(39.6)	(43.6)	(45.9)
Length	"L" mm	190.2	193.3	196.1	198.6	202.4	206.8	209.8	212.3	215.6	218.7	225.8	230.9	239.8	256.0	272.5
	"L" (in)	(7.49)	(7.61)	(7.72)	(7.82)	(7.97)	(8.14)	(8.26)	(8.36)	(8.49)	(8.61)	(8.89)	(9.09)	(9.44)	(10.08)	(10.73)

English equivalents for metric specifications are shown in ().

017 TGK Series.indd, js

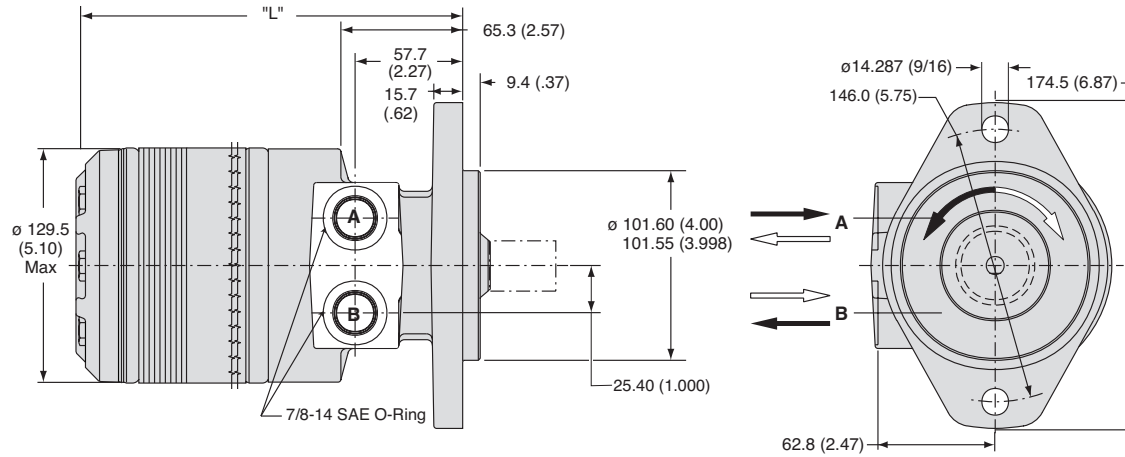


Mounting, Ports/Gehäuse, Anschlüsse
Carter, Orifices / Montaje, Lumbreras

Low Speed High Torque Torqmotors™
TGK Series / Serie / Série HY13-1590-010/US,EU

Code: BS

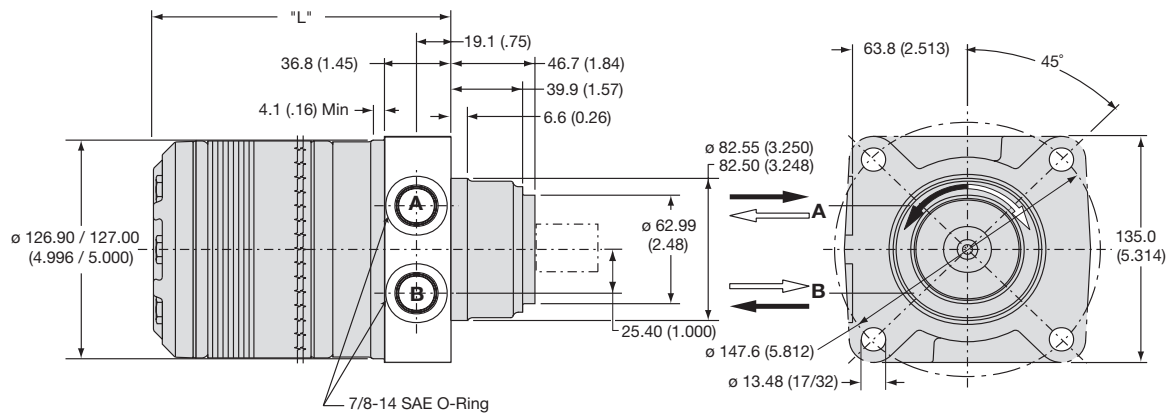
SAE B 2-Bolt, 7/8-14 SAE O-Ring



Code BS	disp	0110	0140	0170	0195	0240	0280	0310	0335	0360	0405	0475	0530	0625	0785	0960
Weight/Gewicht kg	14.3	14.7	14.9	15.1	15.5	15.8	16.0	16.1	16.4	16.7	17.3	17.9	18.6	20.0	21.5	
Poids/Peso (lb)	(31.5)	(32.4)	(32.9)	(33.4)	(34.1)	(34.9)	(35.3)	(35.6)	(36.2)	(36.8)	(38.1)	(39.5)	(41.0)	(44.0)	(47.3)	
Length "L" mm	190.2	193.3	196.1	198.6	202.4	206.8	209.8	212.3	215.6	218.7	225.8	230.9	239.8	256.0	272.5	
"L" (in)	(7.49)	(7.61)	(7.72)	(7.82)	(7.97)	(8.14)	(8.26)	(8.36)	(8.49)	(8.61)	(8.89)	(9.09)	(9.44)	(10.08)	(10.73)	

Code: US

Wheel, Standard, 7/8-14 SAE



Code US	disp	0110	0140	0170	0195	0240	0280	0310	0335	0360	0405	0475	0530	0625	0785	0960
Weight/Gewicht kg	14.0	14.4	14.6	14.9	15.2	15.6	15.7	15.8	16.1	16.4	16.5	17.6	18.3	19.7	21.1	
Poids/Peso (lb)	(30.9)	(31.8)	(32.2)	(32.8)	(33.5)	(34.3)	(34.7)	(34.9)	(35.4)	(36.2)	(36.4)	(38.9)	(40.3)	(43.4)	(46.6)	
Length "L" mm	145.0	148.1	150.6	153.4	157.2	161.5	164.6	167.1	170.4	173.5	180.6	185.7	194.6	210.8	227.3	
"L" (in)	(5.71)	(5.83)	(5.93)	(6.04)	(6.19)	(6.36)	(6.48)	(6.58)	(6.71)	(6.83)	(7.11)	(7.31)	(7.66)	(8.30)	(8.95)	

English equivalents for metric specifications are shown in ().

017 TGK Series.indd, js

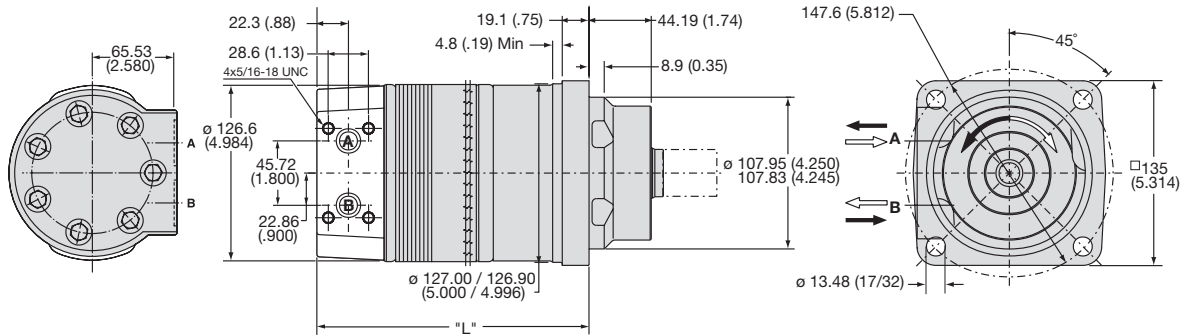


Mounting, Ports/Gehäuse, Anschlüsse
Carter, Orifices / Montaje, Lumbreras

Low Speed High Torque Torqmotors™
TGK Series / Serie / Série HY13-1590-010/US,EU

Code: WE

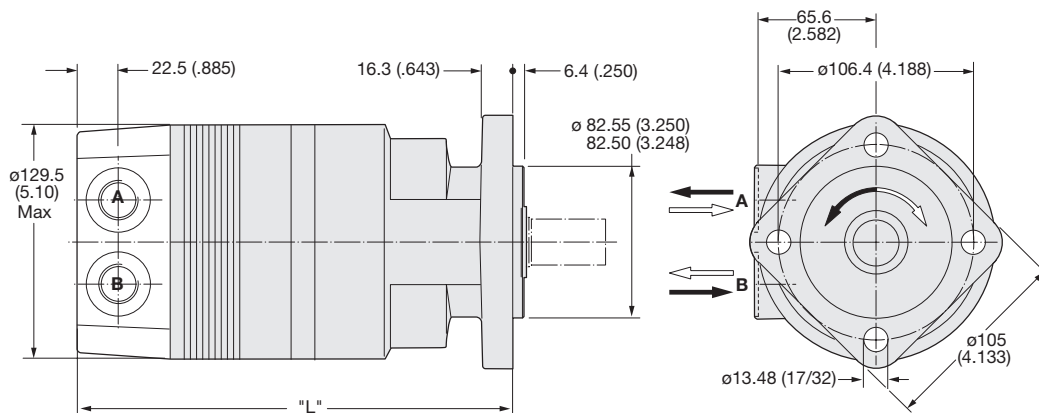
Wheel, Optional, Manifold Rear Port



Code WE	disp	0110	0140	0170	0195	0240	0280	0310	0335	0360	0405	0475	0530	0625	0785	0960
Weight/Gewicht	kg	17.0	17.4	17.6	17.8	18.1	18.5	18.7	18.8	19.1	19.4	19.6	20.6	21.3	22.6	24.1
Poids/Peso	(lb)	(37.4)	(38.3)	(38.8)	(39.3)	(40.0)	(40.8)	(41.2)	(41.5)	(42.1)	(42.7)	(44.0)	(45.4)	(46.9)	(49.9)	(53.2)
Length	"L" mm	172.2	175.3	177.8	181.9	185.9	190.2	193.3	195.8	199.1	202.2	209.0	214.1	223.3	239.5	256.0
	"L" (in)	(6.78)	(6.90)	(7.00)	(7.16)	(7.32)	(7.49)	(7.61)	(7.71)	(7.84)	(7.96)	(8.23)	(8.43)	(8.79)	(9.43)	(10.08)

Code: VB

SAE A 4-Bolt, 7/8-14 SAE Rear Port



Code VB	disp	0110	0140	0170	0195	0240	0280	0310	0335	0360	0405	0475	0530	0625	0785	0960
Weight/Gewicht	kg	15.5	15.9	16.1	16.4	16.7	17.1	17.2	17.4	17.8	18.1	18.5	19.2	19.4	21.1	22.6
Poids/Peso	(lb)	(34.2)	(35.1)	(35.4)	(36.1)	(36.8)	(37.7)	(38.0)	(38.3)	(39.2)	(40.0)	(40.7)	(42.3)	(43.7)	(46.6)	(49.8)
Length	"L" mm	211.3	214.4	213.9	219.7	223.8	227.8	230.9	233.4	236.7	239.8	246.9	252.0	261.1	277.4	293.9
	"L" (in)	(8.32)	(8.44)	(8.42)	(8.65)	(8.81)	(8.97)	(9.09)	(9.19)	(9.32)	(9.44)	(9.72)	(9.92)	(10.28)	(10.92)	(11.57)

English equivalents for metric specifications are shown in ().

017 TGK Series.indd, js

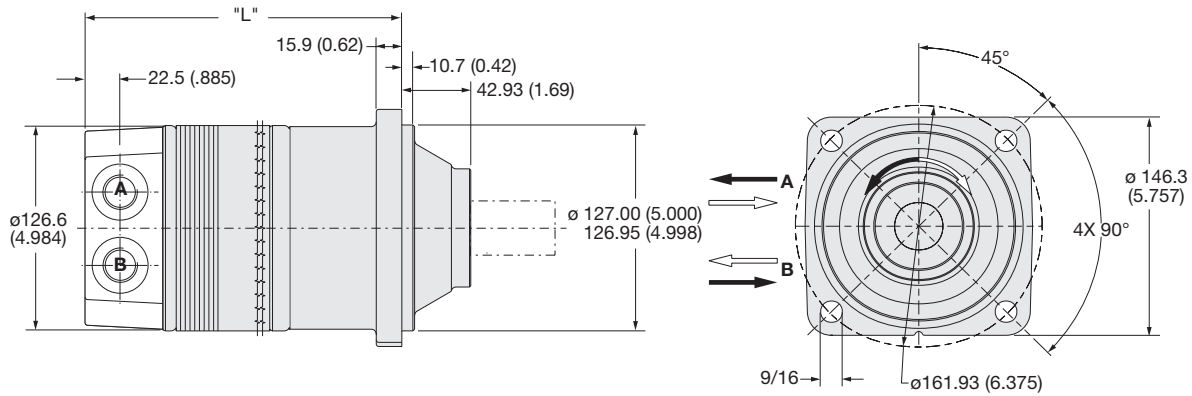


**Mounting, Ports/Gehäuse, Anschlüsse
Carter, Orifices / Montaje, Lumbreras**

**Low Speed High Torque Torqmotors™
TGK Series / Serie / Série** HY13-1590-010/US,EU

Code: DB

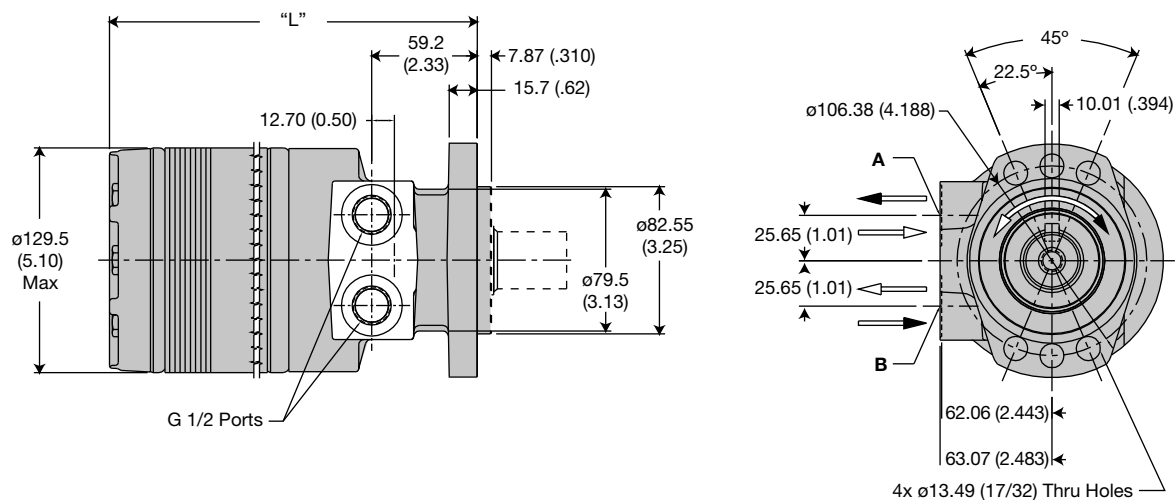
Large Wheel Mount, 7/8-14 SAE Rear Port



Code DB	disp	0110	0140	0170	0195	0240	0280	0310	0335	0360	0405	0475	0530	0625	0785	0960
Weight/Gewicht	kg	17.0	17.4	17.6	17.8	18.1	18.5	18.7	18.8	19.1	19.4	19.6	20.6	21.3	22.6	24.1
Poids/Peso	(lb)	(37.4)	(38.3)	(38.8)	(39.3)	(40.0)	(40.8)	(41.2)	(41.5)	(42.1)	(42.7)	(44.0)	(45.4)	(46.9)	(49.9)	(53.2)
Length	"L" mm	172.2	175.3	177.8	181.9	185.9	190.2	193.3	195.8	199.1	202.2	209.0	214.1	223.3	239.5	256.0
	"L" (in)	(6.78)	(6.90)	(7.00)	(7.16)	(7.32)	(7.49)	(7.61)	(7.71)	(7.84)	(7.96)	(8.23)	(8.43)	(8.79)	(9.43)	(10.08)

Code: EW

Modified SAE A 6-Bolt, G1/2 BSPP



Code EW	disp	0110	0140	0170	0195	0240	0280	0310	0335	0360	0405	0475	0530	0625	0785	0960
Weight/Gewicht	kg	13.7	14.1	14.3	14.5	14.8	15.2	15.4	15.5	15.8	16.1	16.6	17.3	18.0	19.8	20.8
Poids/Peso	(lb)	(30.1)	(31.0)	(31.5)	(32.0)	(32.7)	(33.5)	(33.9)	(34.2)	(34.8)	(35.4)	(36.7)	(38.1)	(39.6)	(43.6)	(45.9)
Length	"L" mm	190.2	193.3	196.1	198.6	202.4	206.8	209.8	212.3	215.6	218.7	225.8	230.9	239.8	256.0	272.5
	"L" (in)	(7.49)	(7.61)	(7.72)	(7.82)	(7.97)	(8.14)	(8.26)	(8.36)	(8.49)	(8.61)	(8.89)	(9.09)	(9.44)	(10.08)	(10.73)

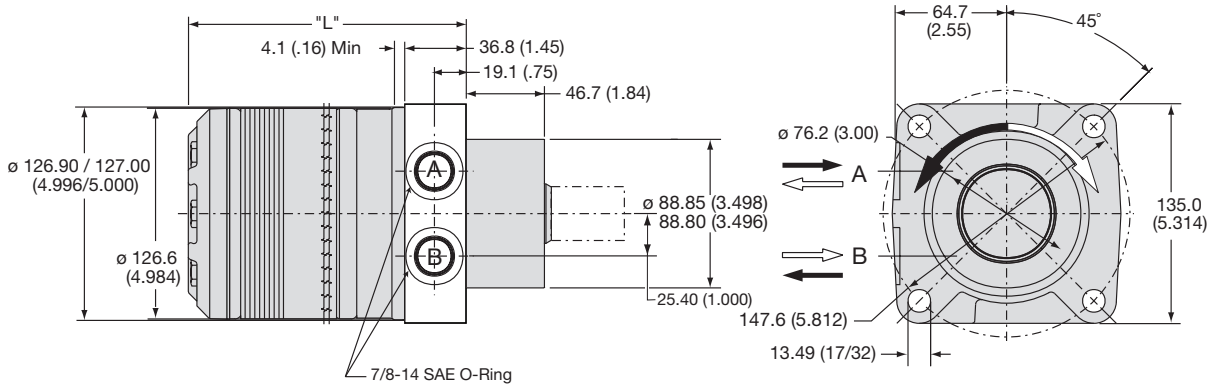
English equivalents for metric specifications are shown in ().

017 TGK Series.indd, js



Code: TS

Wheel, Front Brake, No Tapped Holes in Nose, 7/8-14 SAE



Code TS	disp	0110	0140	0170	0195	0240	0280	0310	0335	0360	0405	0475	0530	0625	0785	0960
Weight/Gewicht	kg	14.0	14.4	14.6	14.9	15.2	15.6	15.7	15.8	16.1	16.4	16.5	17.6	18.3	19.7	21.1
Poids/Peso	(lb)	(30.9)	(31.8)	(32.2)	(32.8)	(33.5)	(34.3)	(34.7)	(34.9)	(35.4)	(36.2)	(36.4)	(38.9)	(40.3)	(43.4)	(46.6)
Length	"L" mm	145.0	148.1	150.6	153.4	157.2	161.5	164.6	167.1	170.4	173.5	180.6	185.7	194.6	210.8	227.3
	"L" (in)	(5.71)	(5.83)	(5.93)	(6.04)	(6.19)	(6.36)	(6.48)	(6.58)	(6.71)	(6.83)	(7.11)	(7.31)	(7.66)	(8.30)	(8.95)

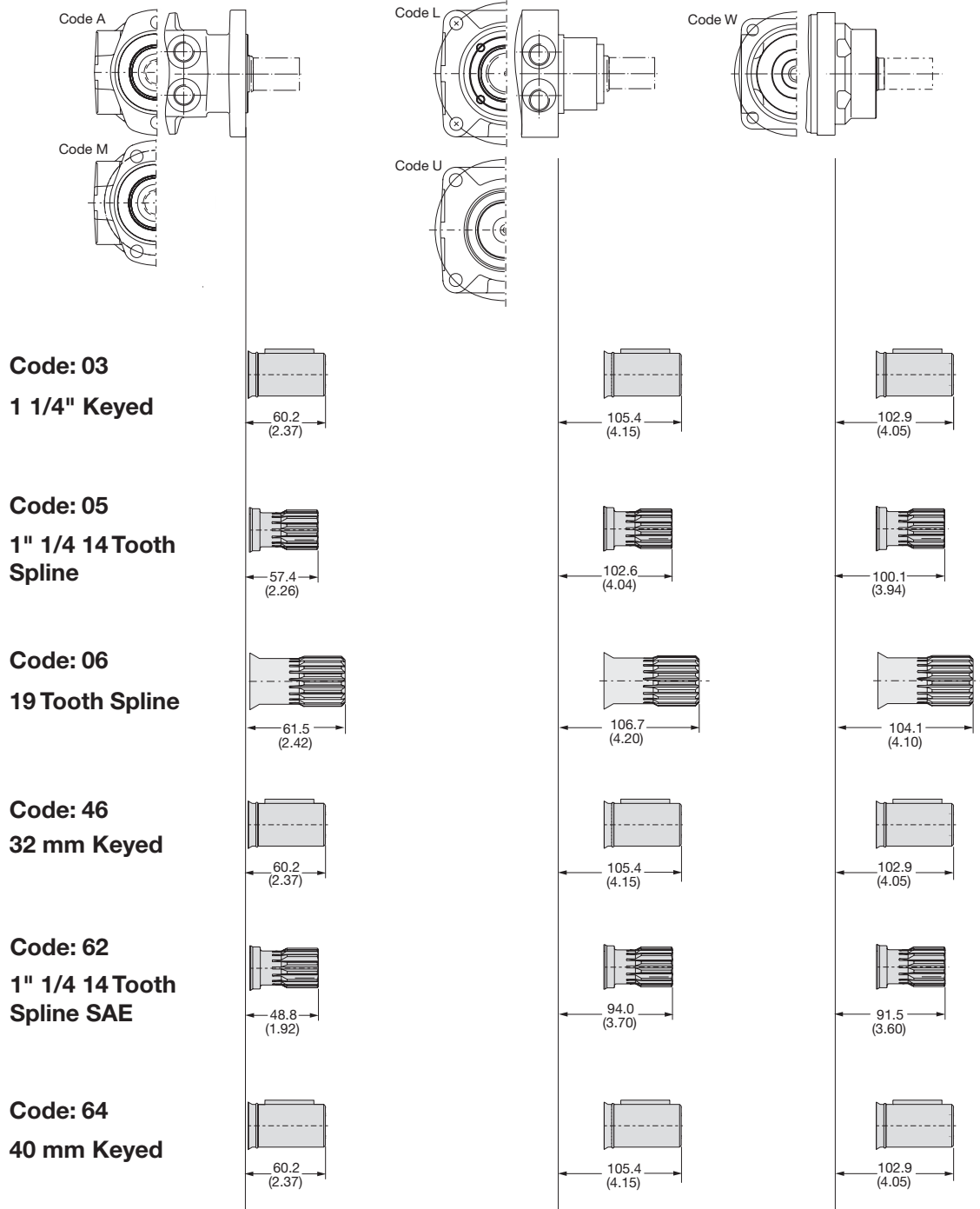
English equivalents for metric specifications are shown in ().

017 TGK Series.indd, js



**Shafts / Abtriebswellen
Arbre / Ejes**

**Low Speed High Torque Torqmotors™
TGK Series / Serie / Série** HY13-1590-010/US,EU



English equivalents for metric specifications are shown in ().

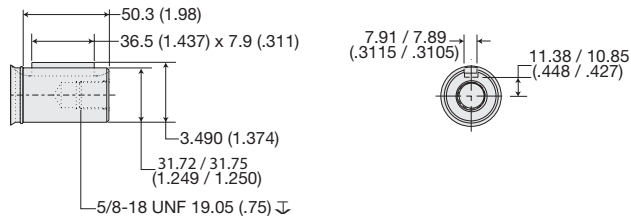
017 TGK Series.indd, js




Shafts / Abtriebswellen
Arbre / Ejes

Low Speed High Torque Torqmotors™
TGK Series / Serie / Série HY13-1590-010/US,EU

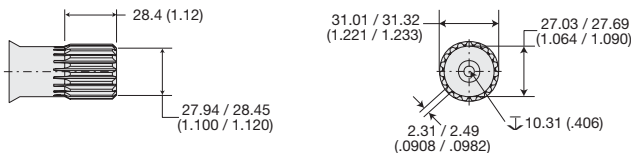
Code: 03
1 1/4" Keyed



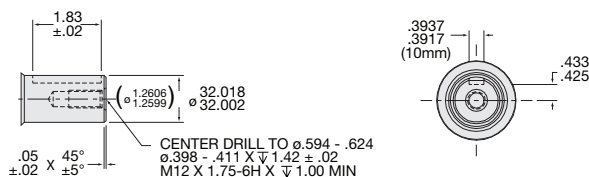
Code: 05
1" 1/4 14 Tooth Spline



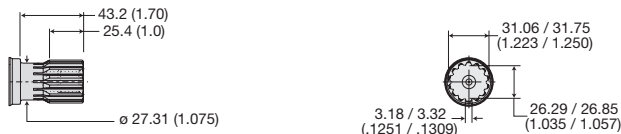
Code: 06
19 Tooth Spline



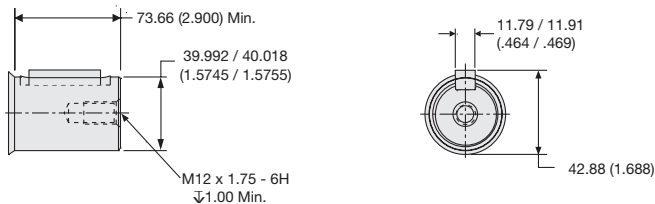
Code: 46
32 mm Keyed



Code: 62
1" 1/4 14 Tooth Spline SAE



Code: 64
40 mm Keyed



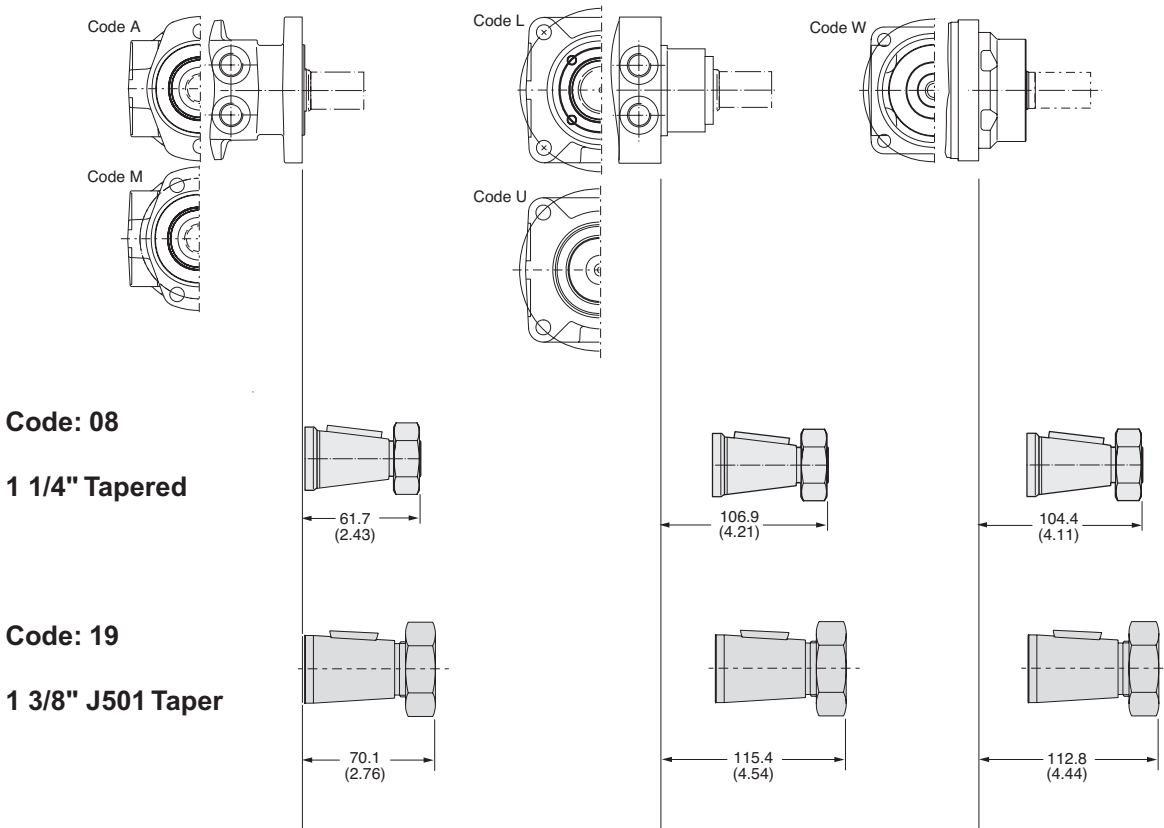
English equivalents for metric specifications are shown in ().

017 TGK Series.indd, js

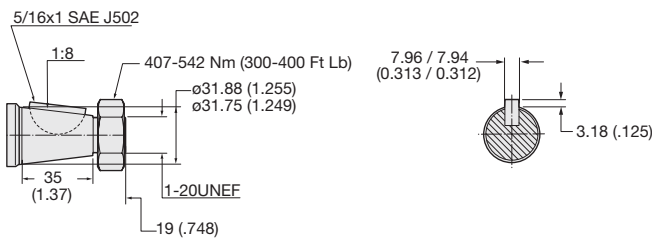


Shafts / Abtriebswellen
Arbre / Ejes

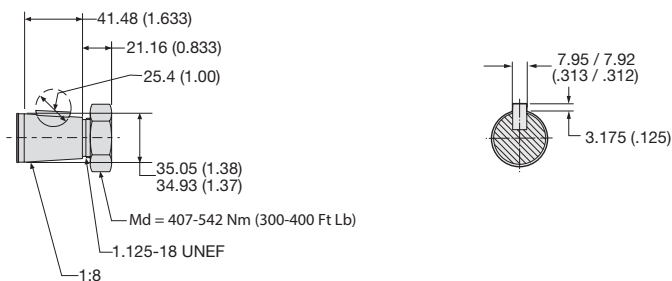
Low Speed High Torque Torqmotors™
TGK Series / Serie / Série HY13-1590-010/US,EU



Code: 08
1 1/4" Tapered



Code: 19
1 3/8" J501 Taper



English equivalents for metric specifications are shown in ().

017 TGK Series.indd, js



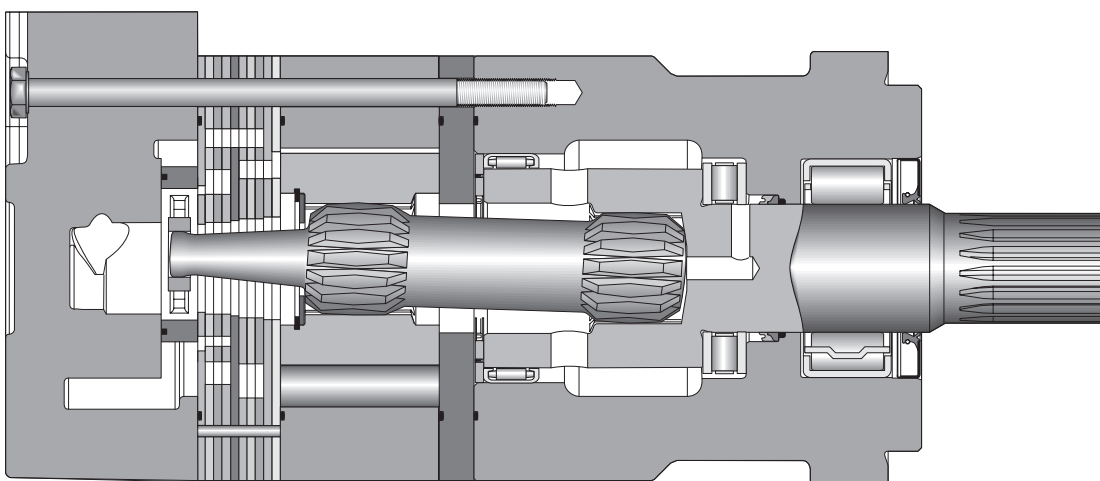

Technical Information / Technische Information / Segni/Informacion Tecnica

**LSHT Torqmotors™ and Nichols™ Motors
TK Series / Serie / Série** HY13-1590-010/US,EU

7 Displacements 7 Schluckvolumen Cylindrée 7 Desplazamientos	(15.3 to 61.0 in ³ /rev) 250 . . . 1000 cm ³ /rev	
Maximum Pressure Eingangsdruk Pression entrée Pressione in entrata	Cont. (3500 psid) . . . 241 bar	Int. (4500 psid) . . . 310 bar
Maximum Oil Flow Schluckstrom Débit d'huile Portata		(60 gpm) . . . 227 lpm
Maximum Speed Drehzahl Velocità di rotazione Vitesse de rotation		(523 rpm) 523 rpm
Maximum Torque MaxDrehmoment Couple Coppia	Cont. (21360 lb in) 2413 Nm	Int. (23540 lb in) 2660 Nm
Maximum Side Load at Key Seitenlast Charges latérales Carico radiale		(5900 lb) . . . 26245 N

Exceptional Strength and Durability in a High Performance Motor

The heart of Parker's TK Series powertrain, the Torqmotor™, is an extra heavy duty part that includes unique 60:40 spline geometry. Rugged construction throughout allows the transmission of over 23,000 lb-in of torque. The entire powertrain is continually washed in cool, high flow fluid to assure long life. Roller vanes and sealed commutator maintain high efficiency and provide smooth low speed performance.



018 TK.indd, js



Ordering Information / Bestellschlüssel LSHT Torqmotors™ and Nichols™ Motors
 System de Commande / Imformacion para pedidos TK Series / Serie / Série HY13-1590-010/US,EU

TK	XXXX	X	X	XX	0	XXXX
Series	Displacement Schluckvolumen Cylindrée Desplazamiento	Mounting Gehäuse Carter Montaje	Ports Anschluß Plan de raccordement Lumbreras	Shaft Welle Arbre Ejes	Rotation Drehrichtung Direction de rotation Rotacion	Options Opciones

Code	cm ³ /tr cm ³ /giro cm ³ /U in ³ /rev
0250	250 / 15.3
0315	315 / 19.2
0400	400 / 24.4
0500	500 / 30.5
0630	630 / 38.4
0800	800 / 48.8
1000	1000 / 61.0

Code	Mounting
K	Standard SAE CC 4 Bolt
T	Wheel Mount
R	SAE CC 4 Bolt Metric

Code	Mounting
5	1 5/16-12 SAE Rear Radial
6	G 3/4 (3/4 BSPP) Rear Radial
4	3/4 Split Flange Rear Radial

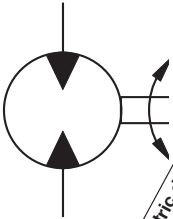
Code	Shaft
32	1 1/2" Keyed
36	1 1/2" 17 Tooth 12/24 Spline
63	1 3/4" Tapered
64	40mm Keyed

Code	Rear Port Rotation
0	Standard
1	Reverse Timed Manifold

Code	Options
AAAA	Standard, Black Paint
AAAB	Standard, No Paint
AAAC	Double Paint
AAAF ²²	Castle Nut, Black Paint
AABP ²²	Castle Nut, No Paint
AAAG	Fluorocarbon Seals, Black Paint
AAAH	Fluorocarbon Seals, No Paint
AAAJ	High Temperature Commutator Seals, Black Paint
AAFG	High Temperature Commutator Seals, No Paint
AAFW	Fluorocarbon seals, High Temperature Commutator Seals, Black paint
AAFA	Fluorocarbon seals, High Temperature Commutator Seals, No paint
AANG ²²	Fluorocarbon seals, High Temperature Commutator Seals, Castle Nut, Black paint
AADD ²²	Fluorocarbon seals, High Temperature Commutator Seals, Castle Nut, No paint

²² Available only with shaft code 63

For other available options, see pages 279-280.



Motor Series TK	cm ³ /rev in ³ /rev	rev/min	cont / int* l/min g/min	cont / int* bar psid	max bar psig	cont / int* Nm lb-in	max KW HP	cont / int* Nm lb-in
TK 0250	250 15.3	523	114 133 30 35	241 310 3500 4500	328 4750	814 1043 7204 9234	48.5 65.0	689 879 6100 7780
TK 0315	315 19.2	413	114 133 30 35	241 310 3500 4500	328 4750	1029 1314 9105 11625	47.4 63.5	949 1217 8400 10770
TK 0400	400 24.4	373	114 151 30 40	207 276 3000 4000	328 4750	1153 1524 10201 13484	48.7 65.3	1049 1410 9280 12480
TK 0500	500 30.5	298	114 151 30 40	207 276 3000 4000	328 4750	1439 1914 12736 16940	48.1 64.5	1322 1783 11700 15780
TK 0630	630 38.4	237	114 151 30 40	207 224 3000 3250	328 4750	1617 1716 14313 15187	33.7 45.2	1497 1621 13250 14350
TK 0800	800 48.8	276	151 227 40 60	190 207 2750 3000	328 4750	1916 2300 16960 20360	44.4 59.5	1745 1902 15440 16834
TK 1000	1000 61.0	218	151 227 40 60	172 190 2500 2750	328 4750	2413 2660 21360 23540	35.4 47.5	1981 2180 17535 19290

Performance data based on testing using 10W40 oil with a viscosity of 200 SUS at 54° C (130° F). Performance data is typical. Actual data may vary slightly from one production motor to another.

Les données sur les performances sont basées sur des tests utilisant de l'huile 10W40 d'une viscosité de 200 SUS à 54°C (130°F). Ces données correspondent à des situations typiques. Les données réelles peuvent varier légèrement d'un moteur de production à l'autre.

Leistungsdaten sind gemessen mit SAE 10W40 bei einer Viskosität von 43,1 Cst bei 54°C. Geringfügige Abweichungen von den Katalogdaten sind möglich.

Datos técnicos obtenidos con aceite 10W40 de 200 SUS de viscosidad a 54°C (130°F). Los datos proporcionados son valores típicos. Los valores exactos reales podrían tener una pequeña variación entre distintos motores.

* Intermittent operation rating applies to 10% of every minute.
Intermittierende Werte maximal 10% von jeder Betriebsminute.
Fonctionnement interm. 10% max. de chaque minute d'utilisation.
Capacidad de funcionamiento intermitente valida para 10% por cada minuto.

TK 0250

15.3 cu in / rev

PRESSURE (PSID)

	500	1000	1500	2000	2500	3000	3500	4000	4500
.5	892 5	1838 3							
1	895 12	1834 10	2777 7	3729 5	4687 4	5366 3			
2	941 27	1922 25	2911 21	3900 19	4895 18	5614 17	6576 16	7551 15	8526 14
4	951 57	1959 55	2972 51	3988 48	5012 46	5932 43	6874 40	7824 38	8792 37
8	927 118	1960 114	2997 110	4035 107	5069 103	6121 98	7124 95	8114 92	9139 89
12	870 178	1913 174	2958 170	4008 166	5060 161	6167 155	7204 149	8221 144	9230 139
16	786 239	1841 234	2895 229	3943 224	4994 219	6147 214	7183 209	8203 205	9234 199
20	671 299	1731 294	2799 289	3855 283	4896 278	6088 272	7126 267	8159 261	9185 255
24	555 359	1600 354	2666 349	3739 342	4796 336	6001 330	7044 324	8075 319	9120 314
28	410 419	1457 416	2516 409	3585 402	4657 395	5887 388	6939 380	7967 373	8993 366
32	237 479	1294 476	2362 469	3424 462	4490 455	5747 448	6802 441	7806 434	8809 426
35	119 523	1157 522	2216 514	3296 507	4381 499	5647 492	6676 484	7661 477	8685 470

Flow (GPM)

TORQUE (LB IN) 5647
SPEED (RPM) 492

Intermittent operation rating applies to 10% of every minute.
Fonctionnement interm. 10% max. de chaque minute d'utilisation.

Performance data based on testing using 10W40 oil with a viscosity of 200 SUS at 54° C (130° F). Performance data is typical. Actual data may vary slightly from one production motor to another.

Les donnees sur les performances sont basees sur des tests utilisant de l'huile 10W40 d'une viscosite de 200 SUS a 54°C (130°F). Ces donnees correspondent a des situations typiques. Les donnees reelles peuvent varier legerement d'un moteur de production a l'autre.
018 TK.indd, js

Cont.

Int.

Intermittierende Werte maximal 10% von jeder Betriebsminute.

Capacidad de funcionamiento intermitente valida para 10% por cada minuto.

Leistungsdaten sind gemessen mit SAE 10W40 bei einer Viskosität von 43,1 Cst bei 54°C. Geringfügige Abweichungen von den Katalogerten sind möglich.

Datos tecnicos obtenidos con aceite 10W40 de 200 SUS de viscosidad a 54°C (130°F). Los datos proporcionados son valores tipicos. Los valores exactos reales podrian tener una pequena variacion entre distintos motores.



TK 0315

19.2 cu in / rev

PRESSURE (PSID)

	500	1000	1500	2000	2500	3000	3500	4000	4500
.5	1105 5	2300 4	3519 3						
1	1161 11	2342 9	3567 9	4786 8	6035 8	7319 7			
2	1210 22	2468 21	3728 20	4992 19	6222 18	7454 17	8675 16	9899 15	1104 14
4	1224 46	2512 43	3803 41	5094 39	6363 37	7623 35	8875 33	10108 31	11337 30
8	1201 94	2524 91	3853 89	5183 86	6498 83	7799 80	9084 78	10343 77	11587 76
12	1128 142	2458 137	3791 133	5134 130	6469 127	7793 124	9105 121	10383 118	11625 117
16	1021 189	2358 184	3702 179	5045 176	6390 172	7724 168	9043 164	10340 161	11601 159
20	890 237	2227 232	3580 226	4931 222	6278 218	7620 214	8942 210	10245 205	11520 201
24	739 284	2067 280	3419 273	4771 268	6123 263	7470 259	8798 254	10099 249	11374 244
28	586 331	1904 327	3249 320	4605 314	5953 309	7296 304	8636 300	9937 293	11222 289
32	397 377	1721 374	3087 367	4420 361	5757 355	7100 350	8447 346	9766 339	11057 332
35	240 413	1558 410	2897 403	4257 395	5606 389	6943 383	8284 378	9593 371	10888 367

Flow (GPM)

TORQUE (LB IN) 6943
 SPEED (RPM) 383

Intermittent operation rating applies to 10% of every minute.

Fonctionnement interm. 10% max. de chaque minute d'utilisation.

Performance data based on testing using 10W40 oil with a viscosity of 200 SUS at 54° C (130° F). Performance data is typical. Actual data may vary slightly from one production motor to another.

Les donnees sur les performances sont basees sur des tests utilisant de l'huile 10W40 d'une viscosite de 200 SUS a 54°C (130°F). Ces donnees correspondent a des situations typiques. Les donnees reelles peuvent varier legerement d'un moteur de production a l'autre.

018 TK.indd.js

Cont.

Int.

Intermittierende Werte maximal 10% von jeder Betriebsminute.

Caacidad de funcionamiento intermitente valida para 10% por cada minuto.

Leistugsdaten sind gemessen mit SAE 10W40 bei einer Viskositat von 43,1 Cst beo 54°C. Geringfuegige Abweichungen von den Katalogerten sond moeglich.

Datos tecnicos obtenidos con aceite 10W40 de 200 SUS de viscosidad a 54°C (130°F). Los datos proporcionados son valores tipcos. Los valores exactos reales podrian tener una pequena variacion entre distintos motores.



TK 0400

24.4 cu in / rev

	PRESSURE (PSID)							
	500	1000	1500	2000	2500	3000	3500	4000
.5	1429 4	2974 3	4559 3	6201 2	7860 2	9483 2	11110 2	12511 1
1	1498 8	3029 8	4566 7	6173 6	7829 6	9479 5	11101 5	12648 4
2	1586 17	3211 15	4835 14	6466 13	8043 12	9590 11	11206 10	12865 9
4	1620 36	3295 34	4974 32	6652 29	8321 28	9962 26	11582 25	13052 23
8	1615 73	3334 70	5062 68	6790 65	8488 63	10160 60	11825 58	13301 56
12	1536 110	3282 107	5025 105	6764 101	8493 98	10201 95	11893 92	13462 89
16	1418 148	3171 144	4924 141	6676 138	8421 134	10150 130	11846 127	13484 123
20	1270 185	3022 181	4776 178	6537 174	8296 170	10037 166	11744 161	13432 157
24	1095 222	2846 219	4601 215	6371 210	8135 206	9876 201	11610 197	13405 192
28	907 259	2645 256	4397 251	6171 247	7937 242	9681 237	11430 232	13250 228
32	683 297	2420 293	4179 288	5951 283	7714 278	9467 273	11211 268	12923 262
35	501 325	2216 322	4007 316	5779 311	7529 306	9280 300	11020 294	12745 289
40	195 373	1908 368	3649 362	5417 357	7193 351	8961 345	10703 339	12390 332

Flow (GPM)

TORQUE (LB IN) 8961
 SPEED (RPM) 345

Intermittent operation rating applies to 10% of every minute.
 Fonctionnement interm. 10% max. de chaque minute d'utilisation.

Performance data based on testing using 10W40 oil with a viscosity of 200 SUS at 54° C (130° F). Performance data is typical. Actual data may vary slightly from one production motor to another.

Les données sur les performances sont basées sur des tests utilisant de l'huile 10W40 d'une viscosité de 200 SUS à 54°C (130°F). Ces données correspondent à des situations typiques. Les données réelles peuvent varier légèrement d'un moteur de production à l'autre.

Cont. Int.

Intermittierende Werte maximal 10% von jeder Betriebsminute.
 Capacidad de funcionamiento intermitente valida para 10% por cada minuto.

Leistungsdaten sind gemessen mit SAE 10W40 bei einer Viskosität von 43,1 Cst bei 54°C. Geringfügige Abweichungen von den Katalogerten sind möglich.
 Datos tecnicos obtenidos con aceite 10W40 de 200 SUS de viscosidad a 54°C (130°F). Los datos proporcionados son valores tipicos. Los valores exactos reales podrian tener una pequena variacion entre distintos motores.

018 TK.indd.js



TK 0500

30.5 cu in / rev

	PRESSURE (PSID)							
	500	1000	1500	2000	2500	3000	3500	4000
1	1880 5	3810 4	5826 3	7926 2	9000 2	11979 2	14077 1	16261 1
2	1982 13	4013 11	6067 9	8109 8	10154 6	12243 5	14323 5	16394 5
4	2000 28	4103 26	6223 24	8346 22	10464 20	12559 18	14642 16	16615 14
8	1971 58	4118 56	6276 53	8437 50	10584 48	12724 45	14852 44	16825 40
12	1876 91	4041 87	6219 85	8400 80	10575 77	12736 73	14873 70	16901 66
16	1724 120	3904 115	6088 112	8277 109	10461 103	12633 101	14801 97	16940 93
20	1537 148	3725 145	5911 142	8105 138	10301 134	12494 130	14660 125	16783 121
24	1318 178	3504 175	5694 171	7898 167	10108 163	12310 159	14481 154	16607 149
28	1066 208	3242 205	5430 200	7634 196	9856 192	12063 188	14232 182	16405 177
32	781 238	2959 235	5146 230	7357 225	9580 221	11781 217	13939 211	16110 206
35	551 260	2702 258	4940 252	7153 248	9335 243	11517 239	13703 233	15892 228
40	178 298	2341 296	4519 290	6746 285	8957 280	11041 275	13296 269	15400 264

Flow (GPM)

TORQUE (LB IN) 11041
 SPEED (RPM) 275

Intermittent operation rating applies to 10% of every minute.

Fonctionnement interm. 10% max. de chaque minute d'utilisation.

Performance data based on testing using 10W40 oil with a viscosity of 200 SUS at 54° C (130° F). Performance data is typical. Actual data may vary slightly from one production motor to another.

Les donnees sur les performances sont basees sur des tests utilisant de l'huile 10W40 d'une viscosite de 200 SUS a 54°C (130°F). Ces donnees correspondent a des situations typiques. Les donnees reelles peuvent varier legerement d'un moteur de production a l'autre.

018 TK.indd, js

Cont.

Int.

Intermittierende Werte maximal 10% von jeder Betriebsminute.

Caacidad de funcionamiento intermitente valida para 10% por cada minuto.

Leistugsdaten sind gemessen mit SAE 10W40 bei einer Viskositaet von 43,1 Cst beo 54°C. Geringfuegige Abweichungen von den Katalogerten sond moeglich.

Datos tecnicos obtenidos con aceite 10W40 de 200 SUS de viscosidad a 54°C (130°F). Los datos proporcionados son valores tipcos. Los valores exactos reales podrian tener una pequena variacion entre distintos motores.



TK 0630

38.4 cu in / rev

PRESSURE (PSID)

	500	1000	1500	2000	2500	3000	3250
1	2319 4	4638 2	6993 2	9395 1			
2	2431 10	4839 8	7230 7	9636 6	11969 5	13330 4	13946 3
4	2492 22	4992 19	7446 17	9896 15	12235 14	13800 13	14516 11
8	2475 45	5116 42	7670 39	10180 36	12504 33	14216 31	15003 29
12	2323 69	5027 66	7694 62	10275 57	12614 53	14253 50	15147 46
16	2106 94	4850 90	7572 85	10229 79	12659 74	14290 70	15187 65
20	1885 118	4638 114	7390 109	10092 102	12609 97	14313 91	15095 85
25	1455 147	4261 143	7110 136	9946 129	12528 119	14268 111	15068 104
30	969 177	3737 175	6596 168	9451 161	12111 152	14113 142	15044 133
32	751 189	3508 187	6330 181	9201 174	11909 165	14028 154	15018 144
40	121 237	2592 235	5266 233	8201 226	11101 217	13504 205	14912 191

Flow (GPM)

TORQUE (LB IN) 13504
 SPEED (RPM) 205

Intermittent operation rating applies to 10% of every minute.
 Fonctionnement interm. 10% max. de chaque minute d'utilisation.

Performance data based on testing using 10W40 oil with a viscosity of 200 SUS at 54° C (130° F) Performance data is typical. Actual data may vary slightly from one production motor to another.

Les donnees sur les performances sont basees sur des tests utilisant de l'huile 10W40 d'une viscosite de 200 SUS a 54°C (130°F). Ces donnees correspondent a des situations typiques. Les donnees reelles peuvent varier legerement d'un moteur de production a l'autre.

Cont. Int.

Intermittierende Werte maximal 10% von jeder Betriebsminute.
 Capacidad de funcionamiento intermitente valida para 10% por cada minuto.

Leistungsdaten sind gemessen mit SAE 10W40 bei einer Viskosität von 43,1 Cst bei 54°C. Geringfügige Abweichungen von den Katalogerten sind möglich.
 Datos tecnicos obtenidos con aceite 10W40 de 200 SUS de viscosidad a 54°C (130°F). Los datos proporcionados son valores tipicos. Los valores exactos reales podrian tener una pequena variacion entre distintos motores.

018 TK.indd.js



TK 0800

48.8 cu in / rev

PRESSURE (PSID)

	500	1000	1500	2000	2500	2750	3000
1	3144 4	6368 4	9714 3	13131 3	16586 3	18303 3	20020 3
2	3254 9	6589 8	9957 8	13355 7	16783 7	18511 7	20239 7
4	3313 18	6721 17	10131 17	13531 16	16926 15	18632 15	20338 15
8	3267 37	6707 36	10146 35	13561 33	16961 32	18661 32	20360 31
12	3105 55	6564 54	10011 53	13436 51	16832 49	18512 48	20191 47
16	2817 74	6316 73	9812 71	13263 68	16678 66	18380 65	20082 64
20	2530 93	6046 91	9530 89	12963 86	16392 84	18099 83	19806 81
24	2153 112	5637 109	9156 107	12636 104	16060 101	17758 100	19456 99
28	1741 130	5226 128	8766 125	12213 122	15621 119	17339 118	19057 116
32	1302 149	4774 147	8267 144	11748 140	15196 137	16885 136	18574 134
35	941 162	4411 161	7913 158	11363 154	14816 151	16511 149	18206 147
40	349 186	3765 184	7231 181	10684 177	14141 174	15842 172	17543 170
45	244 209	3134 208	6585 205	10019 201	13462 197	15149 195	16835 193
50	0 234	2287 232	5748 228	9207 224	12688 219	14407 218	16125 216
55		1441 256	4326 252	8356 247	12212 242	13713 241	15213 239
60			2904 276	7505 270	10677 265	12489 264	14301 262

TORQUE (LB IN) 17543
SPEED (RPM) 170

Flow (GPM)

Intermittent operation rating applies to 10% of every minute.

Fonctionnement interm. 10% max. de chaque minute d'utilisation.

Performance data based on testing using 10W40 oil with a viscosity of 200 SUS at 54° C (130° F). Performance data is typical. Actual data may vary slightly from one production motor to another.

Les donnees sur les performances sont basees sur des tests utilisant de l'huile 10W40 d'une viscosite de 200 SUS a 54°C (130°F). Ces donnees correspondent a des situations typiques. Les donnees reelles peuvent varier legerement d'un moteur de production a l'autre.

018 TK.indd.js

Cont.

Int.

Intermittierende Werte maximal 10% von jeder Betriebsminute.

Caacidad de funcionamiento intermitente valida para 10% por cada minuto.

Leistungsdaten sind gemessen mit SAE 10W40 bei einer Viskosität von 43,1 Cst bei 54°C. Geringfügige Abweichungen von den Katalogerten sind möglich.

Datos tecnicos obtenidos con aceite 10W40 de 200 SUS de viscosidad a 54°C (130°F). Los datos proporcionados son valores tipicos. Los valores exactos reales podrian tener una pequena variacion entre distintos motores.



TK 1000

61.0 cu in / rev

PRESSURE (PSID)

	500	1000	1500	2000	2500	2750
1	3839 3	7926 2	12129 1	16431 1	20758 1	23100 1
2	4049 7	8269 6	12522 5	16814 4	21124 4	23195 4
4	4122 14	8406 13	12692 12	16997 11	21317 11	23477 11
8	4040 29	8378 28	12711 26	17031 25	21366 23	23546 23
12	3846 44	8215 42	12581 41	16899 39	21173 37	23312 36
16	3519 59	7958 57	12362 55	16690 53	20955 50	23083 50
20	3168 74	7615 72	12006 70	16369 67	20683 64	22750 63
24	2705 89	7132 87	11594 85	15965 82	20245 78	22358 77
28	2173 104	6629 102	11088 100	15457 96	19776 93	21883 92
32	1627 119	6008 117	10463 114	14911 111	19230 107	21354 105
35	1170 130	5568 129	9988 126	14376 123	18768 119	20921 117
40	399 149	4732 148	9133 145	13544 142	17944 138	20093 136
45	0 169	3802 167	8071 164	12397 161	16791 157	18963 155
50	0 187	2733 186	6958 183	11168 179	15338 175	17376 174
55		1502 205	5845 202	9939 198	13985 194	15973 191
60			4732 218	8710 215	12632 213	14202 211

TORQUE (LB IN) 20093
 SPEED (RPM) 136

Flow (GPM)

Intermittent operation rating applies to 10% of every minute.

Fonctionnement interm. 10% max. de chaque minute d'utilisation.

Performance data based on testing using 10W40 oil with a viscosity of 200 SUS at 54° C (130° F) Performance data is typical. Actual data may vary slightly from one production motor to another.

Les donnees sur les performances sont basees sur des tests utilisant de l'huile 10W40 d'une viscosite de 200 SUS a 54°C (130°F). Ces donnees correspondent a des situations typiques. Les donnees reelles peuvent varier legerement d'un moteur de production a l'autre.

Cont.

Int.

Intermittierende Werte maximal 10% von jeder Betriebsminute.

Capacidad de funcionamiento intermitente valida para 10% por cada minuto.

Leistungsdaten sind gemessen mit SAE 10W40 bei einer Viskosität von 43,1 Cst bei 54°C. Geringfügige Abweichungen von den Katalogerten sind möglich.

Datos tecnicos obtenidos con aceite 10W40 de 200 SUS de viscosidad a 54°C (130°F). Los datos proporcionados son valores tipicos. Los valores exactos reales podrian tener una pequena variacion entre distintos motores.

018 TK.indd, js

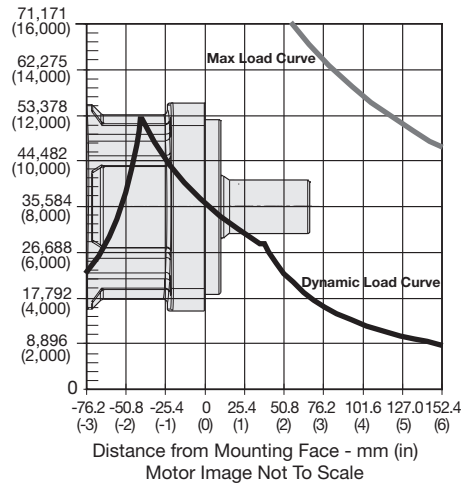


Radial Load / Radiale Wellenbelastung Charges Radiales / Carga Radial

LSHT Torqmotors™ and Nichols™ Motors
TK Series / Serie / Série HY13-1590-010/US,EU

Flange Mount / Standardgehäuse Monture à bride(s) / Montaje de brida

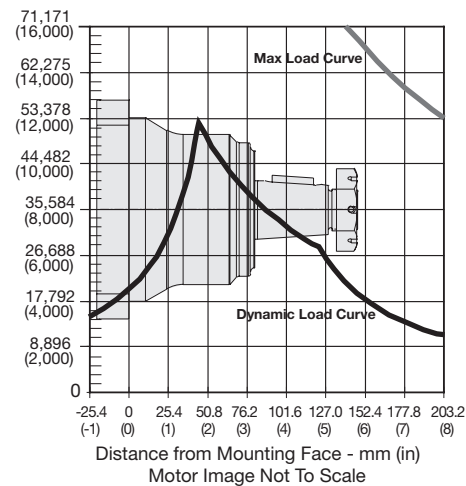
Side Load - N (lbs)



The dynamic side load curve is based on uni-directional steady state loads for L_{10} bearing life at 12×10^6 @ 100 RPM revolutions.
Die zulaessige auslegbare radiale Wellenbelastungskurve ist unter ruhenden, einseitig statisch gerichteten Lastverhältnissen auf eine L_{10} Lebensdauer mit 12×10^6 Umdrehungen kalkuliert bei 100 min.
La courbe de charge laterale permise se base sur des charges unidirectionnelles en regime permanent pour le roulement L_{10} a 12×10^6 @ 100 RPM revolutions.
La curva de valores admisibles de carga lateral esta basada en cargas contantes para cojinetes L_{10} a 12×10^6 revoluciones @ 100 RPM.

Wheel Mount / Radnabengehäuse Monture à roue / Montaje de rueda

Side Load - N (lbs)



The maximum load curve is defined by bearing static load capacity. This curve should not be exceeded at any time including shock loads.
Die maximale radiale Wellenbelastungskurve ist definiert als maximale statische Last ohne Drehzahl. Sie gilt als Grenze und sollte keinesfalls überschritten werden.
La courbe de charge maximale est définie par la capacité de charge statique portante. Cette courbe ne devrait être dépassée en aucun moment y compris pour les charges par à-coups.
La curva de carga máxima queda definida por la capacidad de carga estática del cojinete. No se deben superar los valores de esta curva, ni siquiera con cargas provisorias de impacto.

Equation to Calculate the Expected Radial Bearing Life Gleichung zur Ermittlung der Lagerlebensdauer

Equation to calculate the dynamic bearing life for a given load:
Bestimmung der erlaubten radialen Wellenbelastung mit vorgegebener Last

Use F_a , F_b and S in equation to determine hours of L_{10} bearing life.
Die Lebensdauer in Stunden ergibt sich durch einsetzen von F_a , F_b und S in die nachstehende Formel.

$$L = \frac{12 \times 10^6}{60 \times S} \left\{ \frac{F_a}{F_b} \right\}^{3.33}$$

Where / Mit:

- S = Shaft Speed RPM / Abtriebswellendrehzahl in min^{-1}
- L = Life In Hours / Lebensdauer in Stunden
- F_a = Allowable side load defined by above curve at a distance from mounting flange. / Erlaubte radiale Wellenbelastung als Function der Laenge
- F_b = Application side load. / Anwendungsseitige Wellenbelastung

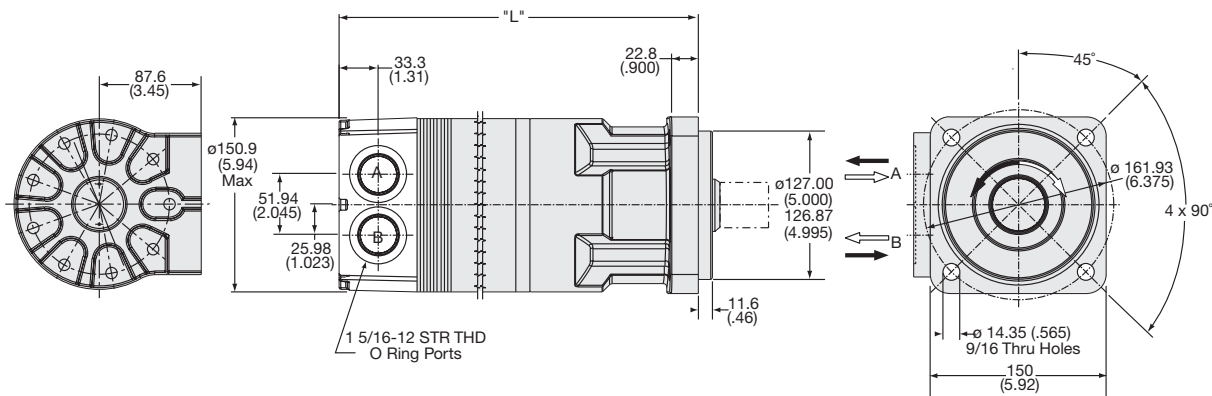
Note: Calculations are based on L_{10} bearing life per ISO 281.
Auslegung basiert auf einer L_{10} Lebensdauer nach ISO 281.

018 TK.indd, js



Code: K5

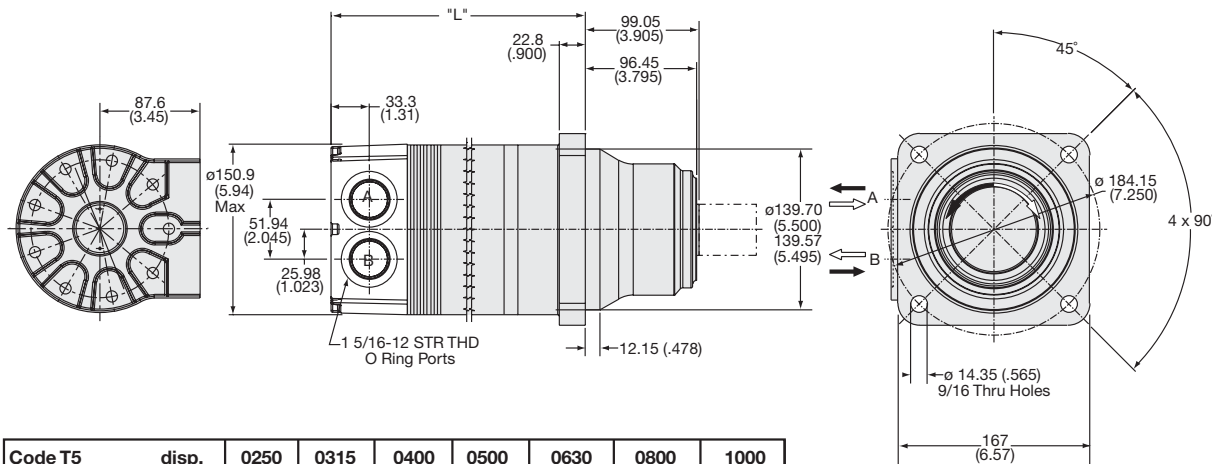
Standard SAE CC, 1 5/16-12 SAE Rear Radial



Code K5	disp.	0250	0315	0400	0500	0630	0800	1000
Weight/Gewichtkg	kg	32.0	32.7	33.5	34.5	35.7	37.2	39.1
Poids/Peso	(lb)	(70.6)	(72.0)	(73.8)	(76.0)	(78.8)	(82.1)	(86.3)
Length	"L" mm	276.9	281.9	289.6	297.2	309.9	322.6	340.4
	"L" (in)	(10.9)	(11.1)	(11.4)	(11.7)	(12.2)	(12.7)	(13.4)

Code: T5

Wheel Mount, 1 5/16-12 SAE Rear Radial



Code T5	disp.	0250	0315	0400	0500	0630	0800	1000
Weight/Gewicht	kg	30.8	31.4	32.3	33.2	34.5	36.0	37.9
Poids/Peso	(lb)	(67.9)	(69.3)	(71.1)	(73.3)	(76.1)	(79.4)	(83.5)
Length	"L" mm	190.5	195.6	203.2	213.4	223.5	238.8	256.5
	"L" (in)	(7.5)	(7.7)	(8.0)	(8.4)	(8.8)	(9.4)	(10.1)

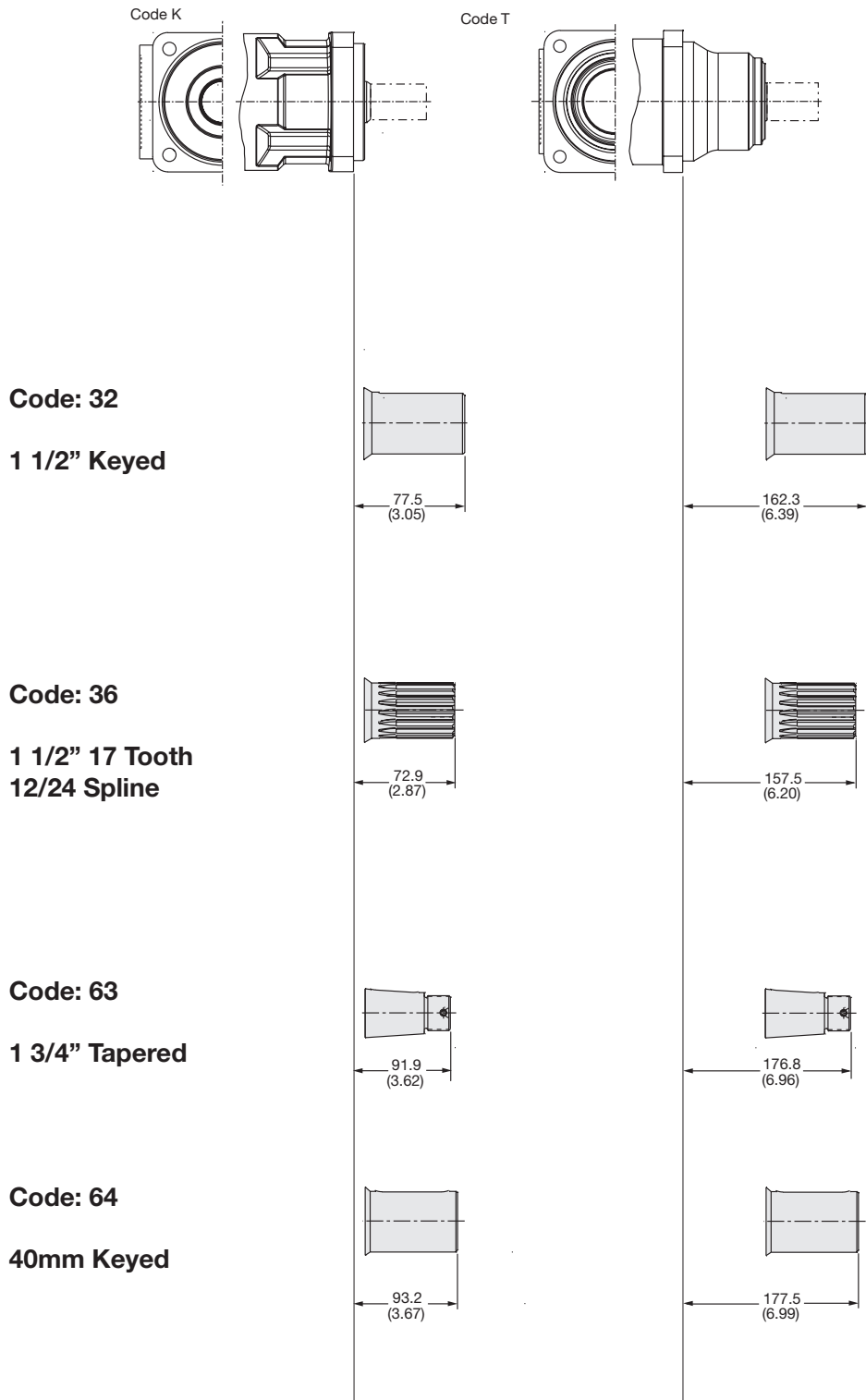
English equivalents for metric specifications are shown in ().

018 TK.indd, js



Shafts / Abtriebswellen
Arbre / Ejes

LSHT Torqmotors™ and Nichols™ Motors
TK Series / Serie / Série HY13-1590-010/US,EU

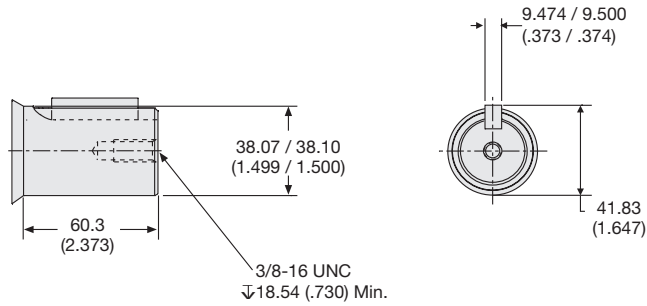


English equivalents for metric specifications are shown in ().

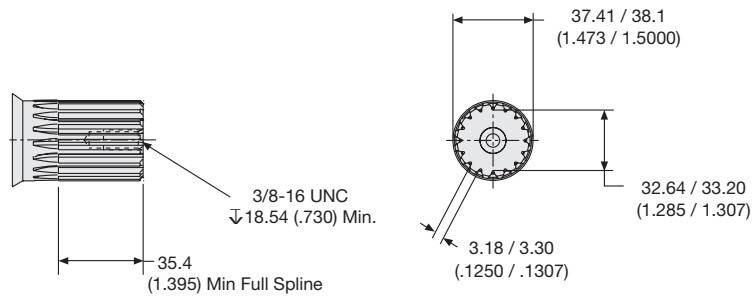
018 TK.indd, js



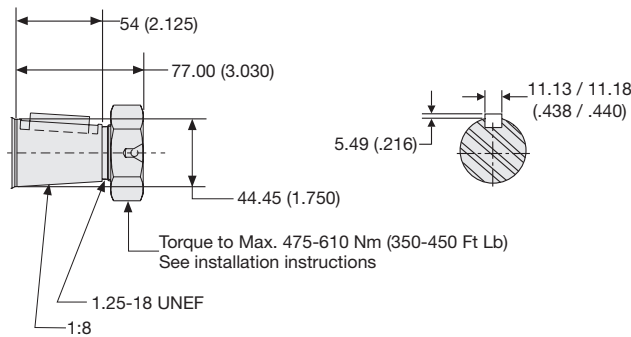
Code: 32
1 1/2" Keyed



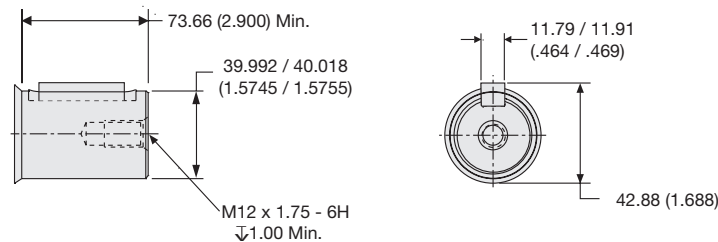
Code: 36
**1 1/2" 17 Tooth
12/24 Spline**



Code: 63
1 3/4" Tapered



Code: 64
40mm Keyed



English equivalents for metric specifications are shown in ().

018 TK.indd, js



Standard Options

LSHT Torqmotors™ and Nichols™ Motors Heavy Duty Motors

HY13-1590-010/US,EU

TK	Availability		Code		Description
	TKG		Painted	Unpainted	
x	x		AAAA	AAAB	Black Paint
x	x		AAAC	-	Double Paint
x ²²	x ¹⁵		AAAF	AABP	Castle Nut
x	x		AAAG	AAAH	Fluorocarbon Seals
x	x		AAAJ	AAFG	High Temperature Commutator Seal
	x		AABJ	AABK	Free Running Rotorset
	x ¹⁰		AAAT	AAFX	Hot Oil Shuttle (11:00)
	x ^{10,15}		AAAU	AAGF	Bi-directional Shuttle (11:00*), Castle Nut
	x		AABL	AABM	Free Running Rotor Set & No Commutator Seal
x	x		AABT	-	No Nut
x	x		AACP	-	Free Running Rotor Set, Castle Nut
x	x		-	AADJ	High Temperature Commutator Seal, Castle Nut
x	x		AAFW	AAFA	Fluorocarbon (Viton) Seals, High Temperature Commutator Seal
x ²²	x ²⁰		AANG	AADD	Fluorocarbon seals, High Temperature Commutator Seals, Castle Nut
	x ¹⁰		-	AAFX	Bidirectional shuttle (11:00*)
x	x		AAHU	-	High Temperature Commutator Seal, No Nut
x	x		-	AAJL	No Nut
x	x		AALF	-	No Commutator Seal
	x ¹⁰		BBBA	BBBM	69 Bar (1000 PSI) Internal Bidirectional Relief
	x ¹⁰		BBBG	BBBJ	103 Bar (1500 PSI) Internal Bidirectional Relief
	x ¹⁰		BBBB	-	138 Bar (2000 PSI) Internal Bidirectional Relief
	x ^{10,21}		BBBC	BBBF	207 Bar (3000 PSI) Internal Bidirectional Relief
	x ^{10,18}		BBBD	BBBW	276 Bar (4000 PSI) Internal Bidirectional Relief
	x ^{10,21}		-	BBCG	2500 PSI Int Bidirectional Relief
	x		FSAA	FSAB	Speed Sensor
	x		-	AAUY	Complete Motor Nickel Plated, 40 um, Except Shaft

Consult factory for other positions and combinations.

¹⁰ Not available with ports code A, B or E (If specifying internal bidirectional reliefs, relief settings cannot exceed intermittent pressure rating of motor.)

¹⁵ Available only with shaft codes 08 and 19

¹⁸ Not available with displacements 0530, 0625, 0785 or 0960

²⁰ Only available with shaft codes 08, 19 and 31

²¹ Not available with displacements 0785 or 0960

²² Only available with TK shaft code 63

Standard Options

Code: AAAC

Double Paint — Base coat of red oxide primer and finish coat of black paint for increased corrosion resistance.

Code: AAAF* or AABP

Castle Nut — All motors ordered with Tapered shafts are equipped with patch locking nuts. If desired, a castle nut may be specified.

Code: AAAJ* or AAFG

High Temperature Commutator Seal — Under conditions of high temperature, it is suggested that a high temperature commutator seal be used.

Code: AAAG* or AAAH

Fluorocarbon — is available under various registered trademarks, including VITON™ (a registered trademark of DuPont), FLUOREL™ (a registered trademark of 3M) or FPM™ (a registered trademark of DuPont).

Code: AABJ* or AABK

Free Running Rotorset — The “free running rotorset” is a specially dimensioned rotorset that allows for smoother operation at low flows and low pressure. Volumetric efficiency can be affected.

Code: AANM*

Seal Saver — Seal saver is a metal disc that presses onto the motor shaft, covering the dirt and water (D&W) seal. It's purpose is to aid in preventing external contamination from damaging the D&W seal.

Code: AAAC

Zweischichtlackierung schwarz

Code AAAF* or AABP

Kronenmutter
Selbstsichernde Mutter wird ersetzt durch Kronenmutter

Code: AAAJ* or AAFG

Kommutatordichtung fuer hohe Temperaturen
— Bei hohen Temperaturen des Hydraulikoels wird empfohlen die Kommutatordichtung fuer hohe Temperaturen einzusetzen!

Code: AAAG* or AAAH

Fluorocarbon Dichtungen
Für Anwendungen im höheren/niedrigeren Temperaturbereich oder speziellen Flüssigkeiten wird der Einsatz von Fluorocarbon Dichtungen empfohlen. Fluorocarbon ist bekannt unter verschiedenen eingetragenen Warenzeichen VITON™ - DuPont, Fluorel™ - 3M, FPM™ - DuPont

Code: AABJ* or AABK

Leichtläufer Rotorsatz
Anlaufdruck < 5 bar

Code: AANM*

Versiegelungsschutz — Der Versiegelungsschutz besteht aus einer Metallscheibe, die gegen die Antriebswelle drückt und damit Schmutz- und Wasserdichtung (D&W-Dichtung) abdeckt. Hierdurch soll einer Beschädigung der D&W-Dichtung auf Grund externer Verunreinigungen vorgebeugt werden.

* Option code shown is with a single black coat of paint.
* Motor schwarz grundiert

Code: FSAA* or FSAB  

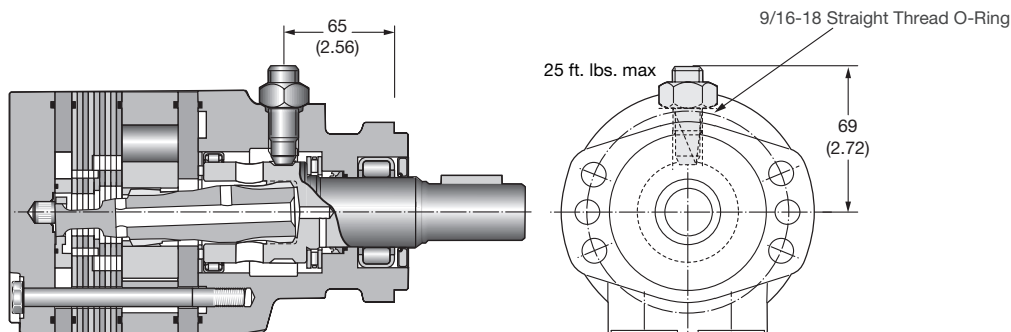
An Economical Sensor for Speed Readout

This rugged, weather resistant design is ideal for industrial and mobile applications. Applications include salt/sand/fertilizer spreader drives, conveyer drives and injection molder compression drives. The sensor is a hall-effect type, which when externally powered outputs 30 square wave digital pulses per coupling shaft revolution. The connector is a user friendly universally available 4 pin polarized M12 connector allowing for simplified field service. The integrated design does not effect the side load capacity or performance of the torque motor.

Dieser robuste, wetterfeste Drehzahlaufnehmer arbeitet nach dem Halleffekt. Es werden 30 Rechteckimpulse pro Abtriebswellenumdrehung erzeugt. Durch Erfassung der positiven und negativen Wellenflanken sind 60 Impulse pro Umdrehung möglich. Der Sensor führt zu keiner Leistungsbeschränkung des Motors. Die volle Radiallastkapazität bleibt erhalten.

Un capteur economique pour mesure de la vitesse. Ce capteur robuste et resistant aux intemperies est a effet Hall. Alimente par une source externe, il fournit 30 ondes digitales carrees par tour. Par multiplication lelectronique on obtient 60 pulsations par tour. Son montage ne modifie pas le couple ni la charge radiale du moteur qui le recoit.

Este es un diseño de construcción reforzada, apto para uso a la intemperie e ideal para uso industrial y en equipos móviles. Entre sus aplicaciones, se puede mencionar esparcidores de sal, arena o fertilizantes, unidades motoras de transportadores y unidades motoras de compresión para moldeo a inyección. El sensor es del tipo de medio efecto, que al ser excitado externamente, genera 30 pulsos digitales de onda cuadrada por cada revolución del eje del acoplamiento. Utiliza un simple conector M12 polarizado tetrapolar, que es de uso común y facilita el mantenimiento en el lugar de instalación. El diseño integrado no afecta la capacidad de carga lateral ni la potencia del motor de torque.



English equivalents for metric specifications are shown in ().

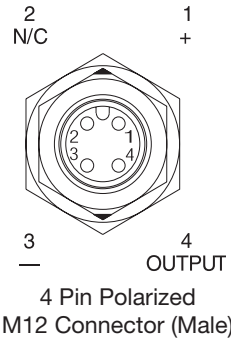
019 Heavy Duty Options.indd, js



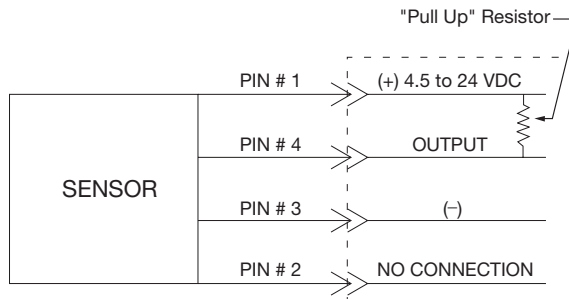
Speed Sensor / Drehzahl-Sensor
Compte-tours / Contagiri

LSHT Torqmotors™ and Nichols™ Motors
Heavy Duty Motors HY13-1590-010/US,EU

Operating voltage range Versorgungsspannung Gamme de tension de service Gama de voltaje de alimentacion	4.5...24 VDC
Operating temperature Arbeitstemperatur Temperature de service Temperatura de servicio	-20° to 220° F -29°...104° C
Operating frequency range Arbeitsfrequenz Gamme de frequences de service Gama de frecuencia de servicio	0...10 KHZ
Max sink current Erforderlicher Laststrom Courant d'affaissement maxi Corriente maxima de alimentacion	0 ... 20 mA (max.)
Connection Anschluß Branchement Conexion	4 Pin Polarized (12mm) 30 Pulses per revolution which can be doubled electronically 30 impulsions par revolution pouvant etre doublees electroniquement 30 pulsos por revlucion, que pueden duplicarse electronicamente
Sensor output Sonsorausgang Sortie du detecteur Salida del sensor	Open Collector Collecteur ouvert Colector abierto
Output is NPN Ausgang is NPN La sortie est NPN La salida es NPN	



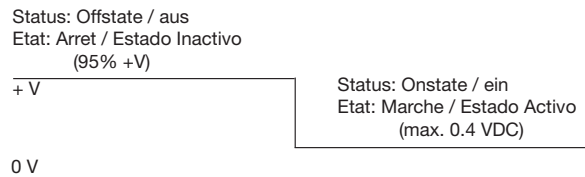
Cable and "Pull Up" Resistor are *not* supplied by factory.
 Zubehör wie z.B. Kabel gehören nicht zum Lieferumfang.
 Le câble et la résistance "Pull Up" ne sont pas fournis par l'usine.
 El cable y la resistencia de arranque no se suministran originalmente de fábrica.



Pull-up Resistor Value Formula
Formel zur Ermittlung des Pull up-Widerstandes
Formule de la valeur de resistance "Pull-up"
Calculo de la resisancia de carga

(0.25 Watt, 5% de tol.)	Voltage / Spannung	4.5...24 VDC	=	Resistor
(0.25 Watt, Tol. 5%)	Curant d'affaissement / Voltaje			Widerstand
(0.25 Watt 5% Tol.)	Sink Current / Laststrom	0...20 mA		Resistance
(0.25 Watt, toll. 5%)	Resistance / Corriente de alimentacion			Resistencia

(k Ohm)



Hot Oil Shuttle Valve / Spülventil
Valve de rincage / Valvola scambiatrice

LSHT Torqmotors™ and Nichols™ Motors
Heavy Duty Motors HY13-1590-010/US,EU

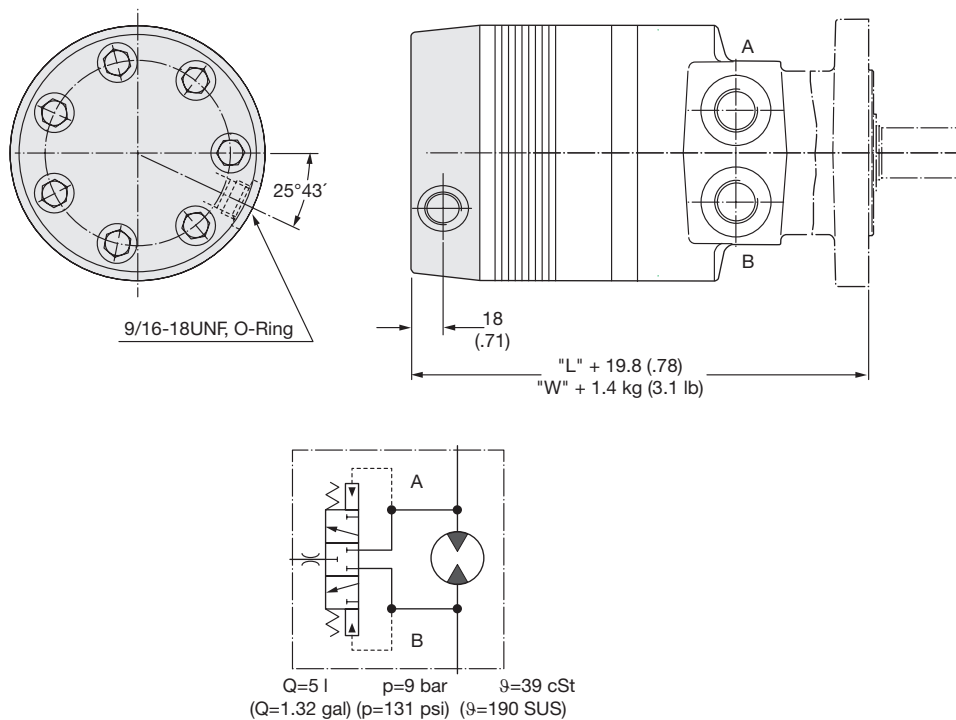
Code: AAFX or AAAT*

A Hot Oil Shuttle is used to continuously remove a portion of the fluid in a closed loop transmission or other closed loop system. At 125 PSI pressure differential between the motor return port and the shuttle outlet, 1.5 GPM* will exit the circuit to cool, filter and return to the reservoir. The constant loop replenishment helps to keep heat and contamination from building up in the circuit. This option is not available with rear ports or integral cross over relief.

Spülventil für geschlossene Systeme zur Rückführung einer definierten Menge des Niederdrucköls in den Tank zur Abkühlung innerhalb desselben Kreislaufs.

Valve de rincage pour systèmes fermés pour le retour d'un volume déterminé de fluide basse pression vers le réservoir, un refroidisseur ou un filtre de réfrigération, dans le même circuit.

Un transferidor de aceite caliente actúa permanentemente para extraer una parte del fluido en una transmisión de circuito cerrado u otro sistema de circuito cerrado. Entre la entrada de retorno del motor y la salida del transferidor hay una diferencia de presión de 125 psi (libras/pulg.²), y a esta presión salen 1,5 galones por minuto del circuito para enfriarse, filtrarse y volver al depósito de fluido. El reacondicionamiento permanente de parte del fluido evita la contaminación del mismo y el incremento de temperatura en el circuito.



Standard Length & Weights for TF Series on Pages 131-136, TG Series on Pages 185-189 and TH Series on Pages 227-228.
 Längen/Gewichte TF Serie Seiten 131-136, TG Serie Seiten 185-189, TH Serie Seiten 227-228.
 Longueurs et poids courants pour la série TF, voir les pages 131-136, et la série TG, voir les pages 185-189, et la série TH, voir les pages 227-228.
 Los valores estándar de longitud y peso de la Serie TF se puede ver en las Páginas 131-136, y de la Serie TG en las Páginas 185-189, y de la Serie TH en las Páginas 227-228.

English equivalents for metric specifications are shown in ().

019 Heavy Duty Options.indd, js



Internal relief valve / Schockventil intern
Soupape de sécurité interne /
Regolatrice di pressione interna

LSHT Torqmotors™ and Nichols™ Motors
Heavy Duty Motors

HY13-1590-010/US,EU

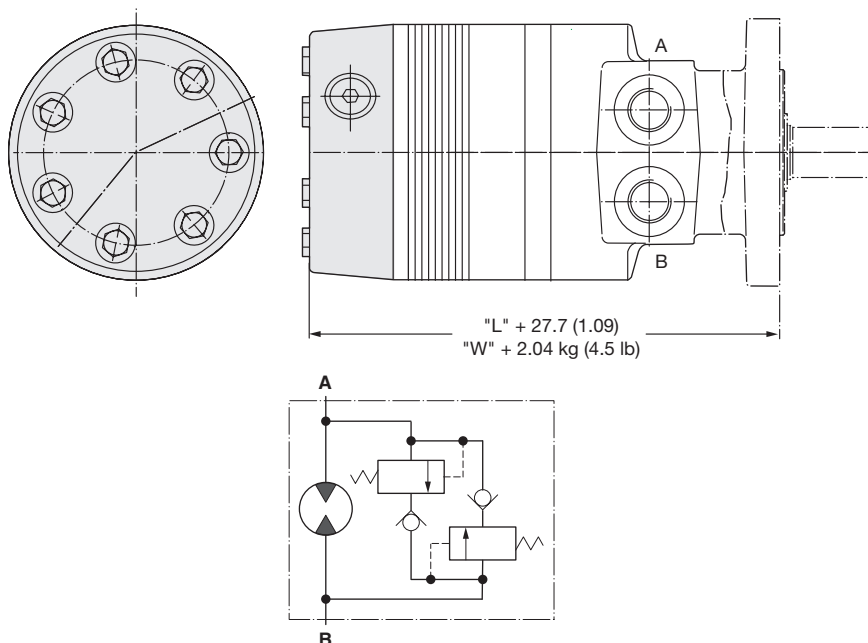
Code: BBBA*, BBBB*, BBBC*, BBBD* or BBBG* EU US

This integrated internal relief valve is used for fixed pressure settings.

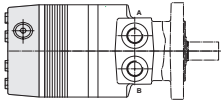
Internes Schockventil

La soupape de sécurité interne utilise pour des valeurs de pression fixes.

La valvula interna de alivio se utiliza para cabliraciones fijas de presion.



Bestellschlüssel / Système de Commande / Ordering system / Información para pedidos

Option		Pressure bar (psi)
BBBA	 <p>Öffnungsdruck Opening pressure Tarage Presion de apertura</p>	69 (1000)
BBBB		138 (2000)
BBBC		207 (3000)
BBBD		276 (4000)
BBBG		103 (1500)

Standard Length & Weights for TF Series on Pages 131-136, TG Series on Pages 185-189 and TH Series on Pages 227-228.

Längen/Gewichte TF Serie Seiten 131-136, TG Serie Seiten 185-189, TH Serie Seiten 227-228.

Longueurs et poids courants pour la série TF, voir les pages 131-136, et la série TG, voir les pages 185-189, et la série TH, voir les pages 227-228.

Los valores estándar de longitud y peso de la Serie TF se puede ver en las Páginas 131-136, y de la Serie TG en las Páginas 185-189, y de la Serie TH en las Páginas 227-228.

English equivalents for metric specifications are shown in ().

019 Heavy Duty Options.indd, js



Fluid

To insure maximum motor performance and life, use a premium grade hydraulic or engine oil. Fluids with a minimum of .125% zinc (or equivalent) anti-wear package should be used. A mineral or synthetic based 10W40 engine oil or hydraulic (200 SUS) is recommended. Torqmotor™ seals come standard in nitrile rubber. If a fluid that is not compatible with nitrile is to be used, a fluoroelastomer seal material can be specified.

- Minimum fluid viscosity is 50 SUS
- Recommended fluid operating temperature is -28° C to 93° C (-20°F to 200° F)
- Filtration level is 20-50 micron nominal

Pressure

Operating the motor in its intermittent pressure range will shorten the life of the motor and should generally be restricted to 10% or less per minute. The reduced life resulting from continuous operation in the intermittent range may be acceptable in some applications. Consult the factory for details.

Shaft Loading

The use of 1 inch and 25mm diameter shafts are not recommended when torque loads exceed 3500 lb-in. 316 stainless shafts should be limited to 2000 lb-in. For 7/8 inch diameter shafts, torque should be limited to 1250 lb-in. Corrosion resistant Nitrotec shafts have reduced torque-carrying capability. Consult factory for values for specific shafts. The maximum thrust load on all shafts should not exceed 1000 lbs inward or outward.

Performance Data

Performance data shown in this catalog is the result of testing performed using 10W40 oil at 54°C (130°F), 200 SUS. Actual performance will vary with fluid conditions. Lower viscosity will produce lower performance.

Inlet Conditions

Positive pressure *must* be available at the motor inlet while it is rotating. If an overrunning load causes the motor to rotate faster than the pump can fill it, cavitation will occur. Consult the factory for inlet pressure requirements and speed limitations.

Other Operating Conditions

Consult factory before operating at conditions exceeding any ratings or recommendations in this catalog.

Installation Recommendations

- To avoid contamination do not remove plastic port plugs until fittings are to be installed.
- Motor mounting flange must make full contact with equipment mount; do not use the mounting bolts to force the motor pilot into the pilot hole to align the motor.
- Pulleys, sprockets, wheels, or couplings should be properly aligned on the shaft to avoid excessive radial or thrust loads.
- To avoid damaging the thrust system, do not hammer on the motor or shaft to install or remove couplings, pulleys, sprockets, etc.

Tapered Shaft

The tightening torque listed for a taper shaft nut is based on strength of the shaft and nut. Hub design and hub material determine the application tightening torque. Refer to hub manufacturers specifications to determine actual assembly torque. Factory suggested assembly torques are: 200-400 lb-ft (1.25, 1.5 & 1.75 Dia. Shafts), 175-225 lb-ft (1.0 dia. shafts).

To insure a sound hub to shaft coupling, the hub must conform to the full length of the shaft taper. This will prevent bending stresses at the keyway that could cause a fatigue failure.

Castle Nut

All motors ordered with Tapered shafts are equipped with patch locking nuts. If desired, a castle nut may be specified.

Paint

Unless specified otherwise, motors are shipped unpainted and coated with a rust inhibitor. Paint options are:

- * Single coat of black paint.
- * Single coat of black paint plus a coat of red oxide primer. (Double paint).

Reverse Timed Manifold

All motors in this catalog are bi-rotational. The efficiency of the motors is essentially unaffected by direction of rotation.

The direction of output shaft rotation depicted below is that which will result from pressurizing the “A” port of the motor. Pressurizing the “B” port will cause shaft rotation in the opposite direction. Direction of rotation is as seen by looking directly at the shaft.

“Front ported” motors have the ports at the shaft end of the motor. “Rear ported” motors have the ports in the end cap of the motor. Standard motors are Rotation Code “0”. Reverse timed motors are Rotation Code “1”.

Series	Standard Code “0”		Reverse Timed Code “1”	
	Front Ported	Rear Ported	Front Ported	Rear Ported
TC, TB, TE, TJ	CW	CCW	CCW	CW
TF, DF, TG, BG, DG, TH, BH	CCW	CW	CW	CCW
TK	N/A	CW	N/A	CCW
110A	CW	N/A	N/A	N/A
700, 716	CCW	N/A	N/A	N/A

Installation/Operation Information



Static Brake Only:

The brakes on these motors are designed for static use only, i.e., the brake should not be used to stop the motor and the motor should not be started while the brake is applied. These brakes are "parking" brakes only. Using the brake in a dynamic condition (while the motor is turning) will damage and reduce the holding capacity of the brake. If the brake does not hold because it has been damaged, personal injury or property damage could result.

Brake holding capacity and periodic test:

The brake holding capacity rating is based on actual holding capacity when new. If properly used as a static brake only, the holding capacity will slowly decrease with time. Since holding capacity will slowly decrease over time, a proper maintenance procedure should include periodically testing the holding capacity of the brake. This can be achieved by running a vehicle ramp test per OEM instructions.

Brake orientation:

This wet sump, multi-disk brake is designed to be mounted with the shaft in a horizontal position. If your application will have the motor in any other orientation, the motor should be thoroughly tested for longevity of brake holding capacity. This can be achieved by running a vehicle ramp test per OEM instructions after a predetermined number of brake actuations. Under no circumstances, however, should the motor be mounted with the shaft pointing vertically upward because the disks will not be operating within the oil sump and damage to the brake disks will occur.

Holding torque/brake release pressure:

The brake release port is designed for 3000 psi maximum. Limiting the pressure in that port to below 1500 psi is recommended to enhance seal life. The minimum pressure required to fully release the brake depends upon the holding torque of the brake.

BG Series	Holding Torque	Release Pressure
Standard	12,000 lb in	315 psi
Optional	6,000 lb in	160 psi
Optional	9,000 lb in	240 psi
Optional	16,000 lb in	405 psi

BH Series	Holding Torque	Release Pressure
Standard	16,000 lb in	315 psi

Initial use, bleeding not required:

Bleeding the brake is not required. It is recommended that the brake release port be filled with approximately 1.2 oz. (36cc) system oil prior to installation or first use.

Torque for mounting bolts:

Customer installed mounting bolts should be grade 8 and torqued to a minimum of 90 ft-lbs.

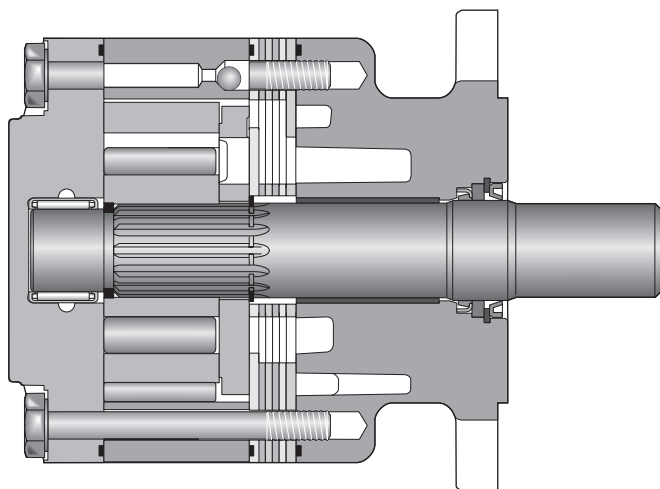

Brake service intervals:

The seals, springs and brake disc package should be periodically (how often depends on your application) inspected and replaced if damaged or worn. All should be replaced at least every 250,000 brake cycles or 3 years, whichever occurs first.

9 Displacements 9 Schluckvolumen 9 Cylindrée 9 Desplazamientos	(3.6 – 24.1 in ³ /rev) 59...395 cm³/rev	
Maximum Pressure Eingangsdruck Pression entrée Presion Maxima	Cont (2500 psid) ...172.4 bar	Int (3000 psid) ...206.8 bar
Maximum Oil Flow Schluckstrom Débit d'huile Caudal Maximo de Aceite	(30 gpm) ...113.6 lpm	
Maximum Speed Drehzahl Vitesse de rotation Velocidad Maxima	858 rpm	
Maximum Torque Max Drehmoment Couple Torque Maximo	Cont (5548 lb in) ...627 Nm	Int (7247 lb in) ...819 Nm
Maximum Side Load at Key Seitenlast Charges latérales Carga Maxima Lateral	(1450 lb) ... 6450 N	

When the Ultimate in Efficiency and Reliability is a Must

This high performance motor contains a power element that is pressure loaded against internal leakage for high volumetric efficiency. It is wear compensated, so that its volumetric efficiency will not degrade with use. It can provide up to 7247 lb-in of torque through a one-piece solid fixed axis shaft. This shaft design allows for full stationary spline contact between shaft and rotor, minimizing spline contact stresses. It also allows the shaft to be extended through the rear cover for mounting parking brakes, auxiliary drive functions or encoders for speed readout or closed loop control. Low internal pressure drop means high mechanical efficiency and higher flow capability. This rugged motor is the most compact on the market.



Ordering Information / Bestellschlüssel
System de Commande / Imformacion para pedidos

LSHT Torqmotors™ and Nichols™ Motors
110A Series / Serie / Série HY13-1590-010/US,EU

11	X	A	XXX	X	X
Series	Shaft Welle Arbre Ejes	Engineering Design technischer Entwurf Conception technique Diseño de ingeniería	Displacement Schluckvolumen Cylindrée Desplazamiento	Mounting Gehäuse Carter Montaje	Ports Anschluß Plan de raccordement Lumbreras

Code	1" Keyed
0	
1	1" 6B Spline
2	25mm Keyed
3	1-1/4" Keyed
5	1-1/4"-14 Tooth Spline
6	7/8"-13 Tooth Spline

Code	cm³/U cm³/tr cm³/giro in³/rev
036	59 / 3.6
054	89 / 5.4
071	116 / 7.1
088	144 / 8.8
106	174 / 10.6
129	211 / 12.9
164	269 / 16.4
189	310 / 18.9
241	395 / 24.1

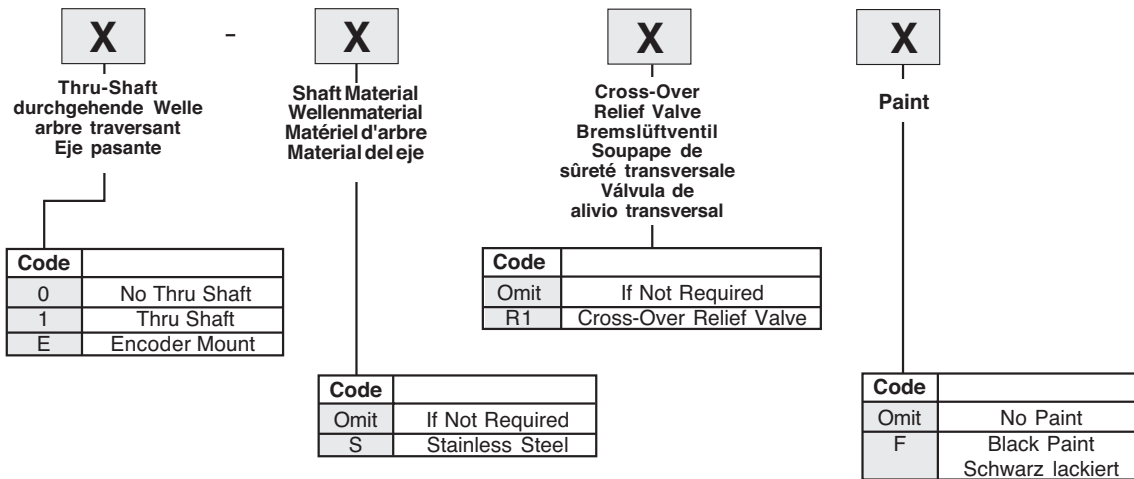
Code	SAE A 2-Bolt
A	
B	SAE B 2-Bolt
F	4 Bolt w/3/8-16 UNC

Code	5/16-18 UNC Manifold
M	
S	7/8-14 SAE
P	1/2-14 NPTF
T	1/2-14 BSPF

Consult factory for other available options, configurations ordering codes and lead times.

021 110A.indd.js





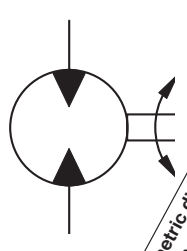
Consult factory for other available options, configurations ordering codes and lead times.

021 110A.indd, js



Performance Data / Leistungsdaten
Puissance / Datos Tecnicos

LSHT Torqmotors™ and Nichols™ Motors
110A Series / Serie / Série HY13-1590-010/US,EU



Motor Series 110A	Geom. displacement Geom. Schluckvolumen Cylindrée Cilindrata	Max. speed @ Max. Drehzahl Vitesse de rotation Velocidad maxima	Max. intermittent flow Max. Drehzahl/intermittierender Betrieb: Max. oil flow Max. Schluckstrom Portada max	Max. differential pressure Max. Druckgefälle Pression différentielle Max. supply pressure Max. Eingangsdruk Presion maxi entrée	Max. torque Max. Drehmoment Couple maxi Torque Maximo	Max. performance Max. Leistungsgabe Puissance de sortie maxi Maximo rendimiento	
Motor Series 110A	cm ³ /rev in ³ /rev	rev/min	cont / int* l/min g/min	cont / int* bar psid	max bar psig	cont / int* Nm lb-in	max KW HP
110A 036	59 3.6	898	45.4 53.0 12 14	172 207 2500 3000	276 4000	126 152 1117 1349	10.4 13.9
110A 054	89 5.4	942	60.6 83.3 16 22	172 207 2500 3000	276 4000	199 241 1765 2129	15.3 20.5
110A 071	116 7.1	716	75.7 83.3 20 22	172 207 2500 3000	276 4000	278 329 2458 2915	20.0 26.8
110A 088	144 8.8	787	75.7 113.6 20 30	172 207 2500 3000	276 4000	348 406 3080 3593	16.7 22.4
110A 106	174 10.6	654	75.7 113.6 20 30	155 190 2250 2750	276 4000	380 451 3359 3990	16.7 22.4
110A 129	211 12.9	537	75.7 113.6 20 30	155 172 2250 2500	276 4000	458 509 4055 4503	14.6 19.6
110A 164	269 16.4	423	75.7 113.6 20 30	138 172 2000 2500	276 4000	517 617 4573 5462	13.3 17.8
110A 189	310 18.9	420	75.7 113.6 20 30	121 172 1750 2500	276 4000	627 651 5548 5765	8.6 11.5
110A 241	395 24.1	288	75.7 113.6 20 30	121 155 1750 2250	276 4000	622 800 5504 7077	8.7 11.7

Performance data based on tests using 15W40 oil with a viscosity of 55 cSt (215 SUS) at 54° C (130° F). Performance data is typical. Actual data may vary slightly from one production motor to another.

Les données sur les performances sont basées sur des tests utilisant de l'huile 15W40 d'une viscosité de 55 cSt (215 SUS) à 54°C (130°F). Ces données correspondent à des situations typiques. Les données réelles peuvent varier légèrement d'un moteur de production à l'autre.

Leistungsdaten sind gemessen mit SAE 15W40 bei einer Viskosität von 43,1 Cst bei 54°C. Geringfügige Abweichungen von den Katalogerten sind möglich.

Datos técnicos obtenidos con aceite 15W40 de 55 cSt (215 SUS) de viscosidad a 54°C (130°F). Los datos proporcionados son valores típicos. Los valores exactos reales podrían tener una pequeña variación entre distintos motores.

* Intermittent operation rating applies to 10% of every minute.
 Intermittierende Werte maximal 10% von jeder Betriebsminute.
 Fonctionnement interm. 10% max. de chaque minute d'utilisation.
 Capacidad de funcionamiento intermitente valida para 10% por cada minuto.

Performance Data / Leistungsdaten
Puissance / Datos Tecnicos

LSHT Torqmotors™ and Nichols™ Motors
110A Series / Serie / Série HY13-1590-010/US,EU

110A 036

3.6 cu in / rev

	PRESSURE (PSID)						
	500	1000	1500	2000	2500	3000	3500
2	244	473	688	882	1031		
	128	124	119	105	82		
4	238	471	700	905	1067	1203	1293
	257	251	245	226	193	139	87
6	232	470	713	928	1103	1255	1344
	385	381	377	362	331	289	250
8	226	461	700	922	1117	1289	1404
	513	508	503	490	454	403	359
10	221	453	688	917	1132	1324	1464
	642	635	629	622	584	526	481
12	216	443	675	897	1117	1349	1564
	770	762	755	747	708	651	601
14	212	433	662	877	1103	1375	1664
	898	889	880	871	835	782	728

FLOW (GPM)

TORQUE (LB IN) 1664
 SPEED (RPM) 728

110A 054

5.4 cu in / rev

	PRESSURE (PSID)							
	500	1000	1500	2000	2500	3000	3500	
2	365	716	1051	1368	1635			
	86	83	80	72	58			
4	365	713	1076	1407	1700	1957	2134	
	171	167	164	153	134	101	60	
6	361	722	1100	1445	1765	2055	2278	
	257	253	250	244	226	198	171	
8	352	713	1057	1419	1731	2020	2237	
	342	338	334	329	309	278	247	
10	340	713	1057	1392	1697	1985	2196	
	428	424	419	415	396	366	332	
12	331	679	1038	1382	1697	2011	2316	
	513	508	503	498	480	450	408	
14	318	653	1019	1372	1732	2129	2543	
	599	593	587	581	566	536	488	
16	309	636	987	1335	1700	2091	2491	
	684	678	671	664	645	618	566	
18	281	600	955	1298	1668	2052	2438	
	770	762	755	747	724	701	647	
20	264	567	880	1220	1581	1947	2235	
	856	849	843	830	804	785	729	
22	247	541	824	1390	1593	2026	2423	
	942	936	931	913	885	871	813	

FLOW (GPM)

- Cont.
- Cont. with no side load
- Int. with rated side load
- Int.

Intermittent operation rating applies to 10% of every minute.

Fonctionnement interm. 10% max. de chaque minute d'utilisation.

Performance data based on tests using 15W40 oil with a viscosity of 55 cSt (215 SUS) at 54° C (130° F) Performance data is typical. Actual data may vary slightly from one production motor to another.

Les données sur les performances sont basées sur des tests utilisant de l'huile 15W40 d'une viscosité de 55 cSt (215 SUS) à 54°C (130°F). Ces données correspondent à des situations typiques. Les données réelles peuvent varier légèrement d'un moteur de production à l'autre.

Intermittierende Werte maximal 10% von jeder Betriebsminute.

Capacidad de funcionamiento intermitente valida para 10% por cada minuto.

Leistungsdaten sind gemessen mit SAE 15W40 bei einer Viskosität von 43,1 Cst bei 54°C. Geringfügige Abweichungen von den Katalogerten sind möglich.

Datos tecnicos obtenidos con aceite 15W40 de 55 cSt (215 SUS) de viscosidad a 54°C (130°F). Los datos proporcionados son valores tipicos. Los valores exactos reales podrian tener una pequena variacion entre distintos motores.

021 110A.indd, js



110A 071

7.1 cu in / rev

PRESSURE (PSID)

	500	1000	1500	2000	2500	3000	3500
2	480	949	1407	1853	2260		
	65	63	62	56	47		
4	480	994	1492	1989	2430	2848	3243
	130	128	125	118	105	83	47
6	458	972	1483	1966	2458	2915	3322
	195	192	189	187	176	154	133
8	446	961	1475	1966	2458	2915	3362
	260	258	255	251	239	219	193
10	424	927	1449	1944	2444	2915	3382
	325	322	319	316	306	290	260
12	412	904	1407	1921	2444	2898	3391
	390	387	383	379	371	353	316
14	396	859	1373	1876	2373	2882	3401
	455	451	447	442	437	419	374
16	379	825	1339	1853	2345	2848	3342
	521	515	510	505	497	482	429
18	362	791	1288	1785	2317	2814	3283
	586	580	574	568	556	545	486
20	339	757	1237	1763	2288	2780	3243
	651	644	638	631	618	608	543
22	305	701	1187	1740	2232	2746	3243
	716	709	701	694	680	673	601

FLOW (GPM)

TORQUE (LB IN) 701
 SPEED (RPM) 709

- Cont.
 Cont. with no side load
 Int.
 Int. with rated side load

Intermittent operation rating applies to 10% of every minute.

Fonctionnement interm. 10% max. de chaque minute d'utilisation.

Performance data based on tests using 15W40 oil with a viscosity of 55 cSt (215 SUS) at 54° C (130° F). Performance data is typical. Actual data may vary slightly from one production motor to another.

Les données sur les performances sont basées sur des tests utilisant de l'huile 15W40 d'une viscosité de 55 cSt (215 SUS) à 54°C (130°F). Ces données correspondent à des situations typiques. Les données réelles peuvent varier légèrement d'un moteur de production à l'autre.

Intermittierende Werte maximal 10% von jeder Betriebsminute.

Capacidad de funcionamiento intermitente valida para 10% por cada minuto.

Leistungsdaten sind gemessen mit SAE 15W40 bei einer Viskosität von 43,1 Cst bei 54°C. Geringfügige Abweichungen von den Katalogerten sind möglich.

Datos tecnicos obtenidos con aceite 15W40 de 55 cSt (215 SUS) de viscosidad a 54°C (130°F). Los datos proporcionados son valores típicos. Los valores exactos reales podrían tener una pequeña variación entre distintos motores.

021 110A.indd.js



110A 088

8.8 cu in / rev

PRESSURE (PSID)

	500	1000	1500	2000	2500	3000	3500
2	605	1210	1774	2324	2869		
	52	51	50	48	41		
4	590	1207	1804	2387	2975	3475	3929
	105	103	102	99	88	73	63
6	574	1204	1833	2451	3080	3593	4141
	158	156	154	152	142	126	107
8	553	1183	1817	2437	3067	3634	4154
	210	208	206	203	192	178	159
10	532	1162	1801	2423	3054	3675	4167
	263	261	259	253	243	235	219
12	509	1127	1762	2381	3006	3623	4179
	315	312	309	303	295	284	264
14	487	1092	1722	2339	2958	3571	4192
	367	363	358	353	347	335	310
16	468	1044	1659	2269	2914	3529	4143
	420	415	411	403	396	384	362
18	448	997	1595	2199	2870	3487	4094
	472	468	463	454	444	435	416
20	428	973	1551	2178	2832	3446	4051
	525	520	516	507	499	486	458
22	408	949	1506	2158	2794	3405	4008
	578	573	569	562	555	537	499
25	348	846	1423	2008	2610	3191	3809
	656	651	647	636	625	608	575
30	279	740	1313	1821	2381	2921	3555
	787	782	776	760	744	725	697

TORQUE (LB IN) 4051
 SPEED (RPM) 458

FLOW (GPM)

- Cont.
- Cont. with no side load
- Int. with rated side load
- Int.

Intermittent operation rating applies to 10% of every minute.
 Fonctionnement interm. 10% max. de chaque minute d'utilisation.

Performance data based on tests using 15W40 oil with a viscosity of 55 cSt (215 SUS) at 54° C (130° F) Performance data is typical. Actual data may vary slightly from one production motor to another.

Les donnees sur les performances sont basees sur des tests utilisant de l'huile 15W40 d'une viscosite de 55 cSt (215 SUS) a 54°C (130°F). Ces donnees correspondent a des situations typiques. Les donnees reelles peuvent varier legerement d'un moteur de production a l'autre.

Intermittierende Werte maximal 10% von jeder Betriebsminute.

Capacidad de funcionamiento intermitente valida para 10% por cada minuto.

Leistungsdaten sind gemessen mit SAE 15W40 bei einer Viskosität von 43,1 Cst bei 54°C. Geringfügige Abweichungen von den Katalogerten sind möglich.

Datos tecnicos obtenidos con aceite 15W40 de 55 cSt (215 SUS) de viscosidad a 54°C (130°F). Los datos proporcionados son valores tipicos. Los valores exactos reales podrian tener una pequena variacion entre distintos motores.

021 110A.indd, js



110A 106

10.6 cu in / rev

PRESSURE (PSID)

	500	1000	1500	1750	2000	2250	2500	2750	3000	3250	3500
2	742 44	1501 43	2227 42	2569 41	2919 40	3264 39	3585 37	3897 34	4201 31	4537 27	4871 23
4	721 87	1485 86	2214 85	2576 83	2935 82	3302 79	3669 76	3990 71	4251 66	4599 61	4945 57
6	700 131	1468 129	2202 128	2583 127	2969 126	3359 122	3754 118	4036 112	4302 106	4660 104	5019 102
8	675 174	1442 173	2189 171	2569 169	2952 166	3340 162	3733 158	4071 153	4403 149	4715 146	5019 144
10	650 218	1417 216	2176 214	2554 210	2935 207	3321 203	3711 198	4106 197	4504 196	4770 193	5019 190
12	616 262	1383 258	2138 255	2509 252	2885 248	3264 245	3648 241	4025 238	4403 235	4715 232	5019 229
14	582 305	1350 301	2100 296	2465 293	2834 290	3207 287	3585 284	3943 279	4302 275	4660 272	5019 268
16	567 349	1278 344	2050 340	2410 336	2775 331	3155 328	3543 324	3903 320	4264 316	4626 311	4989 307
18	553 392	1206 388	1999 384	2354 379	2716 373	3103 369	3501 365	3862 361	4226 357	4592 351	4960 345
20	529 436	1168 431	1885 427	2270 422	2674 416	3060 412	3458 408	3822 403	4188 399		
22	506 479	1130 475	1771 470	2185 465	2632 460	3018 455	3416 451	3781 446	4150 441		
25	492 545	1110 541	1747 537	2145 531	2573 526	2951 520	3342 515	3700 511	4061 507		
30	470 654	1076 651	1708 647	2078 641	2474 634	2840 628	3219 621	3564 615	3913 608		

TORQUE (LB IN) 5019
 SPEED (RPM) 229

FLOW (GPM)

- Cont.
- Cont. with no side load
- Int.
- Int. with rated side load

Intermittent operation rating applies to 10% of every minute.

Fonctionnement interm. 10% max. de chaque minute d'utilisation.

Performance data based on tests using 15W40 oil with a viscosity of 55 cSt (215 SUS) at 54° C (130° F). Performance data is typical. Actual data may vary slightly from one production motor to another.

Les donnees sur les performances sont basees sur des tests utilisant de l'huile 15W40 d'une viscosite de 55 cSt (215 SUS) a 54°C (130°F). Ces donnees correspondent a des situations typiques. Les donnees reelles peuvent varier legerement d'un moteur de production a l'autre.

021.110A.indd.js

Intermittierende Werte maximal 10% von jeder Betriebsminute.

Capacidad de funcionamiento intermitente valida para 10% por cada minuto.

Leistungsdaten sind gemessen mit SAE 15W40 bei einer Viskosität von 43,1 Cst bei 54°C. Geringfügige Abweichungen von den Katalogerten sind moeglich.

Datos tecnicos obtenidos con aceite 15W40 de 55 cSt (215 SUS) de viscosidad a 54°C (130°F). Los datos proporcionados son valores tipicos. Los valores exactos reales podrian tener una pequena variacion entre distintos motores.



110A 129

12.9 cu in / rev

PRESSURE (PSID)

	500	1000	1500	1750	2000	2250	2500	2750	3000	3250	3500
2	905 36	1827 35	2698 34	3112 33	3527 32	3943 31	4336 29	4729 27	5115 25	5522 23	5925 20
4	880 72	1807 70	2691 69	3128 68	3567 66	3999 64	4420 62	4805 58	5180 55	5599 51	6017 48
6	854 107	1786 106	2684 105	3144 104	3607 103	4055 100	4503 97	4881 93	5245 89	5677 87	6108 85
8	822 143	1755 142	2666 140	3122 139	3582 137	4035 134	4490 130	4912 127	5330 123	5723 121	6108 118
10	790 179	1725 177	2648 175	3101 173	3556 171	4015 168	4476 164	4944 162	5416 160	5769 157	6108 154
12	750 215	1683 212	2605 210	3060 208	3511 205	3965 202	4419 199	4867 196	5324 193	5718 189	6104 186
14	710 251	1642 247	2562 244	3020 242	3465 240	3914 237	4363 234	4790 230	5233 226		
16	685 287	1557 283	2501 280	2948 277	3394 274	3850 271	4309 268	4742 263	5183 259		
18	661 322	1472 319	2439 316	2876 312	3322 307	3785 304	4256 301	4695 297	5133 293		
20	628 358	1418 355	2294 351	2741 347	3205 343	3651 339	4105 336	4522 331			
22	596 394	1363 390	2150 386	2605 382	3089 378	3517 374	3954 370				
25	571 448	1322 444	2093 440	2532 436	2997 431	3427 427	3869 422				
30	531 537	1254 533	1999 530	2410 524	2843 519	3276 514					

TORQUE (LB IN) 6108
 SPEED (RPM) 154

FLOW (GPM)

- Cont.
- Cont. with no side load
- Int. with rated side load
- Int.

Intermittent operation rating applies to 10% of every minute.

Fonctionnement interm. 10% max. de chaque minute d'utilisation.

Performance data based on tests using 15W40 oil with a viscosity of 55 cSt (215 SUS) at 54° C (130° F) Performance data is typical. Actual data may vary slightly from one production motor to another.

Les donnees sur les performances sont basees sur des tests utilisant de l'huile 15W40 d'une viscosite de 55 cSt (215 SUS) a 54°C (130°F). Ces donnees correspondent a des situations typiques. Les donnees reelles peuvent varier legerement d'un moteur de production a l'autre.

Intermittierende Werte maximal 10% von jeder Betriebsminute.

Capacidad de funcionamiento intermitente valida para 10% por cada minuto.

Leistungsdaten sind gemessen mit SAE 15W40 bei einer Viskosität von 43,1 Cst bei 54°C. Geringfügige Abweichungen von den Katalogerten sind möglich.

Datos tecnicos obtenidos con aceite 15W40 de 55 cSt (215 SUS) de viscosidad a 54°C (130°F). Los datos proporcionados son valores tipicos. Los valores exactos reales podrian tener una pequena variacion entre distintos motores.

021 110A.indd, js



110A 164

16.4 cu in / rev

PRESSURE (PSID)

	500	1000	1500	1750	2000	2250	2500	2750	3000	3250
2	1155 28	2323 27	3406 26	3928 25	4437 24	4954 23	5462 22	5986 21	6507 20	7020 19
4	1122 56	2297 55	3414 54	3963 53	4505 51	5023 49	5530 48	6065 46	6597 44	7124 43
6	1088 85	2271 84	3422 83	3997 82	4573 80	5092 79	5599 77	6144 74	6687 72	7227 70
8	1047 113	2232 112	3394 110	3963 109	4531 108	5071 106	5605 104	6164 101	6722 98	7247 95
10	1005 141	2193 139	3367 138	3928 137	4489 135	5051 133	5612 131	6184 128	6758 125	
12	955 169	2061 167	3318 166	3888 164	4463 163	5021 161	5579 158	6141 155		
14	904 197	2086 195	3269 193	3878 192	4437 191	4998 188	5547 185	6072 181		
16	861 225	1925 223	3191 221	3763 219	4346 217	4908 215	5475 212			
18	818 254	1879 251	3113 248	3677 246	4255 243	4827 241				
20	783 282	1853 279	3015 276	3577 273	4155 270	4733 268				
22	718 310	1710 307	2721 304	3209 301	3706 297	4170 294				
25	672 352	1626 349	2596 345	3068 342	3550 338	4038 335				
30	596 423	1488 418	2388 414	2832 410	3289 406	3817 401				

TORQUE (LB IN) 6758
 SPEED (RPM) 125

FLOW (GPM)

- Cont.
- Cont. with no side load
- Int.
- Int. with rated side load

Intermittent operation rating applies to 10% of every minute.

Fonctionnement interm. 10% max. de chaque minute d'utilisation.

Performance data based on tests using 15W40 oil with a viscosity of 55 cSt (215 SUS) at 54° C (130° F) Performance data is typical. Actual data may vary slightly from one production motor to another.

Les donnees sur les performances sont basees sur des tests utilisant de l'huile 15W40 d'une viscosite de 55 cSt (215 SUS) a 54°C (130°F). Ces donnees correspondent a des situations typiques. Les donnees reelles peuvent varier legerement d'un moteur de production a l'autre.

Intermittierende Werte maximal 10% von jeder Betriebsminute.

Capacidad de funcionamiento intermitente valida para 10% por cada minuto.

Leistungsdaten sind gemessen mit SAE 15W40 bei einer Viskosität von 43,1 Cst bei 54°C. Geringfügige Abweichungen von den Katalogerten sind möglich.

Datos tecnicos obtenidos con aceite 15W40 de 55 cSt (215 SUS) de viscosidad a 54°C (130°F). Los datos proporcionados son valores tipicos. Los valores exactos reales podrian tener una pequena variacion entre distintos motores.

021 110A.indd.js



110A 189

18.9 cu in / rev PRESSURE (PSID)

	500	1000	1250	1500	1750	2250	2500
2	1285 23	2619 22	3224 21	3838 20	4442 18	5548 16	6131 13
4	1264 47	2589 46	3250 45	3859 44	4486 42	5668 40	6282 38
6	1228 73	2559 72	3240 71	3865 70	4513 69	5765 67	6409 66
8	1171 97	2509 96	3176 95	3829 94	4503 93	5771 90	6439 89
10	1114 121	2449 120	3111 119	3793 118	4476 117	5777 114	6468 112
12	1065 145	2391 144	3061 143	3750 142	4439 141	5747 137	
14	1016 169	2333 168	3011 167	3707 166	4402 165	5717 161	
16	975 200	2257 199	2938 198	3636 197	4326 195	5645 185	
18	966 232	1988 230	2506 228	3037 227	3563 226		
20	941 263	1815 261	2253 259	2702 258	3143 256		
22	916 295	1643 293	2001 290	2367 288	2724 286		
25	879 342	1384 339	1622 335	1865 334	2094 331		
30	816 420	952 417	990 412	1027 410	1045 407		

FLOW (GPM)

TORQUE (LB IN) 2724
 SPEED (RPM) 286

- Cont.
- Cont. with no side load
- Int.
- Int. with rated side load

Intermittent operation rating applies to 10% of every minute.
 Fonctionnement interm. 10% max. de chaque minute d'utilisation.

Performance data based on tests using 15W40 oil with a viscosity of 55 cSt (215 SUS) at 54° C (130° F). Performance data is typical. Actual data may vary slightly from one production motor to another.

Les donnees sur les performances sont basees sur des tests utilisant de l'huile 15W40 d'une viscosite de 55 cSt (215 SUS) a 54°C (130°F). Ces donnees correspondent a des situations typiques. Les donnees reelles peuvent varier legerement d'un moteur de production a l'autre.

Intermittierende Werte maximal 10% von jeder Betriebsminute.

Capacidad de funcionamiento intermitente valida para 10% por cada minuto.

Leistungsdaten sind gemessen mit SAE 15W40 bei einer Viskosität von 43,1 Cst bei 54°C. Geringfügige Abweichungen von den Katalogerten sind möglich.

Datos tecnicos obtenidos con aceite 15W40 de 55 cSt (215 SUS) de viscosidad a 54°C (130°F). Los datos proporcionados son valores tipicos. Los valores exactos reales podrian tener una pequena variacion entre distintos motores.



110A 241

24.1 cu in / rev

	PRESSURE (PSID)					
	500	1000	1250	1500	1750	2250
2	1515 15	3184 14	3884 12	4660 11	5427 10	6645 9
4	1534 35	3145 34	4027 32	4718 30	5504 29	6904 28
6	1496 56	3107 55	4027 54	4718 53	5504 52	7077 51
8	1400 74	3030 73	3884 72	4660 70	5571 68	7163 66
10	1304 93	2915 92	3740 91	4603 90	5571 89	
12	1266 112	2851 112	3708 110	4584 109	5549 107	
14	1227 130	2787 129	3676 128	4564 127	5527 126	
16	1189 149	2723 148	3644 147	4545 146	5504 144	
18	1170 167	2685 166	3596 165	4488 164	5437 162	
20	1151 184	2685 183	3596 182	4430 180	5370 178	
22	1112 205	2608 204	3452 203	4258 202	5169 200	
25	1055 235	2455 232	3260 231	4085 230	4900 228	
30	959 288	2225 285	2925 282	3682 279	4363 273	

TORQUE (LB IN) 5169
 SPEED (RPM) 200

- Cont.
- Cont. with no side load
- Int. with rated side load
- Int.

Intermittent operation rating applies to 10% of every minute.
 Fonctionnement interm. 10% max. de chaque minute d'utilisation.

Performance data based on tests using 15W40 oil with a viscosity of 55 cSt (215 SUS) at 54° C (130° F). Performance data is typical. Actual data may vary slightly from one production motor to another.

Les données sur les performances sont basées sur des tests utilisant de l'huile 15W40 d'une viscosité de 55 cSt (215 SUS) à 54°C (130°F). Ces données correspondent à des situations typiques. Les données réelles peuvent varier légèrement d'un moteur de production à l'autre.

Intermittierende Werte maximal 10% von jeder Betriebsminute.

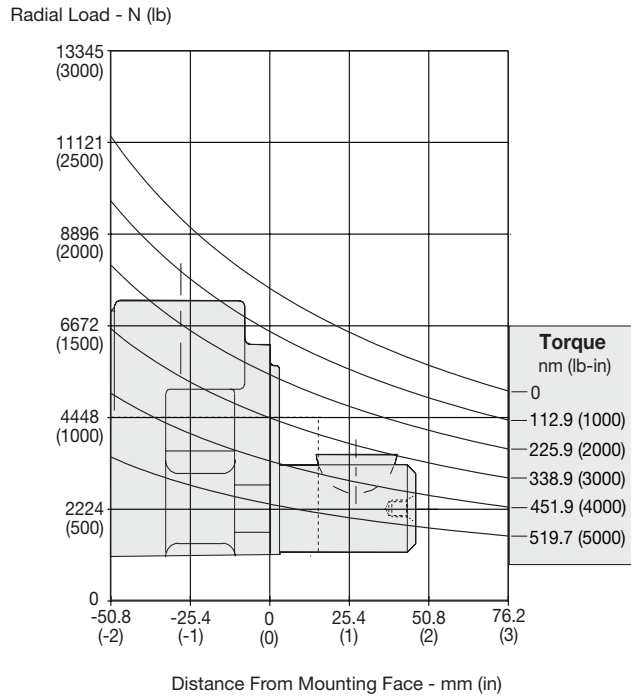
Capacidad de funcionamiento intermitente valida para 10% por cada minuto.

Leistungsdaten sind gemessen mit SAE 15W40 bei einer Viskosität von 43,1 Cst bei 54°C. Geringfügige Abweichungen von den Katalogerten sind möglich.

Datos tecnicos obtenidos con aceite 15W40 de 55 cSt (215 SUS) de viscosidad a 54°C (130°F). Los datos proporcionados son valores típicos. Los valores exactos reales podrían tener una pequeña variación entre distintos motores.

021 110A.indd.js





The allowable side load curve is based on L_{10} bushing life of 3×10^6 revolutions @ 100 RPM.
 Die zulässige radiale Wellenbelastung bezieht sich auf die Lager-Lebensdauer 3×10^6 Umdrehungen.
 L'effort radial admissible sur l'arbre depend a une duree de vie 3×10^6 de rotation.
 La curva de carga lateral admisible se basa en vida util de cojinete de 3×10^6 revoluciones.

Equation to Calculate the Expected Radial Bearing Life Gleichung zur Ermittlung der Lagerlebensdauer

Equation to calculate the dynamic bearing life for a given load:
 Bestimmung der erlaubten radialen Wellenbelastung mit vorgegebener Last

Use F_a , F_b and S in equation to determine hours of L_{10} bearing life.
 Die Lebensdauer in Stunden ergibt sich durch einsetzen von F_a , F_b , und S in die nachstehende Formel.

$$L = \frac{3.0 \times 10^6}{60 \times S} \left\{ \frac{F_a}{F_b} \right\}^{3.33}$$

Where / Mit:

- S = Shaft Speed RPM / Abtriebswellendrehzahl in min^{-1}
- L = Life In Hours / Lebensdauer in Stunden
- F_a = Allowable side load defined by above curve at a distance from mounting flange. / Erlaubte radiale Wellenbelastung als Function der Laenge
- F_b = Application side load. / Anwendungsseitige Wellenbelastung

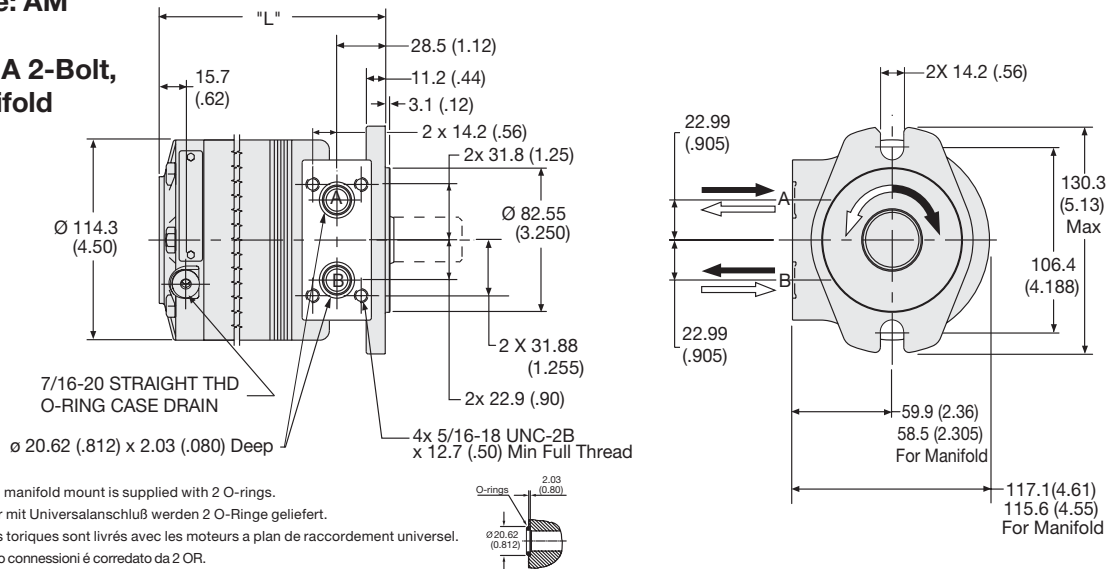
Note: Calculations are based on L_{10} bearing life per ISO 281.
 Auslegung basiert auf einer L_{10} Lebensdauer nach ISO 281

Mounting, Ports/Gehäuse, Anschlüsse
Carter, Orifices / Montaje, Lumbreras

LSHT Torqmotors™ and Nichols™ Motors
110A Series / Serie / Série HY13-1590-010/US,EU

Code: AM

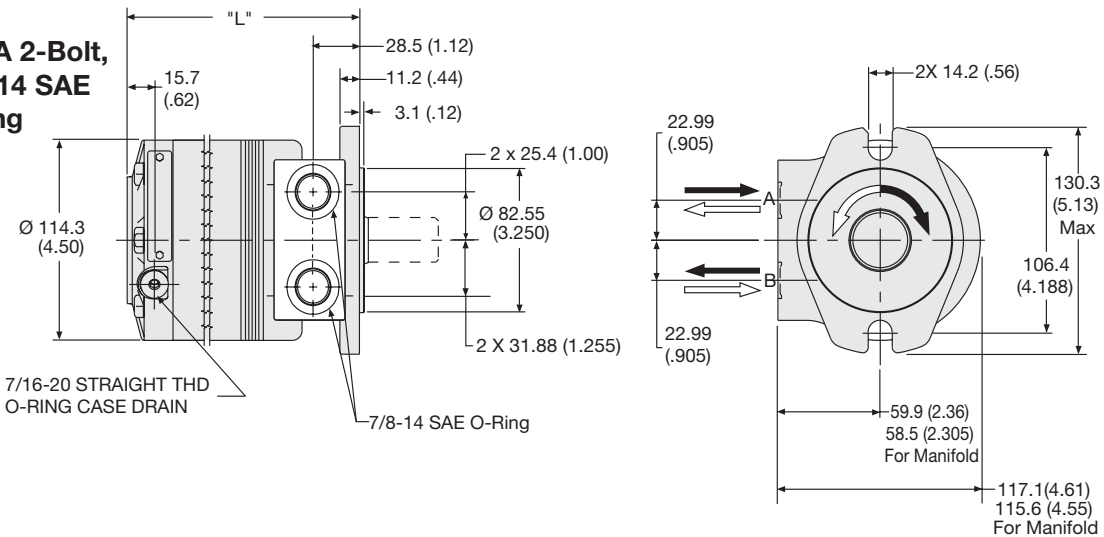
**SAE A 2-Bolt,
Manifold**



Code AM		036	054	071	088	106	129	164	189	241
Weight/Gewicht	kg	7.0	7.4	7.7	8.0	8.4	8.7	9.4	9.8	10.8
Poids/Peso	(lb)	(15.4)	(16.2)	(16.9)	(17.5)	(18.4)	(19.1)	(20.6)	(21.6)	(23.7)
Length	"L" mm	112.0	116.8	121.4	126.5	131.3	137.7	147.3	154.2	168.7
	"L" (in)	(4.41)	(4.60)	(4.78)	(4.98)	(5.17)	(5.42)	(5.80)	(6.07)	(6.64)

Code: AS

**SAE A 2-Bolt,
7/8"-14 SAE
O-Ring**



Code AS		036	054	071	088	106	129	164	189	241
Weight/Gewicht	kg	7.0	7.4	7.7	8.0	8.4	8.7	9.4	9.8	10.8
Poids/Peso	(lb)	(15.4)	(16.2)	(16.9)	(17.5)	(18.4)	(19.1)	(20.6)	(21.6)	(23.7)
Length	"L" mm	112.0	116.8	121.4	126.5	131.3	137.7	147.3	154.2	168.7
	"L" (in)	(4.41)	(4.60)	(4.78)	(4.98)	(5.17)	(5.42)	(5.80)	(6.07)	(6.64)

English equivalents for metric specifications are shown in ().

021 110A.indd.js

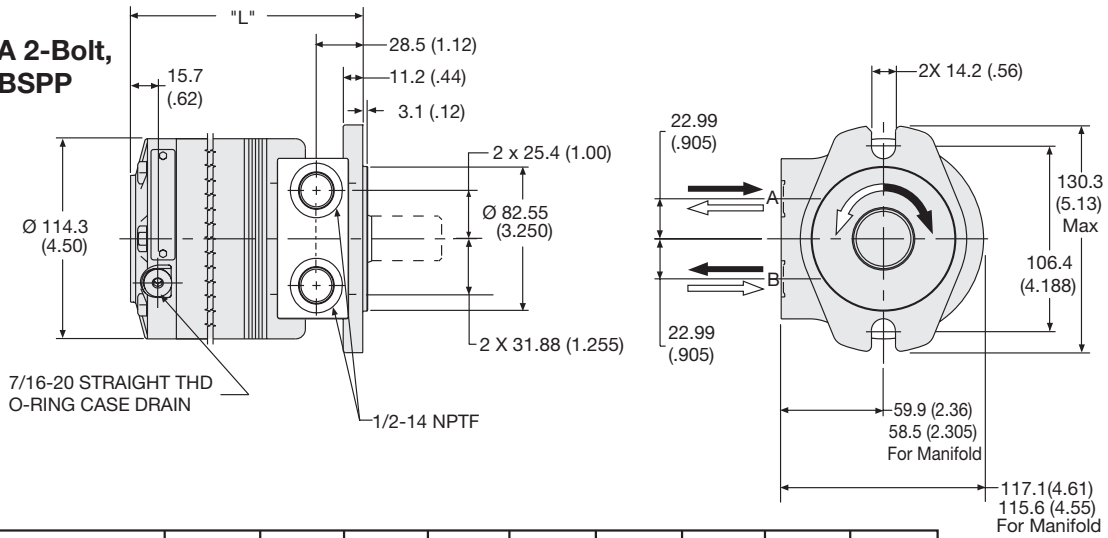


Mounting, Ports/Gehäuse, Anschlüsse
Carter, Orifices / Montaje, Lumbreras

LSHT Torqmotors™ and Nichols™ Motors
110A Series / Serie / Série HY13-1590-010/US,EU

Code: AP

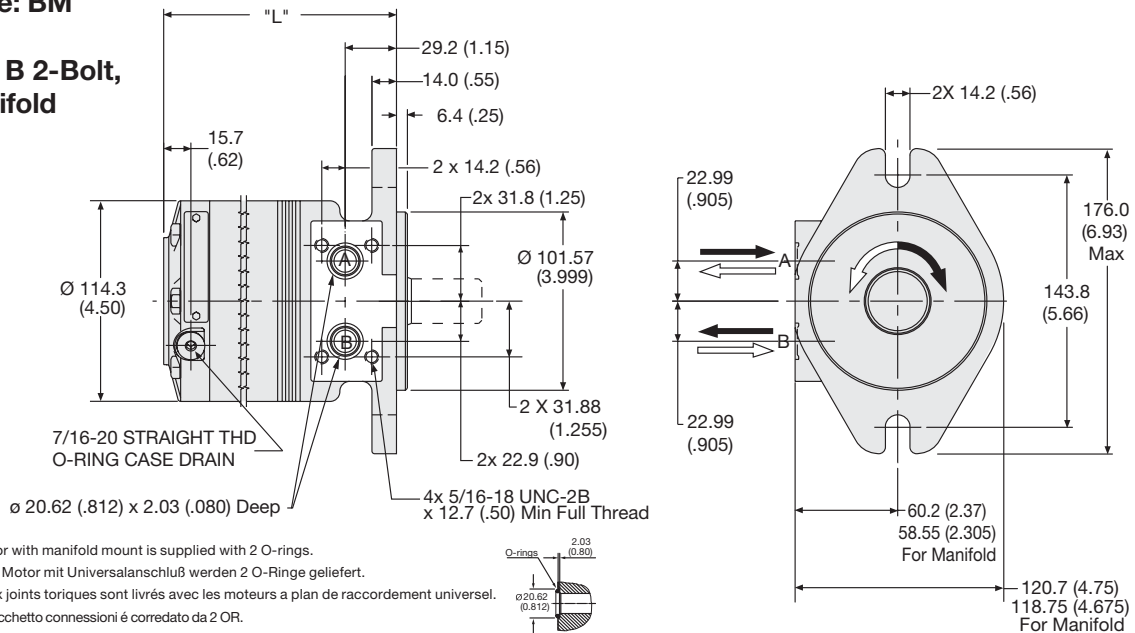
**SAE A 2-Bolt,
1/2" BSPP**



Code AP		036	054	071	088	106	129	164	189	241
Weight/Gewicht	kg	7.0	7.4	7.7	8.0	8.4	8.7	9.4	9.8	10.8
Poids/Peso	(lb)	(15.4)	(16.2)	(16.9)	(17.5)	(18.4)	(19.1)	(20.6)	(21.6)	(23.7)
Length	"L" mm	112.0	116.8	121.4	126.5	131.3	137.7	147.3	154.2	168.7
	"L" (in)	(4.41)	(4.60)	(4.78)	(4.98)	(5.17)	(5.42)	(5.80)	(6.07)	(6.64)

Code: BM

**SAE B 2-Bolt,
Manifold**



Code BM		036	054	071	088	106	129	164	189	241
Weight/Gewicht	kg	7.0	7.4	7.7	8.0	8.4	8.7	9.4	9.8	10.8
Poids/Peso	(lb)	(15.4)	(16.2)	(16.9)	(17.5)	(18.4)	(19.1)	(20.6)	(21.6)	(23.7)
Length	"L" mm	112.0	116.8	121.4	126.5	131.3	137.7	147.3	154.2	168.7
	"L" (in)	(4.41)	(4.60)	(4.78)	(4.98)	(5.17)	(5.42)	(5.80)	(6.07)	(6.64)

English equivalents for metric specifications are shown in ().

021 110A.indd.js

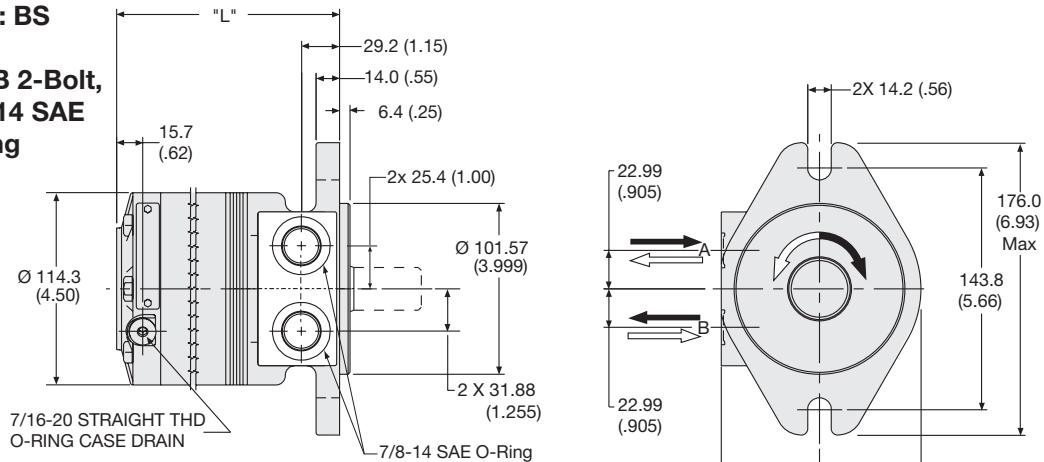


Mounting, Ports/Gehäuse, Anschlüsse
Carter, Orifices / Montaje, Lumbreras

LSHT Torqmotors™ and Nichols™ Motors
110A Series / Serie / Série HY13-1590-010/US,EU

Code: BS

**SAE B 2-Bolt,
 7/8"-14 SAE
 O-Ring**



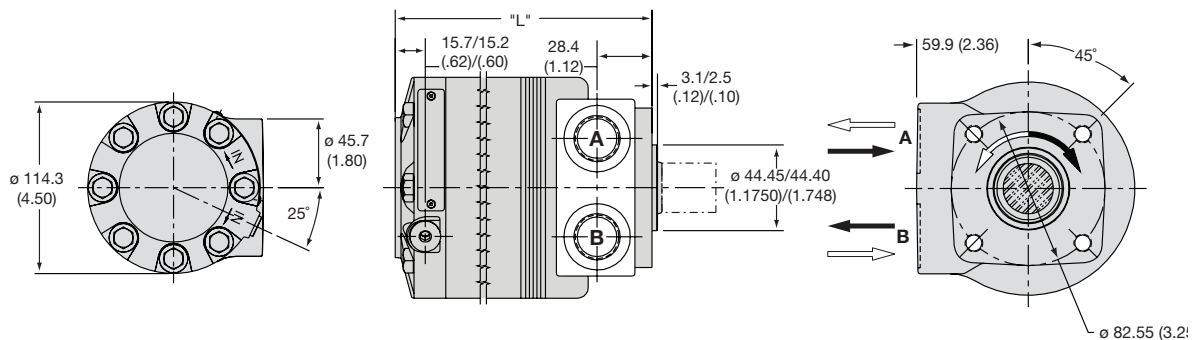
Motor with manifold mount is supplied with 2 O-rings.
 Zum Motor mit Universalanschluß werden 2 O-Ringe geliefert.
 Deux joints toriques sont livrés avec les moteurs a plan de raccordement universel.
 Il blocchetto connessionni é corredato da 2 OR.



Code BS	036	054	071	088	106	129	164	189	241
Weight/Gewicht	7.0	7.4	7.7	8.0	8.4	8.7	9.4	9.8	10.8
Poids/Peso	(15.4)	(16.2)	(16.9)	(17.5)	(18.4)	(19.1)	(20.6)	(21.6)	(23.7)
Length	112.0	116.8	121.4	126.5	131.3	137.7	147.3	154.2	168.7
"L" mm									
"L" (in)	(4.41)	(4.60)	(4.78)	(4.98)	(5.17)	(5.42)	(5.80)	(6.07)	(6.64)

Code: FS

4 Bolt, 7/8-14 SAE O-Ring

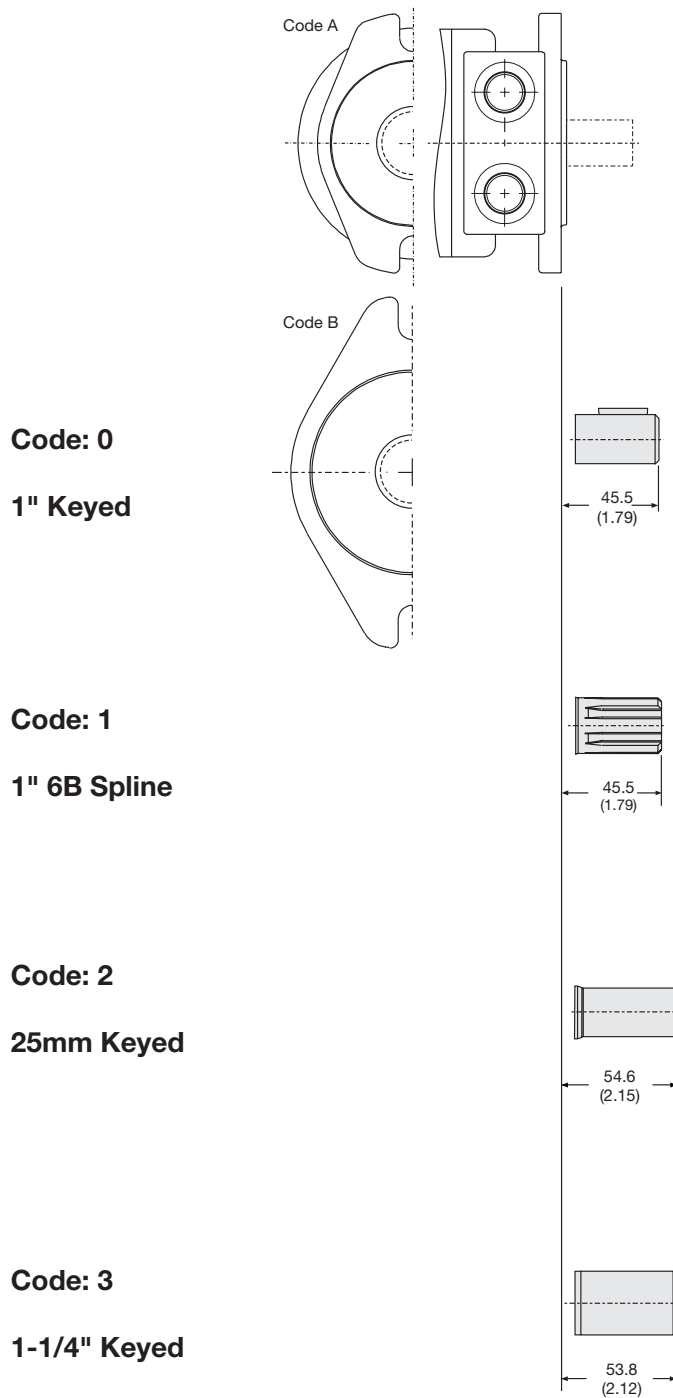


Code FS	036	054	071	088	106	129	164	189	241
Weight/Gewicht	6.7	7.0	7.3	7.6	8.0	8.3	9.0	9.5	10.4
Poids/Peso	(14.7)	(15.5)	(16.2)	(16.8)	(17.7)	(18.4)	(19.9)	(20.9)	(23.0)
Length	112.0	116.8	121.4	126.5	131.3	137.7	147.3	154.2	168.7
"L" mm									
"L" (in)	(4.41)	(4.60)	(4.78)	(4.98)	(5.17)	(5.42)	(5.80)	(6.07)	(6.64)

English equivalents for metric specifications are shown in ().

021 110A.indd.js





English equivalents for metric specifications are shown in ().

021 110A.indd.js

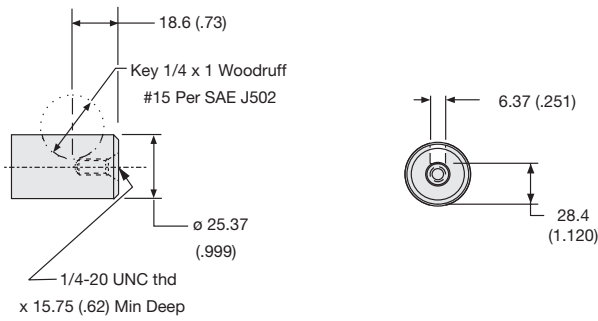


Shafts / Abtriebswellen
Arbre / Ejes

LSHT Torqmotors™ and Nichols™ Motors
110A Series / Serie / Série HY13-1590-010/US,EU

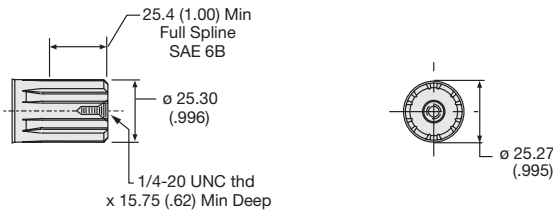
Code: 0

1" Keyed



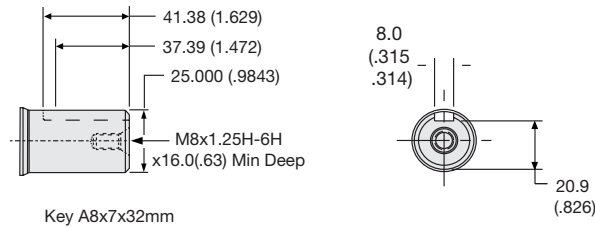
Code: 1

1" 6B Spline



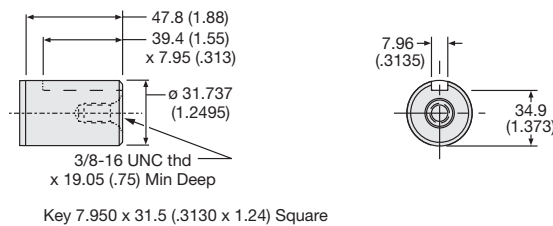
Code: 2

25mm Keyed



Code: 3

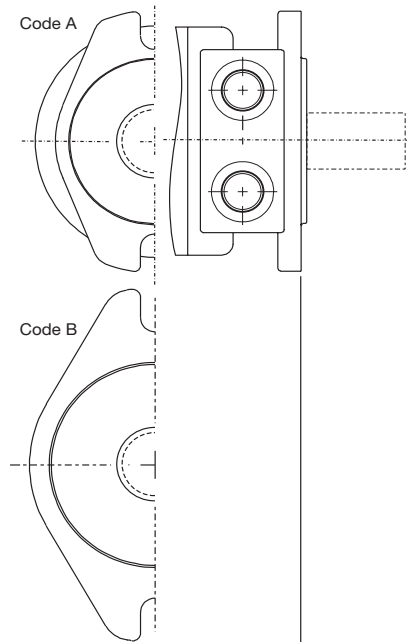
1-1/4" Keyed



English equivalents for metric specifications are shown in ().

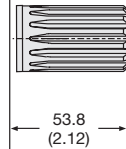
021 110A.indd.js





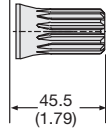
Code: 5

1-1/4"-14 Tooth Spline



Code: 6

7/8"-13 Tooth Spline



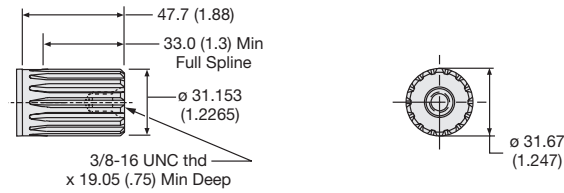
English equivalents for metric specifications are shown in ().

021 110A.indd.js



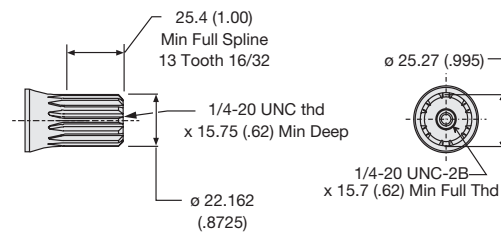
Code: 5

1-1/4"-14 Tooth Spline



Code: 6

7/8"-13 Tooth Spline



English equivalents for metric specifications are shown in ().

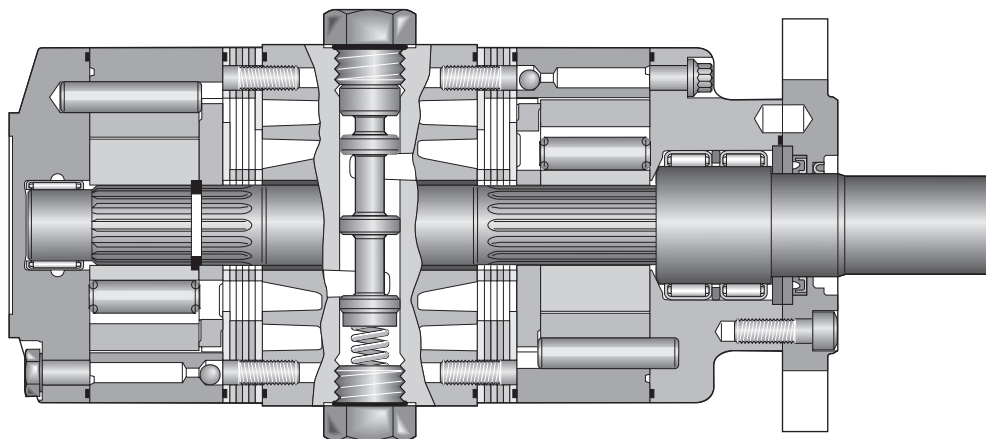

021 110A.indd.js



6 Displacements	Series	(3.6 – 12.9 in ³ /rev)	
6 Schluckvolumen		59...211 cm³/rev	
6 Cylindrée	Parallel	(7.2 – 25.8 in ³ /rev)	
6 Desplazamientos		118...423 cm³/rev	
		Cont	Int
Maximum Pressure	Series	(2500 psid)	(3000 psid)
Eingangsdruck		...170 bar	...210 bar
Pression entrée	Parallel	(2500 psid)	(3000 psid)
Pressione Maxima		...170 bar	...210 bar
Maximum Oil Flow	Series	(20 gpm)	
Schluckstrom		...76 lpm	
Débit d'huile	Parallel	(30 gpm)	
Caudal Maximo de Aceite		...114 lpm	
Maximum Speed	Series	890 rpm	
Drehzahl	Parallel	782 rpm	
Vitesse de rotation			
Velocidad Maxima			
		Cont	Int
Maximum Torque	Series	(3816 lb in)	(4694 lb in)
Max Drehmoment		...431 Nm	...530 Nm
Couple	Parallel	(6648 lb in)	(7463 lb in)
Torque Maximo		...751 Nm	...843 Nm
Maximum Side Load at Key	Series	(2000 lb)	... 226 N
Seitenlast			
Charges latérales			
Carga Maxima Lateral			

High Efficiency, High Flow Two-Speed Motor

Parker's unique two-speed motor utilizes two separate IGR™ power elements on a common shaft. An integral selector valve shifts between high torque, low speed (parallel) operation and high speed, low torque (series) mode in a ration of 2:1. The use of two power elements eliminates the deficiencies of traditional, single power element designs. In the high torque mode, the motor delivers twice the torque and half the speed that it does in the high speed mode. The selector valve can be open or closed center and may be actuated by an external pilot or optional solenoid valve. The open center selector valve can be shifted "on the fly" while the motor shaft is rotating under load. The selector valve is spring loaded to return to its pilot-pressure-off position. Normal mode of operation is field changeable and can be selected as series or parallel. Pilot pressure must be 300 psi higher than motor case or outlet pressure and may be as high as typical hydraulic system operating pressure.



022 700.indd, js



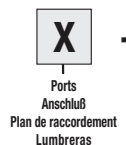

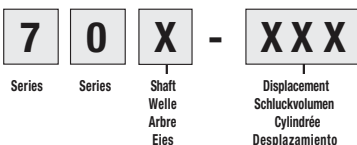
Ordering Information / Bestellschlüssel

LSHT Torqmotors™ and Nichols™ Motors

System de Comande / Imformacion para pedidos

700 Series / Serie / Série

HY13-1590-010/US,EU



Code	
0	1" Keyed
1	1" 6B Spline
2	25mm Keyed
3	1-1/4" Keyed
5	1-1/4"-14 Tooth Spline
6	7/8"-13 Tooth Spline

Code	
A	SAE A 2-Bolt
B	SAE B 2-Bolt

Code	
M	Manifold
S	7/8"-14 SAE

Code	cm ³ /U cm ³ /tr cm ³ /giro	in ³ /rev
072	60 / 3.6 Series 119 / 7.2 Parallel	
108	88 / 5.4 Series 176 / 10.8 Parallel	
142	116 / 7.1 Series 232 / 14.2 Parallel	
176	144 / 8.8 Series 289 / 17.6 Parallel	
212	174 / 10.6 Series 348 / 21.2 Parallel	
258	211 / 12.9 Series 423 / 25.8 Parallel	

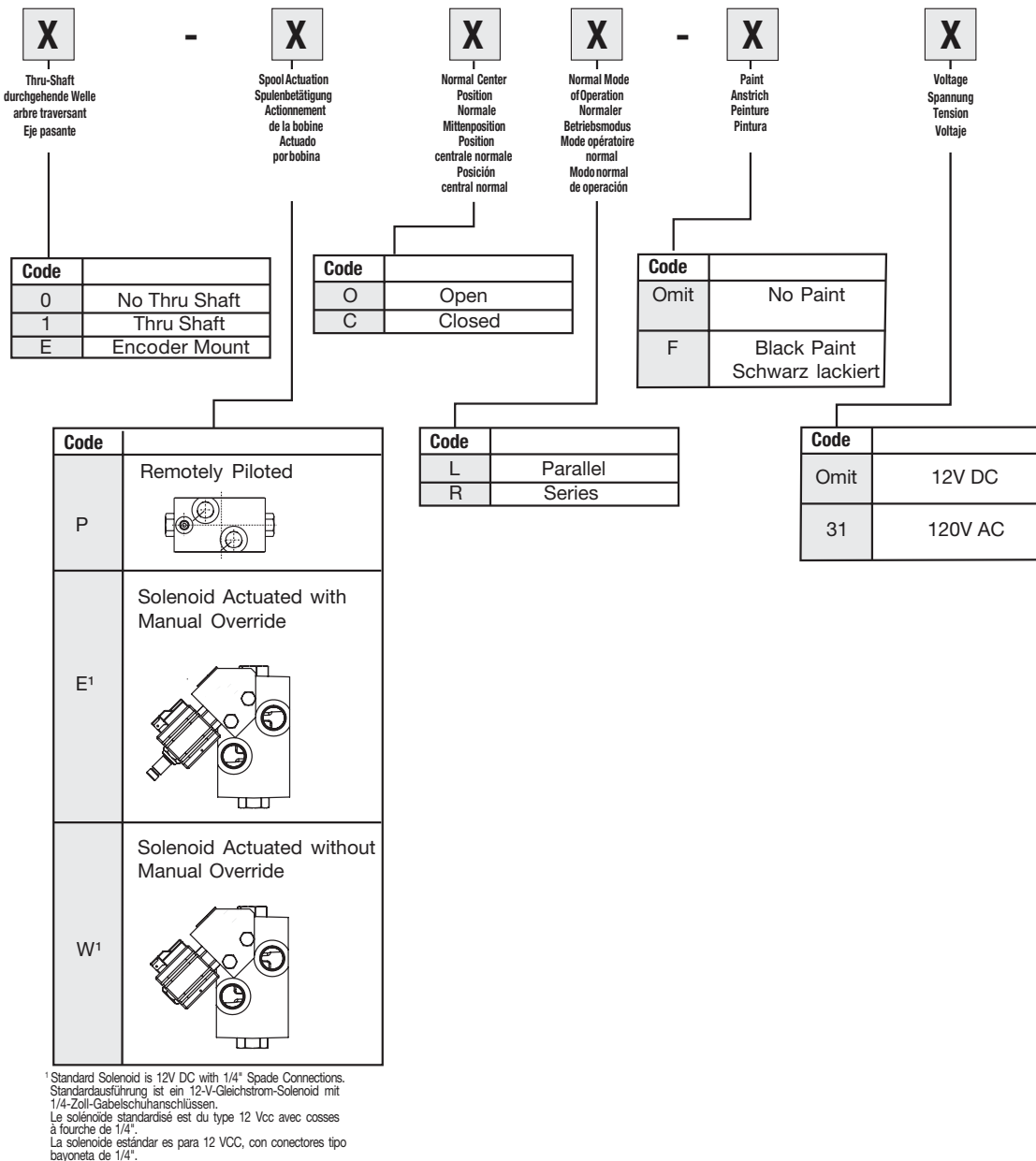
Consult factory for other available options, configurations ordering codes and lead times.

022 700.indd, js



Ordering Information / Bestellschlüssel
System de Commande / Imformacion para pedidos

LSHT Torqmotors™ and Nichols™ Motors
700 Series / Serie / Série HY13-1590-010/US,EU



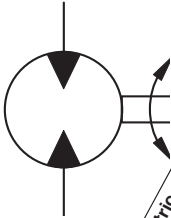
Consult factory for other available options, configurations ordering codes and lead times.

022.700.indd, js



Performance Data / Leistungsdaten
Puissance / Datos Tecnicos

LSHT Torqmotors™ and Nichols™ Motors
700 Series / Serie / Série HY13-1590-010/US,EU



Motor Series 700	cm ³ /rev in ³ /rev	int rev/min	cont / int*		cont / int*		max bar psig	cont / int*		max KW HP
			l/min g/min	bar psid	bar psid	bar psid	Nm lb-in			
072 Series	59 3.6	898	42 53 11 14	241 241 3500 3500	276 4000	181 181 1606 1606	13.6 18.3			
072 Parallel	118 7.2	962	95 114 25 30	207 241 3000 3500	276 4000	296 335 2620 2968	17.2 23.1			
108 Series	88 5.4	940	61 83 16 22	241 241 3500 3500	276 4000	278 278 2463 2463	15.7 21.1			
108 Parallel	177 10.8	641	114 114 30 30	207 241 3000 3500	276 4000	454 521 4022 4614	16.9 22.6			
142 Series	116 7.1	716	76 83 20 22	241 241 3500 3500	276 4000	373 373 3298 3298	19.0 25.5			
142 Parallel	233 14.2	488	114 114 30 30	207 224 3000 3250	276 4000	594 624 5261 5523	13.4 18.0			
176 Series	144 8.8	786	76 114 20 30	241 241 3500 3500	276 4000	470 470 4162 4162	14.4 19.3			
176 Parallel	288 17.6	393	114 114 30 30	172 190 2500 2750	276 4000	684 738 6050 6532	11.8 15.8			
212 Series	174 10.6	653	76 114 20 30	224 224 3250 3250	276 4000	531 531 4702 4702	11.8 15.8			
212 Parallel	347 21.2	327	114 114 30 30	155 172 2250 2500	276 4000	737 812 6520 7187	8.9 11.9			
258 Series	211 12.9	537	68 114 18 30	172 207 2500 3000	276 4000	502 601 4440 5318	9.5 12.8			
258 Parallel	423 25.8	268	114 114 30 30	138 155 2000 2250	276 4000	798 887 7063 7853	8.2 11.0			

Performance data based on tests using 15W40 oil with a viscosity of 55 cSt (215 SUS) at 54° C (130° F). Performance data is typical. Actual data may vary slightly from one production motor to another.

Les données sur les performances sont basées sur des tests utilisant de l'huile 15W40 d'une viscosité de 55 cSt (215 SUS) à 54°C (130°F). Ces données correspondent à des situations typiques. Les données réelles peuvent varier légèrement d'un moteur de production à l'autre.

Leistungsdaten sind gemessen mit SAE 15W40 bei einer Viskosität von 43,1 Cst bei 54°C. Geringfügige Abweichungen von den Katalogdaten sind möglich.

Datos técnicos obtenidos con aceite 15W40 de 55 cSt (215 SUS) de viscosidad a 54°C (130°F). Los datos proporcionados son valores típicos. Los valores exactos reales podrían tener una pequeña variación entre distintos motores.

* Intermittent operation rating applies to 10% of every minute.
Intermittierende Werte maximal 10% von jeder Betriebsminute.
Fonctionnement interm. 10% max. de chaque minute d'utilisation.
Capacidad de funcionamiento intermitente valida para 10% por cada minuto.

072 Series

3.6 cu in / rev

PRESSURE (PSID)

	500	1000	1500	2000	2500	3000	3500
2	242	481	718	941	1143	1313	
	128	127	119	107	88	70	
4	240	476	695	961	1193	1399	1574
	257	256	255	239	219	194	157
6	217	449	697	947	1189	1420	1606
	385	384	382	378	357	329	289
8	187	421	670	910	1155	1384	1610
	513	512	513	511	492	467	418
10	139	372	618	867	1116	1361	1534
	642	640	641	638	628	599	553
12	74	307	553	818	1056	1275	1496
	770	770	768	768	756	708	671
14		240	486	754	994	1191	1448
		898	898	897	882	847	798

FLOW (GPM)

TORQUE (LB IN) 994
 SPEED (RPM) 882

Cont. Int.

Intermittent operation rating applies to 10% of every minute.
 Fonctionnement interm. 10% max. de chaque minute d'utilisation.

Performance data based on tests using 15W40 oil with a viscosity of 55 cSt (215 SUS) at 54° C (130° F). Performance data is typical. Actual data may vary slightly from one production motor to another.

Les données sur les performances sont basées sur des tests utilisant de l'huile 15W40 d'une viscosité de 55 cSt (215 SUS) à 54°C (130°F). Ces données correspondent à des situations typiques. Les données réelles peuvent varier légèrement d'un moteur de production à l'autre.

Intermittierende Werte maximal 10% von jeder Betriebsminute.
 Capacidad de funcionamiento intermitente valida para 10% por cada minuto.

Leistungsdaten sind gemessen mit SAE 15W40 bei einer Viskosität von 43,1 Cst bei 54°C. Geringfügige Abweichungen von den Katalogerten sind möglich.

Datos tecnicos obtenidos con aceite 15W40 de 55 cSt (215 SUS) de viscosidad a 54°C (130°F). Los datos proporcionados son valores tipicos. Los valores exactos reales podrian tener una pequena variacion entre distintos motores.

022 700.indd, js



072 Parallel
7.2 cu in / rev

PRESSURE (PSID)

	500	1000	1500	2000	2500	3000	3500
2	441	889	1272	1650			
	63	59	48	29			
4	481	966	1403	1824	2163		
	128	125	121	104	81		
6	477	957	1401	1813	2186	2485	
	192	187	181	159	121	67	
8	464	964	1428	1850	2249	2578	
	257	251	244	212	161	90	
10	437	941	1427	1836	2243	2620	2968
	321	320	316	283	240	178	115
12	419	913	1401	1833	2229	2589	2960
	385	382	377	353	309	249	174
14	405	881	1384	1824	2220	2582	2952
	449	448	444	420	372	300	235
16	395	858	1363	1801	2192	2571	2940
	513	510	503	485	438	356	280
18	381	821	1327	1769	2183	2520	2931
	577	576	573	553	495	414	334
20	369	799	1308	1772	2146	2513	2904
	642	642	641	616	578	507	405
22	350	779	1272	1742	2114	2503	2884
	706	706	705	678	608	534	452
25		710	1169	1604	1997	2314	2647
		802	801	770	691	606	513
30		653	1066	1444	1776	2097	2366
		962	962	924	830	728	616

FLOW (GPM)

TORQUE (LB IN) 2647
SPEED (RPM) 513

Cont. Int.

Intermittent operation rating applies to 10% of every minute.
Fonctionnement interm. 10% max. de chaque minute d'utilisation.

Performance data based on tests using 15W40 oil with a viscosity of 55 cSt (215 SUS) at 54° C (130° F). Performance data is typical. Actual data may vary slightly from one production motor to another.

Les données sur les performances sont basées sur des tests utilisant de l'huile 15W40 d'une viscosité de 55 cSt (215 SUS) à 54°C (130°F). Ces données correspondent à des situations typiques. Les données réelles peuvent varier légèrement d'un moteur de production à l'autre.

Intermittierende Werte maximal 10% von jeder Betriebsminute.
Capacidad de funcionamiento intermitente valida para 10% por cada minuto.

Leistungsdaten sind gemessen mit SAE 15W40 bei einer Viskosität von 43,1 Cst bei 54°C. Geringfügige Abweichungen von den Katalogerten sind möglich.

Datos tecnicos obtenidos con aceite 15W40 de 55 cSt (215 SUS) de viscosidad a 54°C (130°F). Los datos proporcionados son valores tipicos. Los valores exactos reales podrían tener una pequeña variación entre distintos motores.

022 700.indd, js



108 Series

5.4 cu in / rev

PRESSURE (PSID)

	500	1000	1500	2000	2500	3000	3500
2	366 86	727 84	1084 80	1431 74	1740 62	2036 52	
4	361 171	725 171	1071 170	1462 163	1816 150	2122 135	2424 110
6	329 257	690 256	1066 255	1443 252	1812 242	2159 224	2455 200
8	289 342	654 341	1029 342	1395 340	1764 330	2118 317	2463 288
10	229 428	593 427	968 427	1337 425	1712 419	2078 406	2375 379
12	151 513	509 513	882 512	1271 511	1636 505	1979 481	2324 459
14	77 599	426 599	800 598	1194 596	1552 588	1874 571	2253 547
16	40 684	342 684	720 683	1133 680	1469 671	1790 649	2146 656
18		259 769	627 769	1031 765	1339 755	1642 738	1961 731
20			536 855	858 850	1139 845	1407 817	1678 788
22			452 940	775 935	1031 930	1277 899	1532 867

FLOW (GPM)

TORQUE (LB IN) 1678
SPEED (RPM) 788

Cont. Int.

Intermittent operation rating applies to 10% of every minute.
Fonctionnement interm. 10% max. de chaque minute d'utilisation.

Performance data based on tests using 15W40 oil with a viscosity of 55 cSt (215 SUS) at 54° C (130° F). Performance data is typical. Actual data may vary slightly from one production motor to another.

Les données sur les performances sont basées sur des tests utilisant de l'huile 15W40 d'une viscosité de 55 cSt (215 SUS) à 54°C (130°F). Ces données correspondent à des situations typiques. Les données réelles peuvent varier légèrement d'un moteur de production à l'autre.

Intermittierende Werte maximal 10% von jeder Betriebsminute.
Capacidad de funcionamiento intermitente valida para 10% por cada minuto.

Leistungsdaten sind gemessen mit SAE 15W40 bei einer Viskosität von 43,1 Cst bei 54°C. Geringfügige Abweichungen von den Katalogerten sind möglich.

Datos tecnicos obtenidos con aceite 15W40 de 55 cSt (215 SUS) de viscosidad a 54°C (130°F). Los datos proporcionados son valores tipicos. Los valores exactos reales podrian tener una pequena variacion entre distintos motores.

022 700.indd, js



108 Parallel

10.8 cu in / rev

PRESSURE (PSID)

	500	1000	1500	2000	2500	3000	3500
2	683 42	1366 40	1970 33				
4	729 85	1455 83	2140 78	2809 65	3383 47		
6	728 128	1465 124	2150 120	2801 105	3399 76		
8	711 171	1469 168	2185 163	2856 142	3491 110		
10	678 214	1442 213	2182 211	2838 189	3482 159	4104 77	
12	651 257	1401 254	2150 252	2833 235	3456 205	4022 109	
14	630 299	1362 298	2104 295	2814 280	3445 246	4012 131	4614 75
16	611 342	1329 340	2095 335	2778 323	3408 290	3981 226	4598 151
18	587 385	1295 383	2051 379	2756 368	3364 333	3898 267	4519 184
20	565 428	1250 426	2013 425	2723 411	3335 382	3878 317	4482 236
22	539 469	1215 469	1962 467	2678 452	3295 409	3847 338	4451 257
25		1123 534	1834 532	2515 513	3108 464	3594 385	4309 290
30		1037 641	1693 639	2313 615	2828 557	3311 462	4151 379

FLOW (GPM)

TORQUE (LB IN) 4309
 SPEED (RPM) 290

Cont. Int.

Intermittent operation rating applies to 10% of every minute.
 Fonctionnement interm. 10% max. de chaque minute d'utilisation.

Performance data based on tests using 15W40 oil with a viscosity of 55 cSt (215 SUS) at 54° C (130° F). Performance data is typical. Actual data may vary slightly from one production motor to another.

Les données sur les performances sont basées sur des tests utilisant de l'huile 15W40 d'une viscosité de 55 cSt (215 SUS) à 54°C (130°F). Ces données correspondent à des situations typiques. Les données réelles peuvent varier légèrement d'un moteur de production à l'autre.

Intermittierende Werte maximal 10% von jeder Betriebsminute.
 Capacidad de funcionamiento intermitente valida para 10% por cada minuto.

Leistungsdaten sind gemessen mit SAE 15W40 bei einer Viskosität von 43,1 Cst bei 54°C. Geringfügige Abweichungen von den Katalogerten sind möglich.

Datos tecnicos obtenidos con aceite 15W40 de 55 cSt (215 SUS) de viscosidad a 54°C (130°F). Los datos proporcionados son valores tipicos. Los valores exactos reales podrían tener una pequeña variación entre distintos motores.

022 700.indd, js



142 Series

7.1 cu in / rev

PRESSURE (PSID)

	500	1000	1500	2000	2500	3000	3500
2	484	964	1434	1907	2319	2759	
	65	64	62	58	50	43	
4	474	968	1444	1948	2410	2819	3264
	130	130	130	126	118	107	87
6	438	930	1428	1926	2417	2875	3285
	195	195	194	192	1987	174	158
8	391	889	1381	1870	2359	2838	3298
	260	260	260	259	253	245	226
10	327	821	1324	1804	2298	2776	3215
	325	324	324	323	320	313	295
12	249	728	1226	1725	2217	2664	3092
	390	390	390	388	385	372	358
14	184	643	1141	1648	2116	2573	3063
	455	455	454	452	447	439	427
16	101	532	1040	1558	2011	2474	2949
	520	520	519	516	511	501	497
18		439	930	1441	1876	2325	2790
		585	584	581	575	564	559
20		300	810	1275	1712	2125	2535
		651	650	647	643	629	612
22		249	707	1169	1594	1983	2386
		716	715	711	707	692	673

FLOW (GPM)

TORQUE (LB IN) 2535
SPEED (RPM) 612

Cont. Int.

Intermittent operation rating applies to 10% of every minute.
Fonctionnement interm. 10% max. de chaque minute d'utilisation.

Performance data based on tests using 15W40 oil with a viscosity of 55 cSt (215 SUS) at 54° C (130° F). Performance data is typical. Actual data may vary slightly from one production motor to another.

Les données sur les performances sont basées sur des tests utilisant de l'huile 15W40 d'une viscosité de 55 cSt (215 SUS) à 54°C (130°F). Ces données correspondent à des situations typiques. Les données réelles peuvent varier légèrement d'un moteur de production à l'autre.

Intermittierende Werte maximal 10% von jeder Betriebsminute.
Capacidad de funcionamiento intermitente valida para 10% por cada minuto.

Leistungsdaten sind gemessen mit SAE 15W40 bei einer Viskosität von 43,1 Cst bei 54°C. Geringfügige Abweichungen von den Katalogerten sind möglich.

Datos tecnicos obtenidos con aceite 15W40 de 55 cSt (215 SUS) de viscosidad a 54°C (130°F). Los datos proporcionados son valores tipicos. Los valores exactos reales podrian tener una pequena variacion entre distintos motores.

022 700.indd, js



142 Parallel

14.2 cu in / rev

PRESSURE (PSID)

	500	1000	1500	2000	2500	3000	3250
2	925	1836	2668	3467			
	32	31	26	16			
4	969	1920	2860	3784	4619		
	65	63	57	46	31		
6	971	1963	2886	3785	4619		
	97	94	90	79	55		
8	954	1962	2927	3858	4736		
	130	128	125	108	85		
10	918	1933	2921	3837	4724		
	163	162	160	145	121		
12	884	1882	2886	3829	4685		
	195	193	191	179	164		
14	857	1841	2831	3796	4672		
	228	226	224	212	191		
16	826	1799	2816	3747	4630	5261	
	260	259	255	246	219	164	
18	790	1754	2755	3703	4557	5207	5523
	293	290	286	280	246	197	164
20	757	1709	2710	3661	4528	5166	5472
	325	323	322	313	273	226	198
22	726	1655	2648	3603	4485	5099	5259
	356	356	353	344	301	245	211
25	452	1547	2513	3441	4227	4861	5068
	406	405	403	390	342	278	239
30	374	1436	2344	3225	3921	4577	4921
	488	486	484	468	410	334	294

FLOW (GPM)

TORQUE (LB IN) 5068
 SPEED (RPM) 239

Cont. Int.

Intermittent operation rating applies to 10% of every minute.
 Fonctionnement interm. 10% max. de chaque minute d'utilisation.

Performance data based on tests using 15W40 oil with a viscosity of 55 cSt (215 SUS) at 54° C (130° F). Performance data is typical. Actual data may vary slightly from one production motor to another.

Les données sur les performances sont basées sur des tests utilisant de l'huile 15W40 d'une viscosité de 55 cSt (215 SUS) à 54°C (130°F). Ces données correspondent à des situations typiques. Les données réelles peuvent varier légèrement d'un moteur de production à l'autre.

Intermittierende Werte maximal 10% von jeder Betriebsminute.
 Capacidad de funcionamiento intermitente valida para 10% por cada minuto.

Leistungsdaten sind gemessen mit SAE 15W40 bei einer Viskosität von 43,1 Cst bei 54°C. Geringfügige Abweichungen von den Katalogerten sind möglich.

Datos tecnicos obtenidos con aceite 15W40 de 55 cSt (215 SUS) de viscosidad a 54°C (130°F). Los datos proporcionados son valores tipicos. Los valores exactos reales podrían tener una pequeña variación entre distintos motores.

022 700.indd, js



176 Series

8.8 cu in / rev

PRESSURE (PSID)

	500	1000	1500	2000	2500	3000	3500
2	604	1204	1788	2395	2913	3521	
	52	52	50	49	43	38	
4	588	1217	1834	2445	3022	3529	4142
	105	105	105	104	98	90	73
6	548	1179	1803	2423	3039	3609	4142
	158	157	157	155	153	143	131
8	497	1137	1748	2364	2973	3584	4162
	210	209	210	208	206	201	188
10	436	1070	1704	2291	2906	3496	4098
	263	262	261	260	259	256	244
12	371	976	1601	2204	2829	3441	4034
	315	315	315	313	311	305	295
14	332	899	1525	2140	2717	3324	3922
	367	367	366	363	361	358	353
16	186	762	1405	2017	2591	3214	3814
	420	419	418	416	413	410	400
18		665	1284	1891	2468	3088	3721
		472	471	468	465	462	450
20		553	1134	1762	2388	2975	3549
		524	524	522	519	514	503
22		459	1017	1636	2272	2836	3417
		576	576	574	571	565	554
25		81	721	1375	1968	2534	3113
		655	655	652	648	637	624
30			284	958	1562	2097	2691
			786	782	778	765	749

TORQUE (LB IN) 3549
 SPEED (RPM) 503

FLOW (GPM)

Cont. Int.

Intermittent operation rating applies to 10% of every minute.
 Fonctionnement interm. 10% max. de chaque minute d'utilisation.

Performance data based on tests using 15W40 oil with a viscosity of 55 cSt (215 SUS) at 54° C (130° F). Performance data is typical. Actual data may vary slightly from one production motor to another.

Les données sur les performances sont basées sur des tests utilisant de l'huile 15W40 d'une viscosité de 55 cSt (215 SUS) à 54°C (130°F). Ces données correspondent à des situations typiques. Les données réelles peuvent varier légèrement d'un moteur de production à l'autre.

Intermittierende Werte maximal 10% von jeder Betriebsminute.
 Capacidad de funcionamiento intermitente valida para 10% por cada minuto.

Leistungsdaten sind gemessen mit SAE 15W40 bei einer Viskosität von 43,1 Cst bei 54°C. Geringfügige Abweichungen von den Katalogerten sind möglich.

Datos tecnicos obtenidos con aceite 15W40 de 55 cSt (215 SUS) de viscosidad a 54°C (130°F). Los datos proporcionados son valores tipicos. Los valores exactos reales podrian tener una pequena variacion entre distintos motores.

022 700.indd, js



176 Parallel
17.6 cu in / rev

PRESSURE (PSID)

	500	1000	1500	2000	2250	2500	2750
2	1179 26	2325 26	3403 22				
4	1214 52	2412 51	3601 44	4801 34			
6	1221 79	2479 75	3651 72	4818 64	5338 55		
8	1206 105	2468 104	3693 101	4908 88	5483 83	6050 70	
10	1172 131	2443 130	3685 129	4885 117	5464 108	6036 97	6532 93
12	1130 157	2381 156	3651 155	4874 144	5420 137	5980 125	6394 112
14	1097 184	2345 182	3613 180	4824 171	5408 164	5966 149	6363 130
16	1052 210	2294 209	3567 206	4762 198	5345 189	5924 175	6317 149
18	1003 236	2238 233	3487 229	4689 226	5275 216	5812 208	6255 184
20	955 262	2199 260	3437 258	4639 253	5231 240	5791 231	6209 205
22	922 286	2123 286	3366 283	4566 277	5200 264	5749 254	6147 225
25	832 328	2006 326	3240 324	4431 314	4954 302	5413 289	5816 256
30	689 393	1868 392	3050 389	4224 377	4651 362	5112 347	5546 307

FLOW (GPM)

TORQUE (LB IN) 5816
 SPEED (RPM) 256

Cont. Int.

Intermittent operation rating applies to 10% of every minute.
 Fonctionnement interm. 10% max. de chaque minute d'utilisation.

Performance data based on tests using 15W40 oil with a viscosity of 55 cSt (215 SUS) at 54° C (130° F). Performance data is typical. Actual data may vary slightly from one production motor to another.

Les données sur les performances sont basées sur des tests utilisant de l'huile 15W40 d'une viscosité de 55 cSt (215 SUS) à 54°C (130°F). Ces données correspondent à des situations typiques. Les données réelles peuvent varier légèrement d'un moteur de production à l'autre.

Intermittierende Werte maximal 10% von jeder Betriebsminute.
 Capacidad de funcionamiento intermitente valida para 10% por cada minuto.

Leistungsdaten sind gemessen mit SAE 15W40 bei einer Viskosität von 43,1 Cst bei 54°C. Geringfügige Abweichungen von den Katalogerten sind möglich.

Datos tecnicos obtenidos con aceite 15W40 de 55 cSt (215 SUS) de viscosidad a 54°C (130°F). Los datos proporcionados son valores tipicos. Los valores exactos reales podrian tener una pequena variacion entre distintos motores.

022 700.indd, js



212 Series

10.6 cu in / rev

PRESSURE (PSID)

	500	1000	1500	1750	2000	2250	2500	2750	3000	3250
2	731 44	1458 43	2162 42	2509 42	2901 40	3175 39	3532 36			
4	712 87	1468 87	2210 87	2562 87	2946 86	3274 84	3641 81	3955 80	4269 75	4623 71
6	665 131	1426 130	2175 130	2553 129	2920 128	3290 127	3658 127	4009 123	4351 119	4702 115
8	603 174	1371 174	2110 174	2473 173	2854 173	3229 171	3587 170	3961 170	4323 166	4674 161
10	527 218	1287 217	2053 217	2406 216	2767 215	3136 215	3508 214	3872 213	4223 212	
12	450 262	1182 261	1935 261	2315 260	2665 259	3040 258	3414 257	3775 256	4150 251	
14	390 305	1089 304	1844 303	2210 302	2588 301	2940 300	3291 299	3667 298	3948 293	
16	225 349	929 348	1703 347	2076 346	2443 346	2789 345	3149 343	3526 338	3846 335	
18		806 391	1559 391	1921 389	2300 389	2672 388	2995 384	3340 380	3644 377	
20		669 435	1377 435	1769 434	2128 433	2498 432	2741 427	2992 423	3239 418	
22		567 478	1244 478	1612 477	1994 476	2337 475	2657 470	2876 465	3113 460	
25		153 544	900 544	1244 543	1676 541	2037 540	2404 534	2830 528	3037 523	
30			398 653	732 651	1183 650	1534 648	1898 641	2366 641	2531 628	

FLOW (GPM)

TORQUE (LB IN) 3113
 SPEED (RPM) 460

Cont. Int.

Intermittent operation rating applies to 10% of every minute.
 Fonctionnement interm. 10% max. de chaque minute d'utilisation.

Performance data based on tests using 15W40 oil with a viscosity of 55 cSt (215 SUS) at 54° C (130° F). Performance data is typical. Actual data may vary slightly from one production motor to another.

Les données sur les performances sont basées sur des tests utilisant de l'huile 15W40 d'une viscosité de 55 cSt (215 SUS) à 54°C (130°F). Ces données correspondent à des situations typiques. Les données réelles peuvent varier légèrement d'un moteur de production à l'autre.

Intermittierende Werte maximal 10% von jeder Betriebsminute.
 Capacidad de funcionamiento intermitente valida para 10% por cada minuto.

Leistungsdaten sind gemessen mit SAE 15W40 bei einer Viskosität von 43,1 Cst bei 54°C. Geringfügige Abweichungen von den Katalogerten sind möglich.

Datos tecnicos obtenidos con aceite 15W40 de 55 cSt (215 SUS) de viscosidad a 54°C (130°F). Los datos proporcionados son valores tipicos. Los valores exactos reales podrian tener una pequena variacion entre distintos motores.

022 700.indd, js



212 Parallel

21.2 cu in / rev

PRESSURE (PSID)

	500	1000	1250	1500	1750	2000	2250	2500
2	1413 22	2789 21	3434 19	4057 18	4676 15	5276 11		
4	1455 44	2874 42	3580 39	4299 36	5036 34	5719 29		
6	1471 65	2970 63	3686 61	4380 60	5047 56	5777 52	6388 46	
8	1455 87	2964 86	3698 85	4429 84	5163 80	5877 73	6498 69	7170 47
10	1413 109	2938 108	3678 108	4429 107	5135 103	5869 98	6520 90	7187 65
12	1366 131	2871 129	3627 129	4390 128	5112 127	5845 120	6492 115	7069 105
14	1326 153	2827 151	3542 150	4256 149	5052 148	5785 143	6476 137	6984 122
16	1269 174	2767 173	3522 172	4241 171	5005 169	5718 165	6400 158	6900 139
18	1215 196	2699 194	3445 193	4207 191	4948 190	5643 188	6326 180	6833 157
20	1158 218	2656 216	3393 215	4153 213	4898 209	5587 210	6210 200	6790 174
22	1114 240	2572 238	3297 237	4068 236	4806 234	5493 230	6226 220	6740 192
25	1004 272	2439 271	3165 270	3897 269	4659 266	5347 261	5982 252	6647 218
30	831 327	2299 325	2973 324	3690 323	4393 319	5093 313	5709 302	6267 262

FLOW (GPM)

TORQUE (LB IN) 6647
 SPEED (RPM) 218

Cont. Int.

Intermittent operation rating applies to 10% of every minute.
 Fonctionnement interm. 10% max. de chaque minute d'utilisation.

Performance data based on tests using 15W40 oil with a viscosity of 55 cSt (215 SUS) at 54° C (130° F). Performance data is typical. Actual data may vary slightly from one production motor to another.

Les données sur les performances sont basées sur des tests utilisant de l'huile 15W40 d'une viscosité de 55 cSt (215 SUS) à 54°C (130°F). Ces données correspondent à des situations typiques. Les données réelles peuvent varier légèrement d'un moteur de production à l'autre.

Intermittierende Werte maximal 10% von jeder Betriebsminute.
 Capacidad de funcionamiento intermitente valida para 10% por cada minuto.

Leistungsdaten sind gemessen mit SAE 15W40 bei einer Viskosität von 43,1 Cst bei 54°C. Geringfügige Abweichungen von den Katalogerten sind möglich.

Datos tecnicos obtenidos con aceite 15W40 de 55 cSt (215 SUS) de viscosidad a 54°C (130°F). Los datos proporcionados son valores tipicos. Los valores exactos reales podrían tener una pequeña variación entre distintos motores.

022 700.indd, js



258 Series

12.9 cu in / rev

PRESSURE (PSID)

	500	1000	1500	1750	2000	2250	2500	2750	3000
2	905 36	1811 36	2673 35	3155 35	3613 33	3950 33	4414 31	4822 30	5226 26
4	882 72	1799 72	2692 71	3147 71	3585 70	4014 69	4440 66	4850 65	5287 62
6	834 107	1762 107	2645 106	3119 106	3560 104	4000 104	4440 103	4856 101	5318 98
8	757 143	1675 143	2593 142	3036 141	3507 140	3940 139	4399 138	4839 137	5292 135
10	652 179	1556 178	2504 177	2957 176	3400 175	3857 174	4306 173	4771 172	5201 171
12	565 215	1472 213	2390 212	2867 210	3289 208	3737 208	4188 207	4635 207	5072 205
14	423 251	1357 249	2279 249	2731 248	3199 245	3668 243	4096 243	4517 241	4957 239
16	278 287	1187 286	2125 286	2587 285	3043 284	3525 283	3973 283		
18		1006 321	1962 321	2440 319	2911 319	3349 318			
20		827 357	1728 357	2264 356	2620 355	3003 354			
22		758 393	1614 393	2037 392	2546 390	2975 390			
25		466 446	1260 446	1681 446	2135 445	2624 443			
30			773 537	1099 536	1585 535	2079 534			

FLOW (GPM)

TORQUE (LB IN) 1099
 SPEED (RPM) 536

Cont. Int.

Intermittent operation rating applies to 10% of every minute.
 Fonctionnement interm. 10% max. de chaque minute d'utilisation.

Performance data based on tests using 15W40 oil with a viscosity of 55 cSt (215 SUS) at 54° C (130° F). Performance data is typical. Actual data may vary slightly from one production motor to another.

Les données sur les performances sont basées sur des tests utilisant de l'huile 15W40 d'une viscosité de 55 cSt (215 SUS) à 54°C (130°F). Ces données correspondent à des situations typiques. Les données réelles peuvent varier légèrement d'un moteur de production à l'autre.

Intermittierende Werte maximal 10% von jeder Betriebsminute.
 Capacidad de funcionamiento intermitente valida para 10% por cada minuto.

Leistungsdaten sind gemessen mit SAE 15W40 bei einer Viskosität von 43,1 Cst bei 54°C. Geringfügige Abweichungen von den Katalogerten sind möglich.

Datos tecnicos obtenidos con aceite 15W40 de 55 cSt (215 SUS) de viscosidad a 54°C (130°F). Los datos proporcionados son valores tipicos. Los valores exactos reales podrian tener una pequena variacion entre distintos motores.

022 700.indd, js



258 Parallel
25.8 cu in / rev

PRESSURE (PSID)

	500	1000	1250	1500	1750	2000	2250
2	1679	3334	4055	4724			
	18	15	14	12			
4	1731	3474	4224	5038	5979	6636	
	36	34	32	30	27	25	
6	1790	3531	4419	5235	6072	6898	7557
	54	53	51	48	45	42	38
8	1782	3564	4435	5291	6115	6981	7715
	71	71	71	68	66	60	56
10	1727	3552	4424	5340	6209	7063	7853
	89	89	88	87	84	81	76
12	1684	3511	4424	5303	6187	6981	7715
	107	107	106	104	103	100	97
14	1636	3457	4373	5279	6108	6915	7650
	125	124	124	123	123	120	118
16	1556	3388	4312	5223	6050	6866	7594
	143	143	143	142	140	138	135
18	1515	3301	4240	5149	6022	6841	7557
	161	161	160	160	159	155	151
20	1445	3273	4193	5118	5979	6800	7502
	179	179	178	178	178	172	168
22	1378	3203	4060	5020	5878	6652	7391
	197	197	196	196	195	189	185
25	1234	3084	3998	4866	5763	6553	7354
	224	224	223	222	222	215	210
30	1018	3043	3798	4570	5468	6225	6975
	268	268	267	266	266	258	252

FLOW (GPM)

TORQUE (LB IN) 7354
 SPEED (RPM) 210

Cont. Int.

Intermittent operation rating applies to 10% of every minute.
 Fonctionnement interm. 10% max. de chaque minute d'utilisation.

Performance data based on tests using 15W40 oil with a viscosity of 55 cSt (215 SUS) at 54° C (130° F). Performance data is typical. Actual data may vary slightly from one production motor to another.

Les données sur les performances sont basées sur des tests utilisant de l'huile 15W40 d'une viscosité de 55 cSt (215 SUS) à 54°C (130°F). Ces données correspondent à des situations typiques. Les données réelles peuvent varier légèrement d'un moteur de production à l'autre.

Intermittierende Werte maximal 10% von jeder Betriebsminute.
 Capacidad de funcionamiento intermitente valida para 10% por cada minuto.

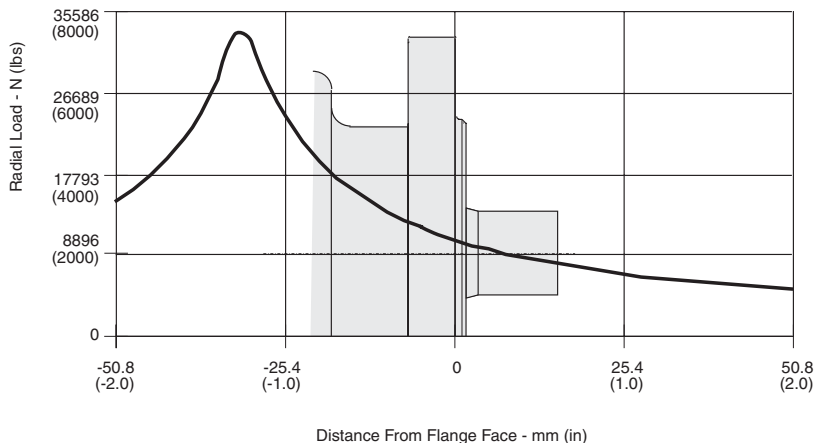
Leistungsdaten sind gemessen mit SAE 15W40 bei einer Viskosität von 43,1 Cst bei 54°C. Geringfügige Abweichungen von den Katalogerten sind möglich.

Datos tecnicos obtenidos con aceite 15W40 de 55 cSt (215 SUS) de viscosidad a 54°C (130°F). Los datos proporcionados son valores tipicos. Los valores exactos reales podrían tener una pequeña variación entre distintos motores.

022 700.indd, js

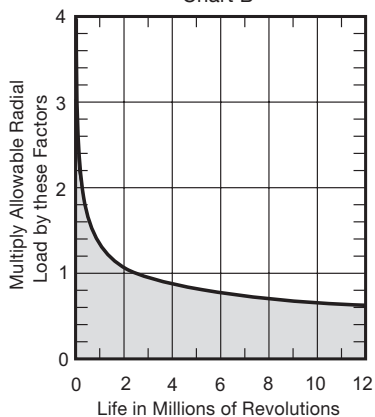


700 Series Roller Bearing Allowable Radial Load Curve
 Chart A



The allowable side load curve is based on L_{10} bearing life of 2.5×10^6 revolutions.
 Die zulässige radiale Wellenbelastung bezieht sich auf die Lager-Lebensdauer 2.5×10^6 Umdrehungen.
 L'effort radial admissible sur l'arbre depend a une duree de vie 2.5×10^6 de rotation.
 La curva de carga lateral admisible se basa en vida util de cojinete de 2.5×10^6 revoluciones.

Bearing Life Factor Curve
 Chart B



Note:
 Side load should be considered a vector sum of all imposed loads.

English equivalents for metric specifications are shown in ().

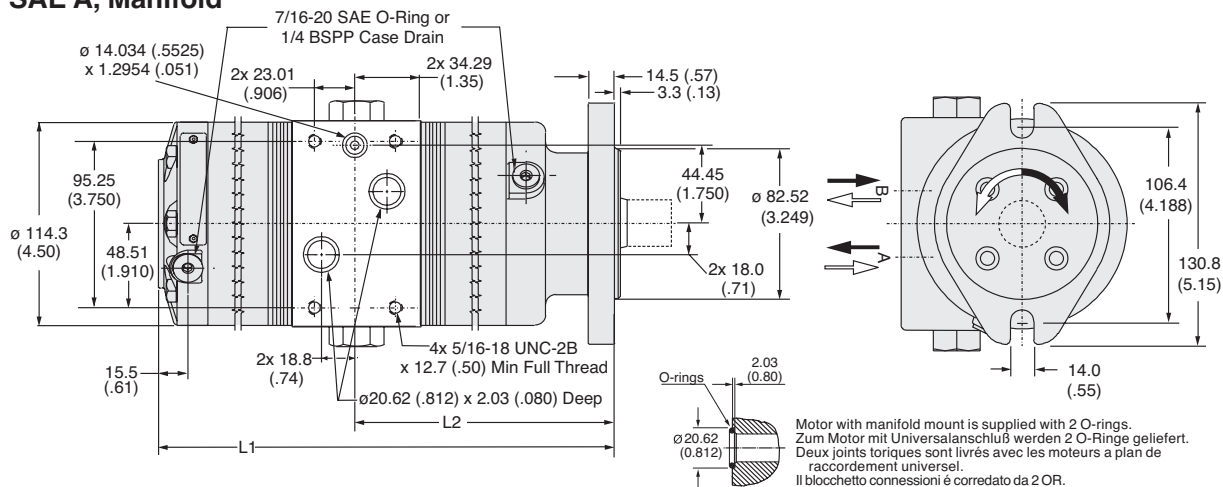
022 700.indd, js



Mounting, Ports/Gehäuse, Anschlüsse
Carter, Orifices / Montaje, Lumbreras

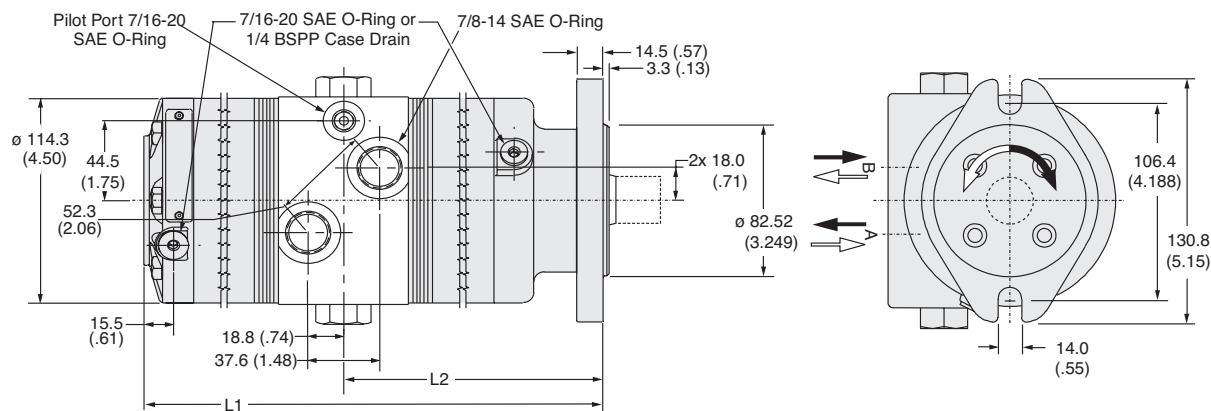
LSHT Torqmotors™ and Nichols™ Motors
700 Series / Serie / Série HY13-1590-010/US,EU

Code: AM
SAE A, Manifold



Code AM		072	108	142	176	212	258
Weight/Gewicht	kg	15.9	16.1	16.2	16.4	16.6	16.8
Poids/Peso	(lb)	(35.0)	(35.4)	(35.7)	(36.1)	(36.5)	(37.0)
Length	"L1" mm	214.6	224.3	233.7	243.3	253.2	266.0
	"L1" (in)	(8.45)	(8.83)	(9.20)	(9.58)	(9.97)	(10.47)
"L2" mm	123.2	128.0	132.9	137.7	142.5	148.8	
	"L2" (in)	(4.85)	(5.04)	(5.23)	(5.42)	(5.61)	(5.86)

Code: AS
SAE A, 7/8"-14 SAE



Code AS		072	108	142	176	212	258
Weight/Gewicht	kg	15.9	16.1	16.2	16.4	16.6	16.8
Poids/Peso	(lb)	(35.0)	(35.4)	(35.7)	(36.1)	(36.5)	(37.0)
Length	"L1" mm	214.6	224.3	233.7	243.3	253.2	266.0
	"L1" (in)	(8.45)	(8.83)	(9.20)	(9.58)	(9.97)	(10.47)
"L2" mm	123.2	128.0	132.9	137.7	142.5	148.8	
	"L2" (in)	(4.85)	(5.04)	(5.23)	(5.42)	(5.61)	(5.86)

English equivalents for metric specifications are shown in ().

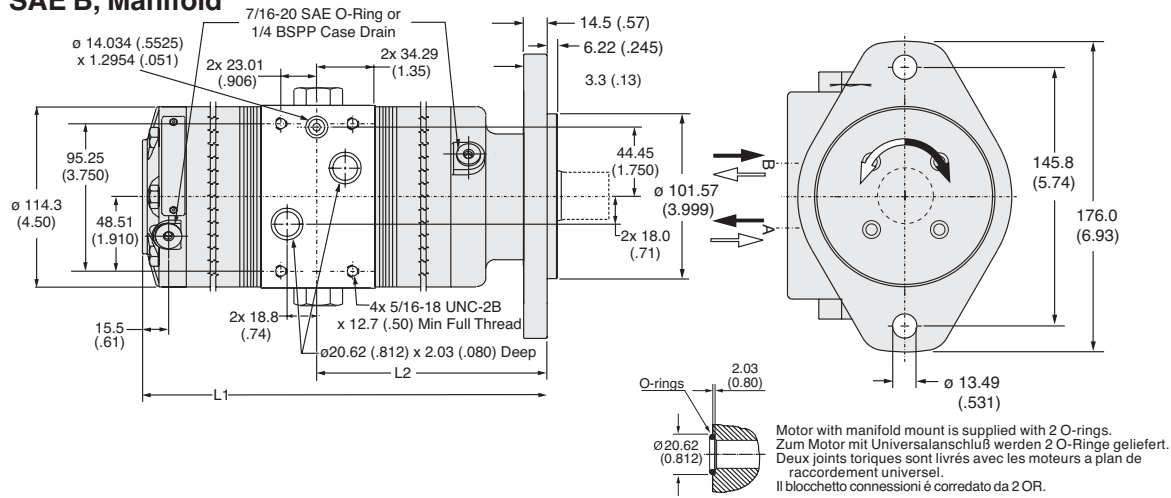
022 700.indd, js



**Mounting, Ports/Gehäuse, Anschlüsse
Carter, Orifices / Montaje, Lumbreras**

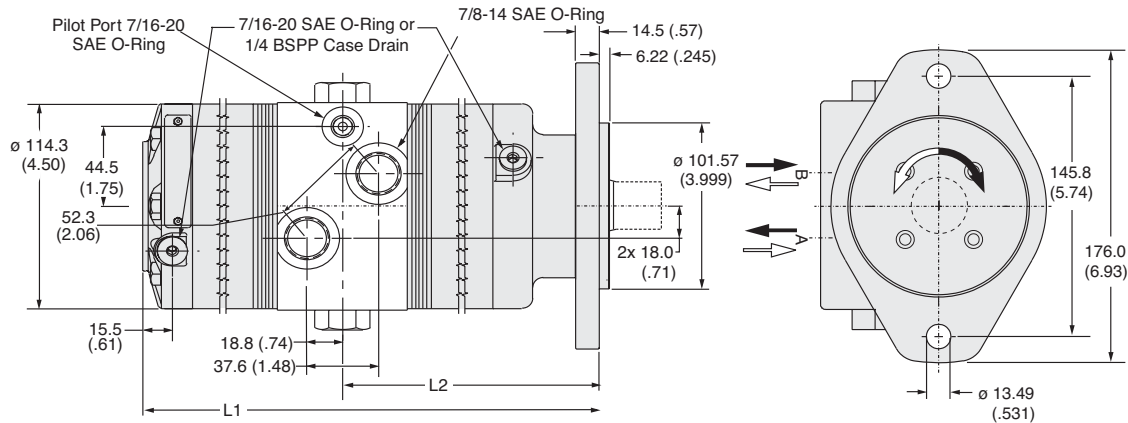
**LSHT Torqmotors™ and Nichols™ Motors
700 Series / Serie / Série** HY13-1590-010/US,EU

**Code: BM
SAE B, Manifold**



Code BM	072	108	142	176	212	258
Weight/Gewicht	kg 15.9	16.1	16.2	16.4	16.6	16.8
Poids/Peso	(lb) (35.0)	(35.4)	(35.7)	(36.1)	(36.5)	(37.0)
Length	"L1" mm 214.6	224.3	233.7	243.3	253.2	266.0
	"L1" (in) (8.45)	(8.83)	(9.20)	(9.58)	(9.97)	(10.47)
"L2"	mm 123.2	128.0	132.9	137.7	142.5	148.8
	(in) (4.85)	(5.04)	(5.23)	(5.42)	(5.61)	(5.86)

**Code: BS
SAE B, 7/8"-14 SAE**



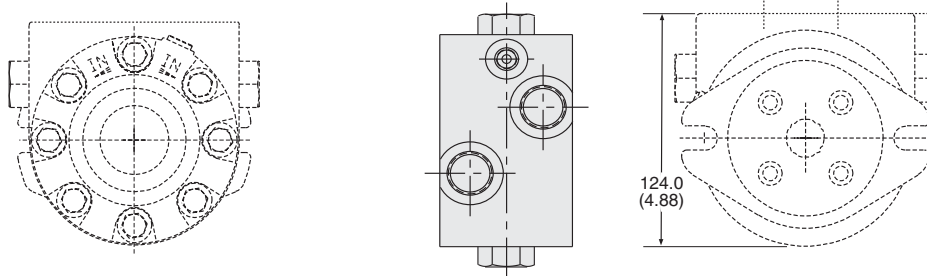
Code BS	072	108	142	176	212	258
Weight/Gewicht	kg 15.9	16.1	16.2	16.4	16.6	16.8
Poids/Peso	(lb) (35.0)	(35.4)	(35.7)	(36.1)	(36.5)	(37.0)
Length	"L1" mm 214.6	224.3	233.7	243.3	253.2	266.0
	"L1" (in) (8.45)	(8.83)	(9.20)	(9.58)	(9.97)	(10.47)
"L2"	mm 123.2	128.0	132.9	137.7	142.5	148.8
	(in) (4.85)	(5.04)	(5.23)	(5.42)	(5.61)	(5.86)

English equivalents for metric specifications are shown in ().

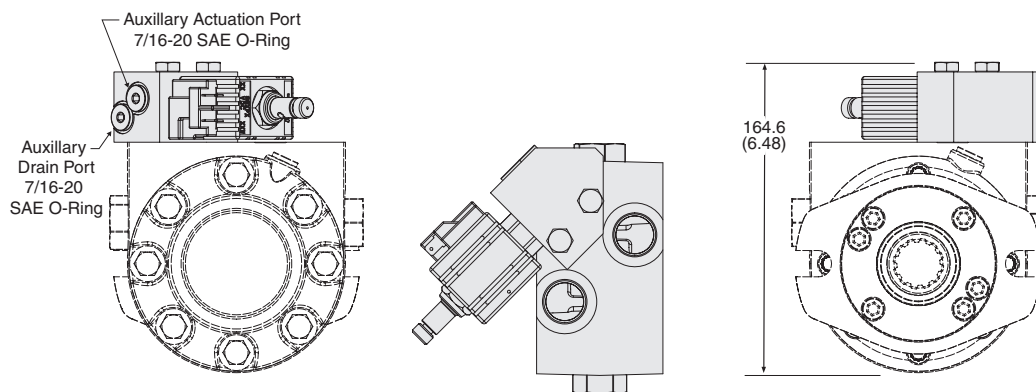
022 700.indd, js



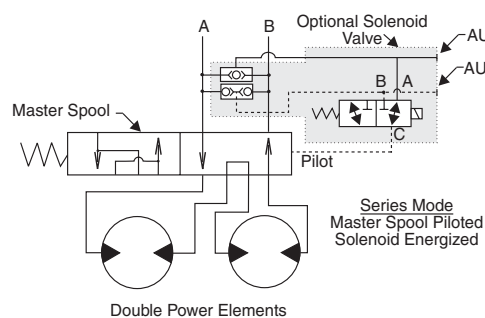
Code: P
Remotely Piloted



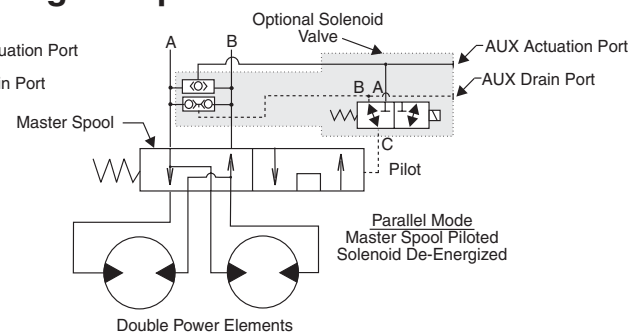
Code: E, W
Solenoid Actuated



High Speed Series Mode



High Torque Parallel Mode

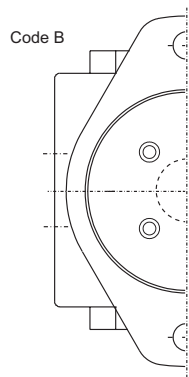
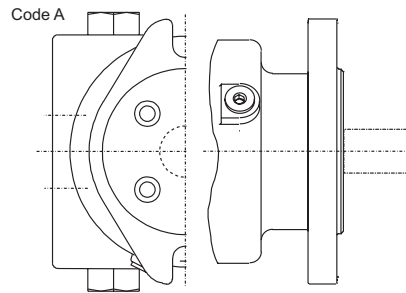


Add .5 kg (1.1 lb) for this option.

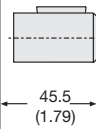
English equivalents for metric specifications are shown in ().

022 700.indd, js

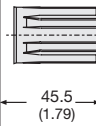




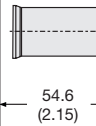
Code: 0
1" Keyed



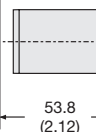
Code: 1
1" 6B Spline



Code: 2
25mm Keyed



Code: 3
1-1/4" Keyed

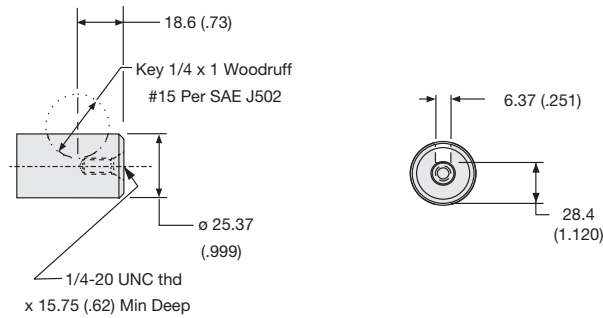


English equivalents for metric specifications are shown in ().

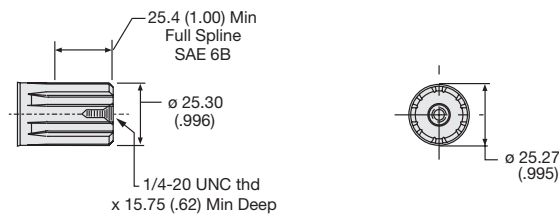
022 700.indd, js



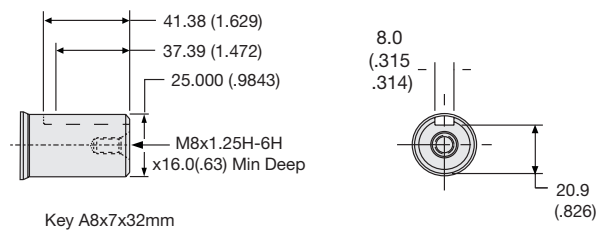
Code: 0
1" Keyed



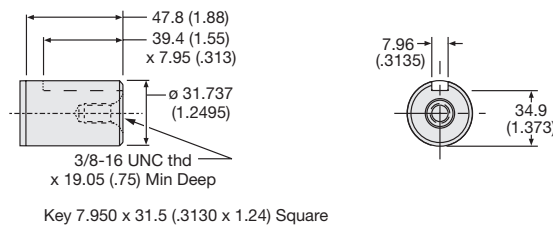
Code: 1
1" 6B Spline



Code: 2
25mm Keyed



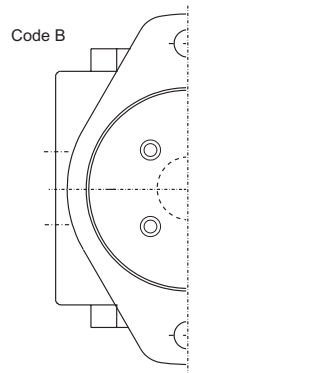
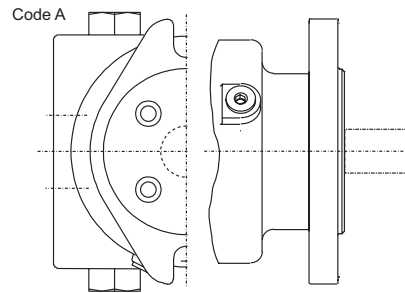
Code: 3
1-1/4" Keyed



English equivalents for metric specifications are shown in ().

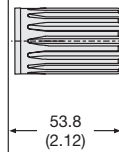
022 700.indd, js





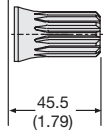
Code: 5

1-1/4"-14 Tooth Spline



Code: 6

7/8"-13 Tooth Spline



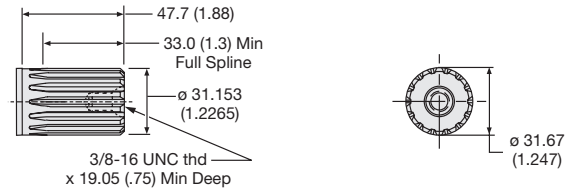
English equivalents for metric specifications are shown in ().

022 700.indd, js



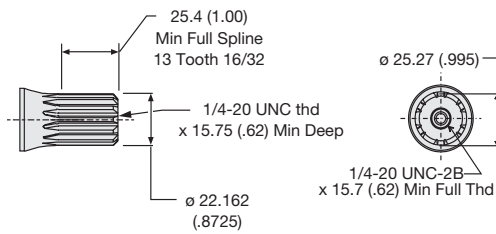
Code: 5

1-1/4"-14 Tooth Spline



Code: 6

7/8"-13 Tooth Spline



English equivalents for metric specifications are shown in ().

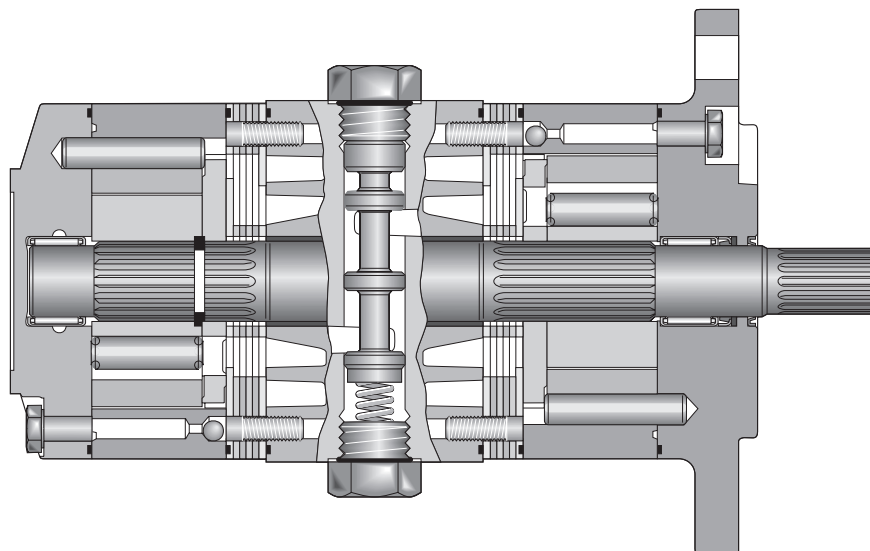
022 700.indd, js



6 Displacements	Series	(3.6 – 12.9 in ³ /rev)	
6 Schluckvolumen		59...211 cm³/rev	
6 Cylindrée	Parallel	(7.2 – 25.8 in ³ /rev)	
6 Desplazamientos		118...423 cm³/rev	
		Cont	Int
Maximum Pressure	Series	(2500 psid)	(3000 psid)
Eingangsdruck		...170 bar	...210 bar
Pression entrée	Parallel	(2000 psid)	(2500 psid)
Presion Maxima		...140 bar	...170 bar
Maximum Oil Flow	Series	(20 gpm)	
Schluckstrom		...76 lpm	
Débit d'huile	Parallel	(30 gpm)	
Caudal Maximo de Aceite		...114 lpm	
Maximum Speed	Series	890 rpm	
Drehzahl	Parallel	782 rpm	
Vitesse de rotation			
Velocidad Maxima			
		Cont	Int
Maximum Torque	Series	(3125 lb in)	(3844 lb in)
Max Drehmoment		...353 Nm	...434 Nm
Couple	Parallel	(3735 lb in)	(4666 lb in)
Torque Maximo		...422 Nm	...527 Nm
Maximum Side Load at Key	Series	(1000 lb)	
Seitenlast		... 113 N	
Charges latérales			
Carga Maxima Lateral			

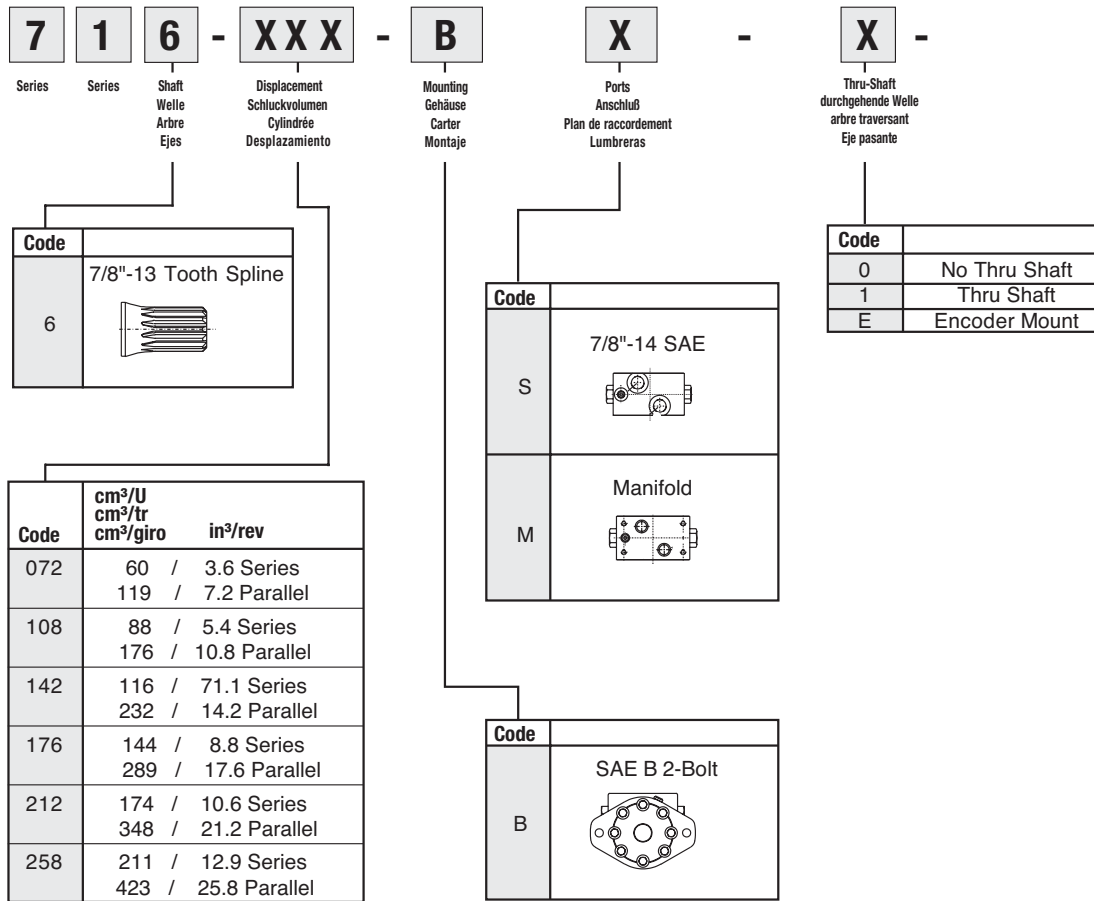
High Efficiency, High Flow Two-Speed Motor

Parker's unique two-speed motor utilizes two separate IGR™ power elements on a common shaft. An integral selector valve shifts between high torque, low speed (parallel) operation and high speed, low torque (series) mode in a ration of 2:1. The use of two power elements eliminates the deficiencies of traditional, single power element designs. In the high torque mode, the motor delivers twice the torque and half the speed that it does in the high speed mode. The selector valve can be open or closed center and may be actuated by an external pilot or optional solenoid valve. The open center selector valve can be shifted "on the fly" while the motor shaft is rotating under load. The selector valve is spring loaded to return to its pilot-pressure-off position. Normal mode of operation is field changeable and can be selected as series or parallel. Pilot pressure must be 300 psi higher than motor case or outlet pressure and may be as high as typical hydraulic system operating pressure.

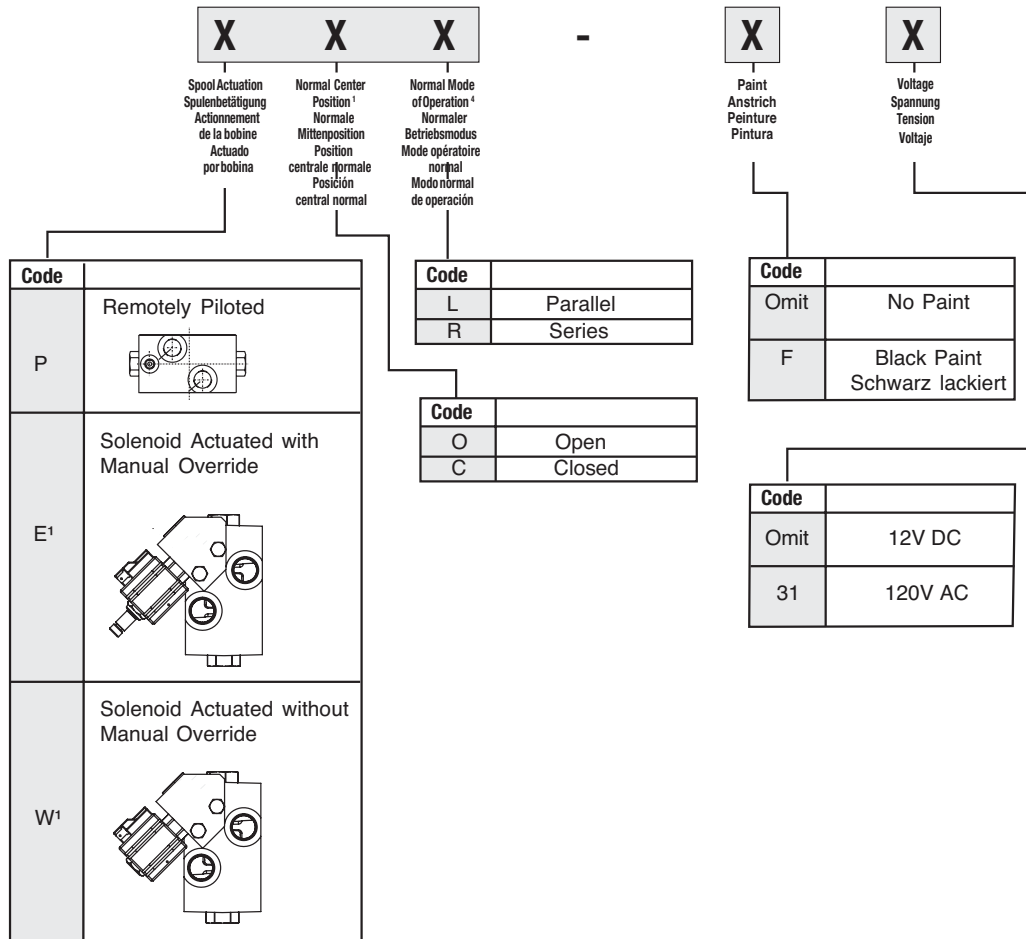


Ordering Information / Bestellschlüssel
System de Comande / Imformacion para pedidos

LSHT Torqmotors™ and Nichols™ Motors
716 Series / Serie / Série HY13-1590-010/US,EU



Consult factory for other available options, configurations ordering codes and lead times.

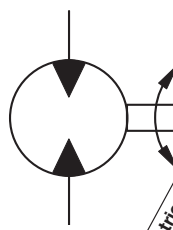


Standard Solenoid is 12V DC with 1/4" Spade Connections.
Standardausführung ist ein 12-V-Gleichstrom-Solenoid mit
1/4-Zoll-Gabelschuhanschlüssen.
Le solénoïde standardisé est du type 12 Vcc avec cosses
à fourche de 1/4".
La solenoïde estándar es para 12 VCC, con conectores tipo
bayoneta de 1/4".

Consult factory for other available options, configurations ordering codes and lead times.

Performance Data / Leistungsdaten
Puissance / Datos Tecnicos

LSHT Torqmotors™ and Nichols™ Motors
716 Series / Serie / Série HY13-1590-010/US,EU



Motor Series 700	cm ³ /rev in ³ /rev	int rev/min	cont / int l/min g/min	cont / int bar psid	max bar psig	cont / int Nm lb-in	max KW HP
072 Series	59 3.6	898	42 53 11 14	241 241 3500 3500	276 4000	181 181 1606 1606	13.6 18.3
072 Parallel	118 7.2	962	95 114 25 30	207 241 3000 3500	276 4000	296 335 2620 2968	17.2 23.1
108 Series	88 5.4	940	61 83 16 22	241 241 3500 3500	276 4000	278 278 2463 2463	15.7 21.1
108 Parallel	177 10.8	641	114 114 30 30	207 241 3000 3500	276 4000	454 521 4022 4614	16.9 22.6
142 Series	116 7.1	716	76 83 20 22	241 241 3500 3500	276 4000	373 373 3298 3298	19.0 25.5
142 Parallel	233 14.2	488	114 114 30 30	207 224 3000 3250	276 4000	594 624 5261 5523	13.4 18.0
176 Series	144 8.8	786	76 114 20 30	241 241 3500 3500	276 4000	470 470 4162 4162	14.4 19.3
176 Parallel	288 17.6	393	114 114 30 30	172 190 2500 2750	276 4000	684 738 6050 6532	11.8 15.8
212 Series	174 10.6	653	76 114 20 30	224 224 3250 3250	276 4000	531 531 4702 4702	11.8 15.8
212 Parallel	347 21.2	327	114 114 30 30	155 172 2250 2500	276 4000	737 812 6520 7187	8.9 11.9
258 Series	211 12.9	537	68 114 18 30	172 207 2500 3000	276 4000	502 601 4440 5318	9.5 12.8
258 Parallel	423 25.8	268	114 114 30 30	138 155 2000 2250	276 4000	798 887 7063 7853	8.2 11.0

Performance data based on tests using 15W40 oil with a viscosity of 55 cSt (215 SUS) at 54° C (130° F). Performance data is typical. Actual data may vary slightly from one production motor to another.

Les données sur les performances sont basées sur des tests utilisant de l'huile 15W40 d'une viscosité de 55 cSt (215 SUS) à 54°C (130°F). Ces données correspondent à des situations typiques. Les données réelles peuvent varier légèrement d'un moteur de production à l'autre.

Leistungsdaten sind gemessen mit SAE 15W40 bei einer Viskosität von 43,1 Cst bei 54°C. Geringfügige Abweichungen von den Katalogerten sind möglich.

Datos técnicos obtenidos con aceite 15W40 de 55 cSt (215 SUS) de viscosidad a 54°C (130°F). Los datos proporcionados son valores típicos. Los valores exactos reales podrían tener una pequeña variación entre distintos motores.

* Intermittent operation rating applies to 10% of every minute.

Intermittierende Werte maximal 10% von jeder Betriebsminute.

Fonctionnement interm. 10% max. de chaque minute d'utilisation.

Capacidad de funcionamiento intermitente valida para 10% por cada minuto.

072 Series

3.6 cu in / rev

PRESSURE (PSID)

	500	1000	1500	2000	2500	3000	3500
2	242	481	718	941	1143	1313	
	128	127	119	107	88	70	
4	240	476	695	961	1193	1399	1574
	257	256	255	239	219	194	157
6	217	449	697	947	1189	1420	1606
	385	384	382	378	357	329	289
8	187	421	670	910	1155	1384	1610
	513	512	513	511	492	467	418
10	139	372	618	867	1116	1361	1534
	642	640	641	638	628	599	553
12	74	307	553	818	1056	1275	1496
	770	770	768	768	756	708	671
14		240	486	754	994	1191	1448
		898	898	897	882	847	798

FLOW (GPM)

TORQUE (LB IN) 994
SPEED (RPM) 882

Cont. Int.

Intermittent operation rating applies to 10% of every minute.
 Fonctionnement interm. 10% max. de chaque minute d'utilisation.

Performance data based on tests using 15W40 oil with a viscosity of 55 cSt (215 SUS) at 54° C (130° F). Performance data is typical. Actual data may vary slightly from one production motor to another.

Les données sur les performances sont basées sur des tests utilisant de l'huile 15W40 d'une viscosité de 55 cSt (215 SUS) à 54°C (130°F). Ces données correspondent à des situations typiques. Les données réelles peuvent varier légèrement d'un moteur de production à l'autre.

Intermittierende Werte maximal 10% von jeder Betriebsminute.
 Capacidad de funcionamiento intermitente valida para 10% por cada minuto.

Leistungsdaten sind gemessen mit SAE 15W40 bei einer Viskosität von 43,1 Cst bei 54°C. Geringfügige Abweichungen von den Katalogerten sind möglich.
 Datos tecnicos obtenidos con aceite 15W40 de 55 cSt (215 SUS) de viscosidad a 54°C (130°F). Los datos proporcionados son valores tipicos. Los valores exactos reales podrían tener una pequeña variación entre distintos motores.

023 716.indd, js



072 Parallel
7.2 cu in / rev

PRESSURE (PSID)

	500	1000	1500	2000	2500	3000	3500
2	441 63	889 59	1272 48	1650 29			
4	481 128	966 125	1403 121	1824 104	2163 81		
6	477 192	957 187	1401 181	1813 159	2186 121	2485 67	
8	464 257	964 251	1428 244	1850 212	2249 161	2578 90	
10	437 321	941 320	1427 316	1836 283	2243 240	2620 178	2968 115
12	419 385	913 382	1401 377	1833 353	2229 309	2589 249	2960 174
14	405 449	881 448	1384 444	1824 420	2220 372	2582 300	2952 235
16	395 513	858 510	1363 503	1801 485	2192 438	2571 356	2940 280
18	381 577	821 576	1327 573	1769 553	2183 495	2520 414	2931 334
20	369 642	799 642	1308 641	1772 616	2146 578	2513 507	2904 405
22	350 706	779 706	1272 705	1742 678	2114 608	2503 534	2884 452
25		710 802	1169 801	1604 770	1997 691	2314 606	2647 513
30		653 962	1066 962	1444 924	1776 830	2097 728	2366 616

FLOW (GPM)

TORQUE (LB IN) 2647
 SPEED (RPM) 513

Cont. Int.

Intermittent operation rating applies to 10% of every minute.
 Fonctionnement interm. 10% max. de chaque minute d'utilisation.

Performance data based on tests using 15W40 oil with a viscosity of 55 cSt (215 SUS) at 54° C (130° F). Performance data is typical. Actual data may vary slightly from one production motor to another.

Les données sur les performances sont basées sur des tests utilisant de l'huile 15W40 d'une viscosité de 55 cSt (215 SUS) à 54°C (130°F). Ces données correspondent à des situations typiques. Les données réelles peuvent varier légèrement d'un moteur de production à l'autre.

Intermittierende Werte maximal 10% von jeder Betriebsminute.
 Capacidad de funcionamiento intermitente valida para 10% por cada minuto.

Leistungsdaten sind gemessen mit SAE 15W40 bei einer Viskosität von 43,1 Cst bei 54°C. Geringfügige Abweichungen von den Katalogerten sind möglich.
 Datos tecnicos obtenidos con aceite 15W40 de 55 cSt (215 SUS) de viscosidad a 54°C (130°F). Los datos proporcionados son valores típicos. Los valores exactos reales podrían tener una pequeña variación entre distintos motores.

023 716.indd, js



108 Series

5.4 cu in / rev

PRESSURE (PSID)

	500	1000	1500	2000	2500	3000	3500
2	366 86	727 84	1084 80	1431 74	1740 62	2036 52	
4	361 171	725 171	1071 170	1462 163	1816 150	2122 135	2424 110
6	329 257	690 256	1066 255	1443 252	1812 242	2159 224	2455 200
8	289 342	654 341	1029 342	1395 340	1764 330	2118 317	2463 288
10	229 428	593 427	968 427	1337 425	1712 419	2078 406	2375 379
12	151 513	509 513	882 512	1271 511	1636 505	1979 481	2324 459
14	77 599	426 599	800 598	1194 596	1552 588	1874 571	2253 547
16	40 684	342 684	720 683	1133 680	1469 671	1790 649	2146 656
18		259 769	627 769	1031 765	1339 755	1642 738	1961 731
20			536 855	858 850	1139 845	1407 817	1678 788
22			452 940	775 935	1031 930	1277 899	1532 867

FLOW (GPM)

TORQUE (LB IN) 1678
 SPEED (RPM) 788

Cont. Int.

Intermittent operation rating applies to 10% of every minute.
 Fonctionnement interm. 10% max. de chaque minute d'utilisation.

Performance data based on tests using 15W40 oil with a viscosity of 55 cSt (215 SUS) at 54° C (130° F). Performance data is typical. Actual data may vary slightly from one production motor to another.

Les données sur les performances sont basées sur des tests utilisant de l'huile 15W40 d'une viscosité de 55 cSt (215 SUS) à 54°C (130°F). Ces données correspondent à des situations typiques. Les données réelles peuvent varier légèrement d'un moteur de production à l'autre.

Intermittierende Werte maximal 10% von jeder Betriebsminute.

Capacidad de funcionamiento intermitente valida para 10% por cada minuto.

Leistungsdaten sind gemessen mit SAE 15W40 bei einer Viskosität von 43,1 Cst bei 54°C. Geringfügige Abweichungen von den Katalogerten sind möglich.

Datos tecnicos obtenidos con aceite 15W40 de 55 cSt (215 SUS) de viscosidad a 54°C (130°F). Los datos proporcionados son valores tipicos. Los valores exactos reales podrian tener una pequena variacion entre distintos motores.

023 716.indd, js



108 Parallel

10.8 cu in / rev

PRESSURE (PSID)

	500	1000	1500	2000	2500	3000	3500
2	683 42	1366 40	1970 33				
4	729 85	1455 83	2140 78	2809 65	3383 47		
6	728 128	1465 124	2150 120	2801 105	3399 76		
8	711 171	1469 168	2185 163	2856 142	3491 110		
10	678 214	1442 213	2182 211	2838 189	3482 159	4104 77	
12	651 257	1401 254	2150 252	2833 235	3456 205	4022 109	
14	630 299	1362 298	2104 295	2814 280	3445 246	4012 131	4614 75
16	611 342	1329 340	2095 335	2778 323	3408 290	3981 226	4598 151
18	587 385	1295 383	2051 379	2756 368	3364 333	3898 267	4519 184
20	565 428	1250 426	2013 425	2723 411	3335 382	3878 317	4482 236
22	539 469	1215 469	1962 467	2678 452	3295 409	3847 338	4451 257
25		1123 534	1834 532	2515 513	3108 464	3594 385	4309 290
30		1037 641	1693 639	2313 615	2828 557	3311 462	4151 379

FLOW (GPM)

TORQUE (LB IN) 4309
 SPEED (RPM) 290

Cont. Int.

Intermittent operation rating applies to 10% of every minute.
 Fonctionnement interm. 10% max. de chaque minute d'utilisation.

Performance data based on tests using 15W40 oil with a viscosity of 55 cSt (215 SUS) at 54° C (130° F). Performance data is typical. Actual data may vary slightly from one production motor to another.

Les données sur les performances sont basées sur des tests utilisant de l'huile 15W40 d'une viscosité de 55 cSt (215 SUS) à 54°C (130°F). Ces données correspondent à des situations typiques. Les données réelles peuvent varier légèrement d'un moteur de production à l'autre.

Intermittierende Werte maximal 10% von jeder Betriebsminute.
 Capacidad de funcionamiento intermitente valida para 10% por cada minuto.

Leistungsdaten sind gemessen mit SAE 15W40 bei einer Viskosität von 43,1 Cst bei 54°C. Geringfügige Abweichungen von den Katalogerten sind möglich.
 Datos tecnicos obtenidos con aceite 15W40 de 55 cSt (215 SUS) de viscosidad a 54°C (130°F). Los datos proporcionados son valores tipicos. Los valores exactos reales podrían tener una pequeña variación entre distintos motores.

023 716.indd.js



142 Series

7.1 cu in / rev

PRESSURE (PSID)

	500	1000	1500	2000	2500	3000	3500
2	484	964	1434	1907	2319	2759	
	65	64	62	58	50	43	
4	474	968	1444	1948	2410	2819	3264
	130	130	130	126	118	107	87
6	438	930	1428	1926	2417	2875	3285
	195	195	194	192	1987	174	158
8	391	889	1381	1870	2359	2838	3298
	260	260	260	259	253	245	226
10	327	821	1324	1804	2298	2776	3215
	325	324	324	323	320	313	295
12	249	728	1226	1725	2217	2664	3092
	390	390	390	388	385	372	358
14	184	643	1141	1648	2116	2573	3063
	455	455	454	452	447	439	427
16	101	532	1040	1558	2011	2474	2949
	520	520	519	516	511	501	497
18		439	930	1441	1876	2325	2790
		585	584	581	575	564	559
20		300	810	1275	1712	2125	2535
		651	650	647	643	629	612
22		249	707	1169	1594	1983	2386
		716	715	711	707	692	673

FLOW (GPM)

TORQUE (LB IN) 2535
 SPEED (RPM) 612

Cont. Int.

Intermittent operation rating applies to 10% of every minute.
 Fonctionnement interm. 10% max. de chaque minute d'utilisation.

Performance data based on tests using 15W40 oil with a viscosity of 55 cSt (215 SUS) at 54° C (130° F). Performance data is typical. Actual data may vary slightly from one production motor to another.

Les données sur les performances sont basées sur des tests utilisant de l'huile 15W40 d'une viscosité de 55 cSt (215 SUS) à 54°C (130°F). Ces données correspondent à des situations typiques. Les données réelles peuvent varier légèrement d'un moteur de production à l'autre.

Intermittierende Werte maximal 10% von jeder Betriebsminute.

Capacidad de funcionamiento intermitente valida para 10% por cada minuto.

Leistungsdaten sind gemessen mit SAE 15W40 bei einer Viskosität von 43,1 Cst bei 54°C. Geringfügige Abweichungen von den Katalogerten sind möglich.

Datos tecnicos obtenidos con aceite 15W40 de 55 cSt (215 SUS) de viscosidad a 54°C (130°F). Los datos proporcionados son valores tipicos. Los valores exactos reales podrian tener una pequena variacion entre distintos motores.

023 716.indd, js



142 Parallel

14.2 cu in / rev

PRESSURE (PSID)

	500	1000	1500	2000	2500	3000	3250
2	925	1836	2668	3467			
	32	31	26	16			
4	969	1920	2860	3784	4619		
	65	63	57	46	31		
6	971	1963	2886	3785	4619		
	97	94	90	79	55		
8	954	1962	2927	3858	4736		
	130	128	125	108	85		
10	918	1933	2921	3837	4724		
	163	162	160	145	121		
12	884	1882	2886	3829	4685		
	195	193	191	179	164		
14	857	1841	2831	3796	4672		
	228	226	224	212	191		
16	826	1799	2816	3747	4630	5261	
	260	259	255	246	219	164	
18	790	1754	2755	3703	4557	5207	5523
	293	290	286	280	246	197	164
20	757	1709	2710	3661	4528	5166	5472
	325	323	322	313	273	226	198
22	726	1655	2648	3603	4485	5099	5259
	356	356	353	344	301	245	211
25	452	1547	2513	3441	4227	4861	5068
	406	405	403	390	342	278	239
30	374	1436	2344	3225	3921	4577	4921
	488	486	484	468	410	334	294

FLOW (GPM)

TORQUE (LB IN) 5068
 SPEED (RPM) 239

Cont. Int.

Intermittent operation rating applies to 10% of every minute.
 Fonctionnement interm. 10% max. de chaque minute d'utilisation.

Performance data based on tests using 15W40 oil with a viscosity of 55 cSt (215 SUS) at 54° C (130° F). Performance data is typical. Actual data may vary slightly from one production motor to another.

Les données sur les performances sont basées sur des tests utilisant de l'huile 15W40 d'une viscosité de 55 cSt (215 SUS) à 54°C (130°F). Ces données correspondent à des situations typiques. Les données réelles peuvent varier légèrement d'un moteur de production à l'autre.

Intermittierende Werte maximal 10% von jeder Betriebsminute.
 Capacidad de funcionamiento intermitente valida para 10% por cada minuto.

Leistungsdaten sind gemessen mit SAE 15W40 bei einer Viskosität von 43,1 Cst bei 54°C. Geringfügige Abweichungen von den Katalogerten sind möglich.

Datos tecnicos obtenidos con aceite 15W40 de 55 cSt (215 SUS) de viscosidad a 54°C (130°F). Los datos proporcionados son valores tipicos. Los valores exactos reales podrían tener una pequeña variación entre distintos motores.

023 716.indd, js



176 Series

8.8 cu in / rev

PRESSURE (PSID)

	500	1000	1500	2000	2500	3000	3500
2	604 52	1204 52	1788 50	2395 49	2913 43	3521 38	
4	588 105	1217 105	1834 105	2445 104	3022 98	3529 90	4142 73
6	548 158	1179 157	1803 157	2423 155	3039 153	3609 143	4142 131
8	497 210	1137 209	1748 210	2364 208	2973 206	3584 201	4162 188
10	436 263	1070 262	1704 261	2291 260	2906 259	3496 256	4098 244
12	371 315	976 315	1601 315	2204 313	2829 311	3441 305	4034 295
14	332 367	899 367	1525 366	2140 363	2717 361	3324 358	3922 353
16	186 420	762 419	1405 418	2017 416	2591 413	3214 410	3814 400
18		665 472	1284 471	1891 468	2468 465	3088 462	3721 450
20		553 524	1134 524	1762 522	2388 519	2975 514	3549 503
22		459 576	1017 576	1636 574	2272 571	2836 565	3417 554
25		81 655	721 655	1375 652	1968 648	2534 637	3113 624
30			284 786	958 782	1562 778	2097 765	2691 749

TORQUE (LB IN) 3549
SPEED (RPM) 503

FLOW (GPM)

Cont. Int.

Intermittent operation rating applies to 10% of every minute.
Fonctionnement interm. 10% max. de chaque minute d'utilisation.

Performance data based on tests using 15W40 oil with a viscosity of 55 cSt (215 SUS) at 54° C (130° F). Performance data is typical. Actual data may vary slightly from one production motor to another.

Les données sur les performances sont basées sur des tests utilisant de l'huile 15W40 d'une viscosité de 55 cSt (215 SUS) à 54°C (130°F). Ces données correspondent à des situations typiques. Les données réelles peuvent varier légèrement d'un moteur de production à l'autre.

Intermittierende Werte maximal 10% von jeder Betriebsminute.
Capacidad de funcionamiento intermitente valida para 10% por cada minuto.

Leistungsdaten sind gemessen mit SAE 15W40 bei einer Viskosität von 43,1 Cst bei 54°C. Geringfügige Abweichungen von den Katalogerten sind möglich.
Datos tecnicos obtenidos con aceite 15W40 de 55 cSt (215 SUS) de viscosidad a 54°C (130°F). Los datos proporcionados son valores tipicos. Los valores exactos reales podrían tener una pequeña variación entre distintos motores.

023 716.indd, js



176 Parallel

17.6 cu in / rev

PRESSURE (PSID)

	500	1000	1500	2000	2250	2500	2750
2	1179 26	2325 26	3403 22				
4	1214 52	2412 51	3601 44	4801 34			
6	1221 79	2479 75	3651 72	4818 64	5338 55		
8	1206 105	2468 104	3693 101	4908 88	5483 83	6050 70	
10	1172 131	2443 130	3685 129	4885 117	5464 108	6036 97	6532 93
12	1130 157	2381 156	3651 155	4874 144	5420 137	5980 125	6394 112
14	1097 184	2345 182	3613 180	4824 171	5408 164	5966 149	6363 130
16	1052 210	2294 209	3567 206	4762 198	5345 189	5924 175	6317 149
18	1003 236	2238 233	3487 229	4689 226	5275 216	5812 208	6255 184
20	955 262	2199 260	3437 258	4639 253	5231 240	5791 231	6209 205
22	922 286	2123 286	3366 283	4566 277	5200 264	5749 254	6147 225
25	832 328	2006 326	3240 324	4431 314	4954 302	5413 289	5816 256
30	689 393	1868 392	3050 389	4224 377	4651 362	5112 347	5546 307

FLOW (GPM)

TORQUE (LB IN) 5816
 SPEED (RPM) 256

Cont. Int.

Intermittent operation rating applies to 10% of every minute.
 Fonctionnement interm. 10% max. de chaque minute d'utilisation.

Performance data based on tests using 15W40 oil with a viscosity of 55 cSt (215 SUS) at 54° C (130° F). Performance data is typical. Actual data may vary slightly from one production motor to another.

Les données sur les performances sont basées sur des tests utilisant de l'huile 15W40 d'une viscosité de 55 cSt (215 SUS) à 54°C (130°F). Ces données correspondent à des situations typiques. Les données réelles peuvent varier légèrement d'un moteur de production à l'autre.

Intermittierende Werte maximal 10% von jeder Betriebsminute.
 Capacidad de funcionamiento intermitente valida para 10% por cada minuto.

Leistungsdaten sind gemessen mit SAE 15W40 bei einer Viskosität von 43,1 Cst bei 54°C. Geringfügige Abweichungen von den Katalogerten sind möglich.
 Datos tecnicos obtenidos con aceite 15W40 de 55 cSt (215 SUS) de viscosidad a 54°C (130°F). Los datos proporcionados son valores tipicos. Los valores exactos reales podrían tener una pequeña variación entre distintos motores.

023 716.indd.js



212 Series

10.6 cu in / rev

PRESSURE (PSID)

	500	1000	1500	1750	2000	2250	2500	2750	3000	3250
2	731 44	1458 43	2162 42	2509 42	2901 40	3175 39	3532 36			
4	712 87	1468 87	2210 87	2562 87	2946 86	3274 84	3641 81	3955 80	4269 75	4623 71
6	665 131	1426 130	2175 130	2553 129	2920 128	3290 127	3658 127	4009 123	4351 119	4702 115
8	603 174	1371 174	2110 174	2473 173	2854 173	3229 171	3587 170	3961 170	4323 166	4674 161
10	527 218	1287 217	2053 217	2406 216	2767 215	3136 215	3508 214	3872 213	4223 212	
12	450 262	1182 261	1935 261	2315 260	2665 259	3040 258	3414 257	3775 256	4150 251	
14	390 305	1089 304	1844 303	2210 302	2588 301	2940 300	3291 299	3667 298	3948 293	
16	225 349	929 348	1703 347	2076 346	2443 346	2789 345	3149 343	3526 338	3846 335	
18		806 391	1559 391	1921 389	2300 389	2672 388	2995 384	3340 380	3644 377	
20		669 435	1377 435	1769 434	2128 433	2498 432	2741 427	2992 423	3239 418	
22		567 478	1244 478	1612 477	1994 476	2337 475	2657 470	2876 465	3113 460	
25		153 544	900 544	1244 543	1676 541	2037 540	2404 534	2830 528	3037 523	
30			398 653	732 651	1183 650	1534 648	1898 641	2366 641	2531 628	

FLOW (GPM)

TORQUE (LB IN) 3113
 SPEED (RPM) 460

Cont. Int.

Intermittent operation rating applies to 10% of every minute.
 Fonctionnement interm. 10% max. de chaque minute d'utilisation.

Performance data based on tests using 15W40 oil with a viscosity of 55 cSt (215 SUS) at 54° C (130° F). Performance data is typical. Actual data may vary slightly from one production motor to another.

Les données sur les performances sont basées sur des tests utilisant de l'huile 15W40 d'une viscosité de 55 cSt (215 SUS) à 54°C (130°F). Ces données correspondent à des situations typiques. Les données réelles peuvent varier légèrement d'un moteur de production à l'autre.

Intermittierende Werte maximal 10% von jeder Betriebsminute.
 Capacidad de funcionamiento intermitente valida para 10% por cada minuto.

Leistungsdaten sind gemessen mit SAE 15W40 bei einer Viskosität von 43,1 Cst bei 54°C. Geringfügige Abweichungen von den Katalogerten sind möglich.

Datos tecnicos obtenidos con aceite 15W40 de 55 cSt (215 SUS) de viscosidad a 54°C (130°F). Los datos proporcionados son valores tipicos. Los valores exactos reales podrian tener una pequena variacion entre distintos motores.

023 716.indd, js



212 Parallel

21.2 cu in / rev

PRESSURE (PSID)

	500	1000	1250	1500	1750	2000	2250	2500
2	1413 22	2789 21	3434 19	4057 18	4676 15	5276 11		
4	1455 44	2874 42	3580 39	4299 36	5036 34	5719 29		
6	1471 65	2970 63	3686 61	4380 60	5047 56	5777 52	6388 46	
8	1455 87	2964 86	3698 85	4429 84	5163 80	5877 73	6498 69	7170 47
10	1413 109	2938 108	3678 108	4429 107	5135 103	5869 98	6520 90	7187 65
12	1366 131	2871 129	3627 129	4390 128	5112 127	5845 120	6492 115	7069 105
14	1326 153	2827 151	3542 150	4256 149	5052 148	5785 143	6476 137	6984 122
16	1269 174	2767 173	3522 172	4241 171	5005 169	5718 165	6400 158	6900 139
18	1215 196	2699 194	3445 193	4207 191	4948 190	5643 188	6326 180	6833 157
20	1158 218	2656 216	3393 215	4153 213	4898 209	5587 210	6210 200	6790 174
22	1114 240	2572 238	3297 237	4068 236	4806 234	5493 230	6226 220	6740 192
25	1004 272	2439 271	3165 270	3897 269	4659 266	5347 261	5982 252	6647 218
30	831 327	2299 325	2973 324	3690 323	4393 319	5093 313	5709 302	6267 262

FLOW (GPM)

TORQUE (LB IN) 6647
 SPEED (RPM) 218

Cont. Int.

Intermittent operation rating applies to 10% of every minute.
 Fonctionnement interm. 10% max. de chaque minute d'utilisation.

Performance data based on tests using 15W40 oil with a viscosity of 55 cSt (215 SUS) at 54° C (130° F). Performance data is typical. Actual data may vary slightly from one production motor to another.

Les données sur les performances sont basées sur des tests utilisant de l'huile 15W40 d'une viscosité de 55 cSt (215 SUS) à 54°C (130°F). Ces données correspondent à des situations typiques. Les données réelles peuvent varier légèrement d'un moteur de production à l'autre.

Intermittierende Werte maximal 10% von jeder Betriebsminute.
 Capacidad de funcionamiento intermitente valida para 10% por cada minuto.

Leistungsdaten sind gemessen mit SAE 15W40 bei einer Viskosität von 43,1 Cst bei 54°C. Geringfügige Abweichungen von den Katalogerten sind möglich.
 Datos tecnicos obtenidos con aceite 15W40 de 55 cSt (215 SUS) de viscosidad a 54°C (130°F). Los datos proporcionados son valores tipicos. Los valores exactos reales podrían tener una pequeña variación entre distintos motores.

023 716.indd.js



258 Series

12.9 cu in / rev

PRESSURE (PSID)

	500	1000	1500	1750	2000	2250	2500	2750	3000
2	905 36	1811 36	2673 35	3155 35	3613 33	3950 33	4414 31	4822 30	5226 26
4	882 72	1799 72	2692 71	3147 71	3585 70	4014 69	4440 66	4850 65	5287 62
6	834 107	1762 107	2645 106	3119 106	3560 104	4000 104	4440 103	4856 101	5318 98
8	757 143	1675 143	2593 142	3036 141	3507 140	3940 139	4399 138	4839 137	5292 135
10	652 179	1556 178	2504 177	2957 176	3400 175	3857 174	4306 173	4771 172	5201 171
12	565 215	1472 213	2390 212	2867 210	3289 208	3737 208	4188 207	4635 207	5072 205
14	423 251	1357 249	2279 249	2731 248	3199 245	3668 243	4096 243	4517 241	4957 239
16	278 287	1187 286	2125 286	2587 285	3043 284	3525 283	3973 283		
18		1006 321	1962 321	2440 319	2911 319	3349 318			
20		827 357	1728 357	2264 356	2620 355	3003 354			
22		758 393	1614 393	2037 392	2546 390	2975 390			
25		466 446	1260 446	1681 446	2135 445	2624 443			
30			773 537	1099 536	1585 535	2079 534			

FLOW (GPM)

TORQUE (LB IN) 1099
 SPEED (RPM) 536

Cont. Int.

Intermittent operation rating applies to 10% of every minute.
 Fonctionnement interm. 10% max. de chaque minute d'utilisation.

Performance data based on tests using 15W40 oil with a viscosity of 55 cSt (215 SUS) at 54° C (130° F). Performance data is typical. Actual data may vary slightly from one production motor to another.

Les données sur les performances sont basées sur des tests utilisant de l'huile 15W40 d'une viscosité de 55 cSt (215 SUS) à 54°C (130°F). Ces données correspondent à des situations typiques. Les données réelles peuvent varier légèrement d'un moteur de production à l'autre.

Intermittierende Werte maximal 10% von jeder Betriebsminute.
 Capacidad de funcionamiento intermitente valida para 10% por cada minuto.

Leistungsdaten sind gemessen mit SAE 15W40 bei einer Viskosität von 43,1 Cst bei 54°C. Geringfügige Abweichungen von den Katalogerten sind möglich.
 Datos tecnicos obtenidos con aceite 15W40 de 55 cSt (215 SUS) de viscosidad a 54°C (130°F). Los datos proporcionados son valores típicos. Los valores exactos reales podrían tener una pequeña variación entre distintos motores.

023 716.indd, js



258 Parallel
25.8 cu in / rev

PRESSURE (PSID)

	500	1000	1250	1500	1750	2000	2250
2	1679 18	3334 15	4055 14	4724 12			
4	1731 36	3474 34	4224 32	5038 30	5979 27	6636 25	
6	1790 54	3531 53	4419 51	5235 48	6072 45	6898 42	7557 38
8	1782 71	3564 71	4435 71	5291 68	6115 66	6981 60	7715 56
10	1727 89	3552 89	4424 88	5340 87	6209 84	7063 81	7853 76
12	1684 107	3511 107	4424 106	5303 104	6187 103	6981 100	7715 97
14	1636 125	3457 124	4373 124	5279 123	6108 123	6915 120	7650 118
16	1556 143	3388 143	4312 143	5223 142	6050 140	6866 138	7594 135
18	1515 161	3301 161	4240 160	5149 160	6022 159	6841 155	7557 151
20	1445 179	3273 179	4193 178	5118 178	5979 178	6800 172	7502 168
22	1378 197	3203 197	4060 196	5020 196	5878 195	6652 189	7391 185
25	1234 224	3084 224	3998 223	4866 222	5763 222	6553 215	7354 210
30	1018 268	3043 268	3798 267	4570 266	5468 266	6225 258	6975 252

FLOW (GPM)

TORQUE (LB IN) 7354
 SPEED (RPM) 210

Cont. Int.

Intermittent operation rating applies to 10% of every minute.
 Fonctionnement interm. 10% max. de chaque minute d'utilisation.

Performance data based on tests using 15W40 oil with a viscosity of 55 cSt (215 SUS) at 54° C (130° F). Performance data is typical. Actual data may vary slightly from one production motor to another.

Les données sur les performances sont basées sur des tests utilisant de l'huile 15W40 d'une viscosité de 55 cSt (215 SUS) à 54°C (130°F). Ces données correspondent à des situations typiques. Les données réelles peuvent varier légèrement d'un moteur de production à l'autre.

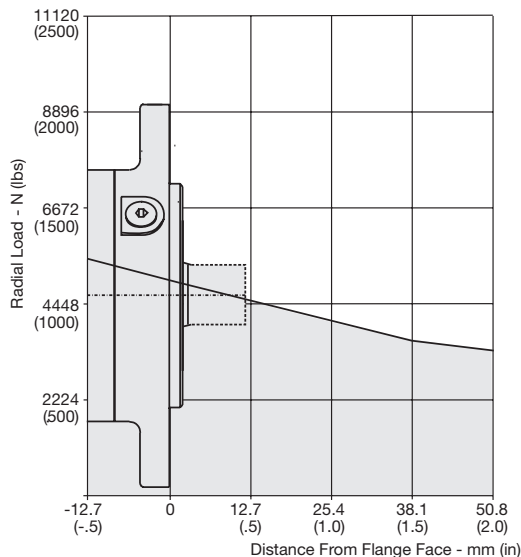
Intermittierende Werte maximal 10% von jeder Betriebsminute.
 Capacidad de funcionamiento intermitente valida para 10% por cada minuto.

Leistungsdaten sind gemessen mit SAE 15W40 bei einer Viskosität von 43,1 Cst bei 54°C. Geringfügige Abweichungen von den Katalogerten sind möglich.

Datos tecnicos obtenidos con aceite 15W40 de 55 cSt (215 SUS) de viscosidad a 54°C (130°F). Los datos proporcionados son valores típicos. Los valores exactos reales podrían tener una pequeña variación entre distintos motores.

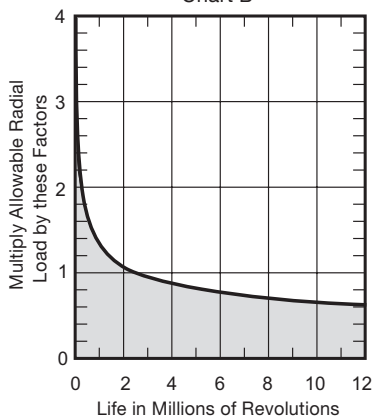
023 716.indd, js





The allowable side load curve is based on a L_{10} bearing life of 2.5×10^6 revolutions.
 Die zulässige radiale Wellenbelastung bezieht sich auf die Lager-Lebensdauer 2.5×10^6 Umdrehungen.
 L'effort radial admissible sur l'arbre depend a une duree de vie 2.5×10^6 de rotation.
 La curva de carga lateral admisible se basa en vida util de cojinete de 2.5×10^6 revoluciones.

Bearing Life Factor Curve
 Chart B



Note:
 Side load should be considered a vector sum of all imposed loads.

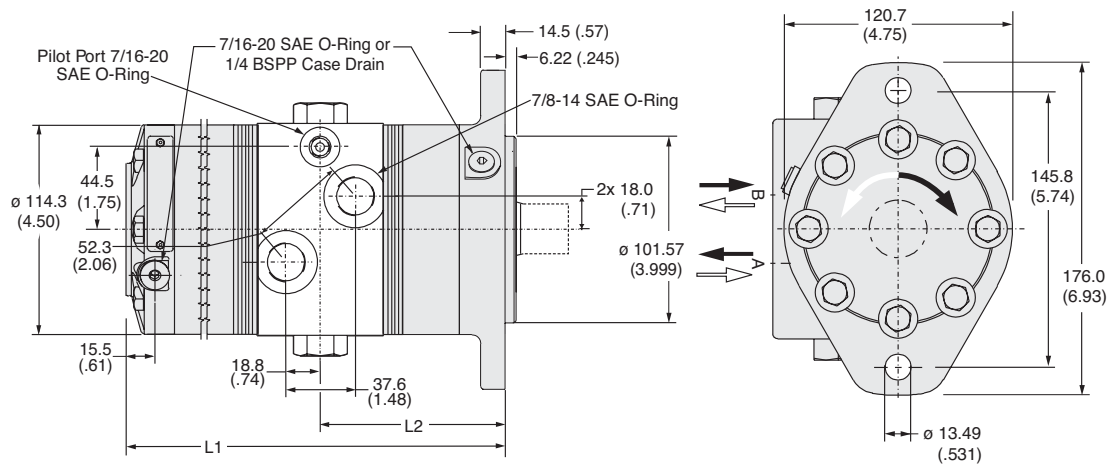
English equivalents for metric specifications are shown in ().

023 716.indd, js



Code: BS

SAE B, 7/8"-14 SAE



Code BS		072	108	142	176	212	258
Weight/Gewicht	kg	14.8	15.2	15.4	15.6	15.7	15.9
Poids/Peso	(lb)	(32.7)	(33.6)	(33.9)	(34.3)	(34.7)	(35.2)
Length	"L1" mm	182.6	192.3	201.7	211.3	221.2	234.0
	"L1" (in)	(7.18)	(7.57)	(7.94)	(8.32)	(8.71)	(9.21)
	"L2" mm	91.4	96.3	101.8	105.7	110.7	117.1
	"L2" (in)	(3.60)	(3.79)	(3.97)	(4.16)	(4.36)	(4.61)

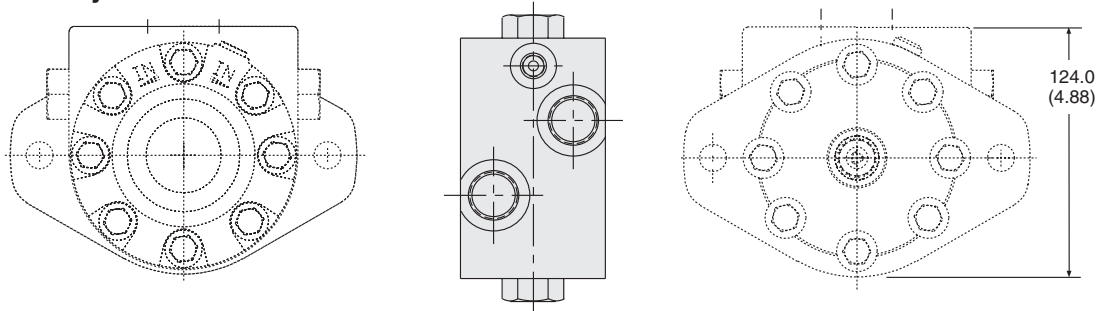
English equivalents for metric specifications are shown in ().

023 716.indd, js



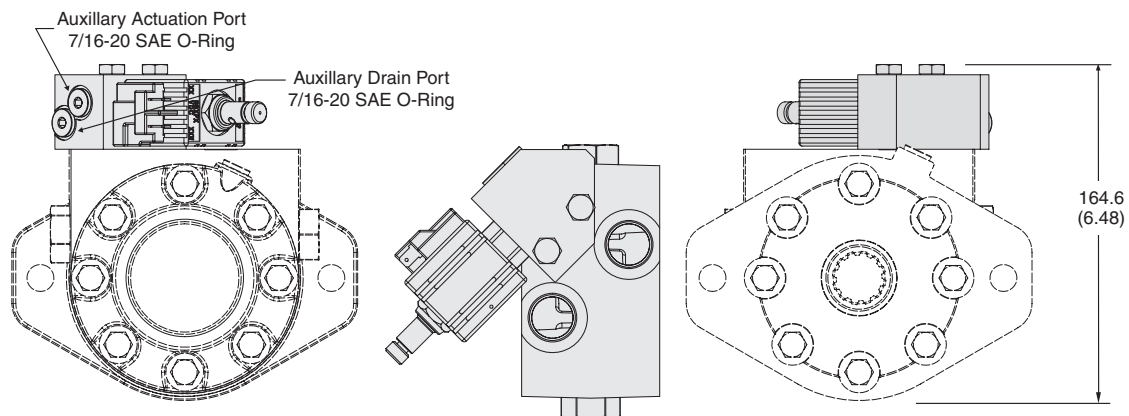
Code: P

Remotely Piloted

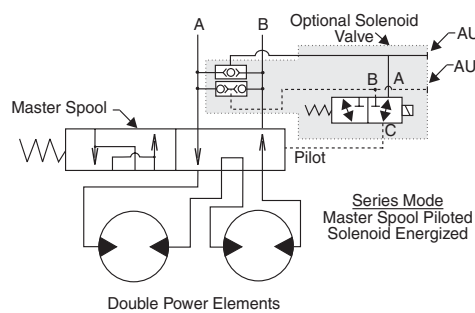


Code: E, W

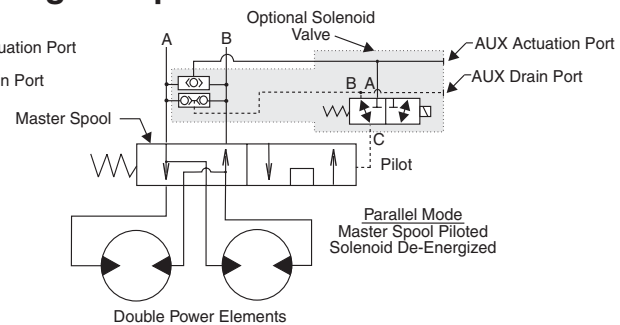
Solenoid Actuated



High Speed Series Mode



High Torque Parallel Mode

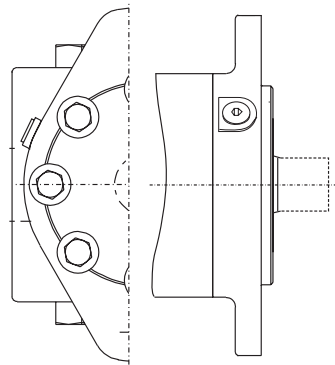


Add .5 kg (1.1 lb) for this option.

English equivalents for metric specifications are shown in ().

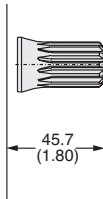
023 716.indd, js





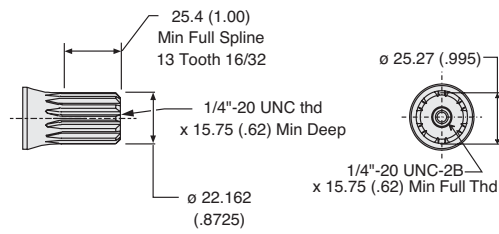
Code: 6

7/8" -13 Tooth Spline



Code: 6

7/8" -13 Tooth Spline



English equivalents for metric specifications are shown in ().

023 716.indd, js



Cross-Over Relief Valve / Schockventil Valve anti-choc / Vavola di soprapressione

LSHT Torqmotors™ and Nichols™ Motors Nichols™ Options

HY13-1590-010/US,EU

Specifications

- **Rated flow** – 20 gpm
- **Max. Operating Pressure** – adjustable up to 3500 psi, factory preset at 1750 psi.
- **Reseat Pressure** – 90% of set pressure
- **Operating Temperature Range:** -40°F to 250°F
- **Cartridge Material** – All parts steel. All operating parts hardened steel.
- **Body Material** – Steel

Einsatzdaten


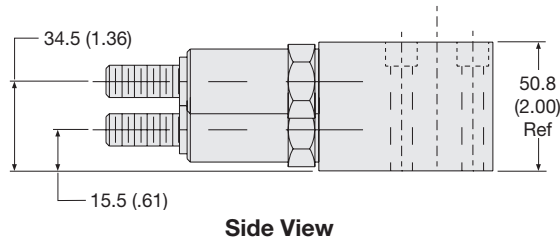
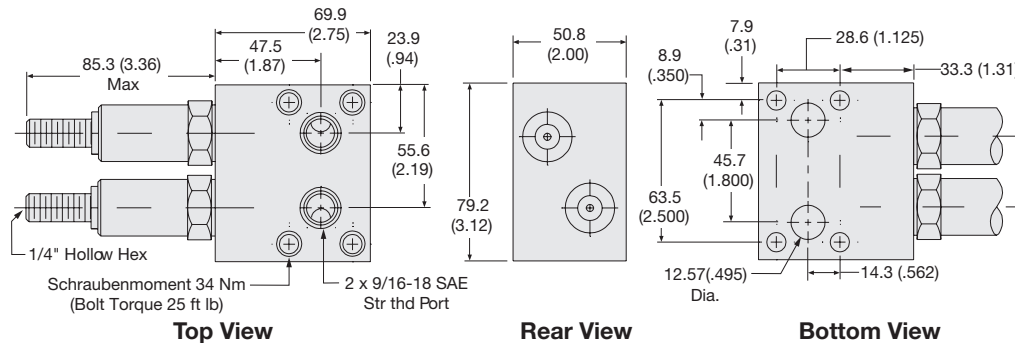
- Max. Fluß 76l/min.
- Max. Druck 240 bar (Voreinstellung 120 bar)
- Hysteresis 90% des Öffnungsdrucks
- Betriebstemperatur -40°C bis 115°C
- Ventil in Stahlausführung
- Code für Ausführung schwarz grundiert

Spécifications

- **Débit nominal** – 75,7 litres/minute (20 gallons/minute)
- **Pressure de service maximale** – ajustable jusqu'à 246 kg/cm² (3 500 ppo²), pré-réglée à l'usine à 123 kg/cm² (1 750 ppo²).
- **Pression de rajustage** – 90% de la pression de consigne
- **Gamme des températures de service** – de -40° C à 121° C (-40° F à 250° F).
- **Matériau de la cartouche** – Entièrement en acier. Toutes les pièces de service en acier durci.
- **Matériau du corps** – Acier

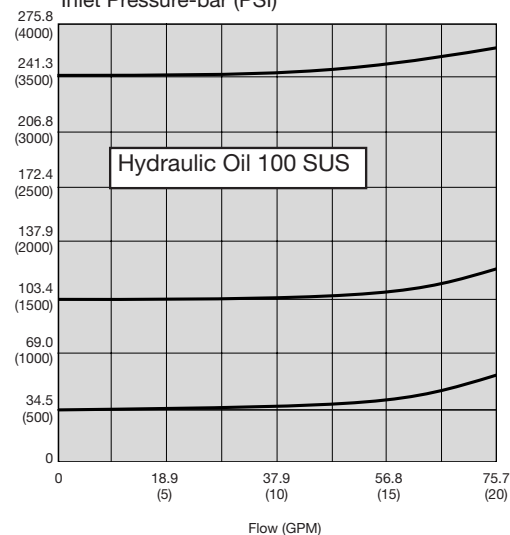
Especificaciones técnicas

- **Caudal:** 20 galones/minuto
- **Presión máxima de servicio:** regulable hasta 3.500 libras/pulg.². Regulada de fábrica a 1.750 libras/pulg.².
- **Presión de reasentamiento:** 90% de la presión calibrada.
- **Gama de temperatura de servicio:** - 40° F a 250° F
- **Material del cartucho:** todas las partes son de acero. Todas las partes activas son de acero templado.
- **Material del cuerpo:** acero



Performance Curve

Flow vs. Pressure
 Inlet Pressure-bar (PSI)

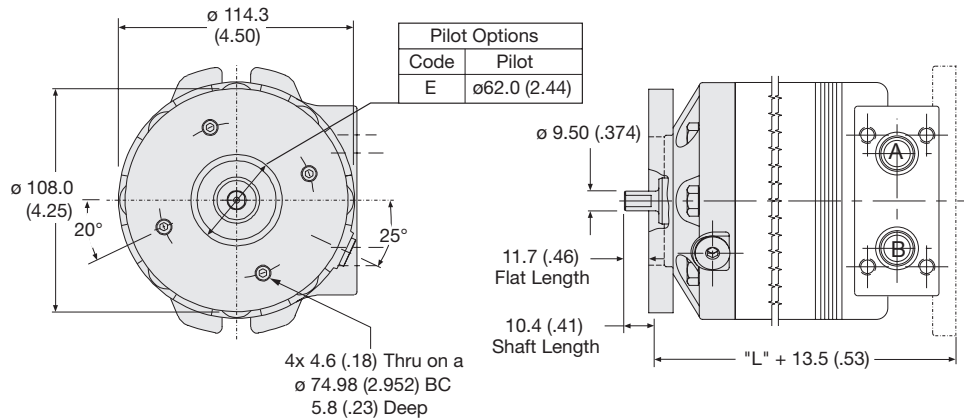


Consult factory for other available options, configurations ordering codes and lead times.

English equivalents for metric specifications are shown in ().

024 Nichols Options.indd.js





Note:

To mount encoder, remove (4) socket head cap screws attaching rear encoder mounting plate to motor. Attach encoder and encoder mounting plate to motor using (4) longer socket head cap screws, furnished. Torque to 10 lb in.

Hinweis:

Zur Montage der Impulsscheibe zunächst die vier Sechskantkopfschrauben lösen, mit denen die hintere Impulsscheiben-Befestigungsplatte am Motor angeschraubt ist. Zum Anschrauben von Impulsscheibe und Impulsscheiben-Befestigungsplatte am Motor die bereitgestellten vier längeren Sechskantkopfschrauben verwenden. Maximal zulässiges Drehmoment: 1,13 Nm (10 lb in).

Remarque :

Pour monter l'encodeur, enlever les (4) vis à tête creuse qui retiennent la plaque de montage arrière de l'encodeur au moteur. Attacher l'encodeur et la plaque de montage de l'encodeur au moteur à l'aide des (4) longues vis à tête creuse fournies. Serrer jusqu'à 10 liv.po.

Nota:

Para montar el codificador, quitar los (4) tornillos de cabeza hueca que fijan la placa del codificador al motor. Fijar el codificador y la placa al motor, usando los (4) tornillos más largos que se suministran. Ajustarlos con un torque de 10 libras-pulgada.

Standard Length & Weights for 700 Series on Page 326-327, 716 Series on Page 350.

Längen/Gewichte 700 Serie siehe Seiten 326-327, 716 Serie siehe Seiten 350.

Longueurs et poids courants pour la série 700, voir les pages 326-327, série 716, voir les pages 350.

Los valores estándar de longitud y peso de la Serie 700 se puede ver en las Páginas 326-327, Serie 716 se puede ver en las Páginas 350.

Consult factory for other available options, configurations ordering codes and lead times.

English equivalents for metric specifications are shown in ().

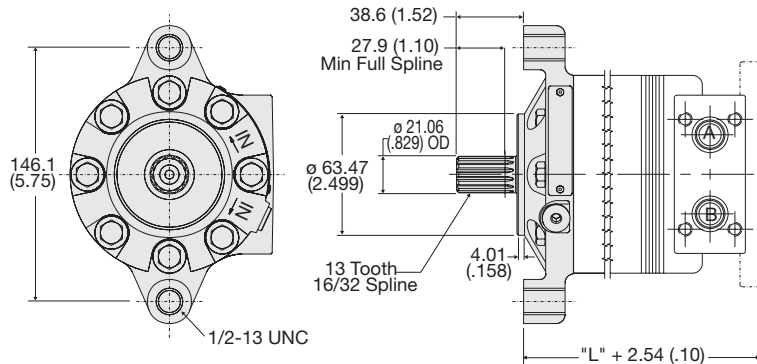
024 Nichols Options.indd, js



Thru-Shaft / durchgehende Welle
arbre traversant / Eje pasante

LSHT Torqmotors™ and Nichols™ Motors
Nichols™ Options

HY13-1590-010/US,EU



Note:

Torque Rating: Maximum torque should not exceed 339 Nm (3000 lb in) in dynamic on the thru-shaft. Consult factory if the radial load on the thru-shaft exceed 1780 N (400 lb).

Hinweis:

Drehmoment-Grenzwert: Das statische Drehmoment auf die durchgehende Welle darf höchstens 339 Nm (3000 lb in) betragen. Wenn die radiale Querbelastung auf die durchgehende Welle größer als 1780 N (400 lb) ist, vom Herstellerwerk beraten lassen.

Remarque :

Couple: Le couple maximal ne devrait pas dépasser 339 Nm (3000 liv. po.) dynamique sur l'arbre traversant. Consulter l'usine si la charge radiale sur l'arbre traversant dépasse 1780 N (400 livres).

Nota:

Valor de torque: el torque máximo en el eje pasante no debe superar 339 N-m (3000 libras-pulgada) dinámico. Si la carga radial sobre el eje pasante superara 1780 N (400 libras), consultar a fábrica.

⚠ WARNING

If torque on the thru-shaft exceeds 339 Nm (3000 lb in) when attempting to dynamically brake a load, the thru-shaft splines and/or shaft could fail and all braking action could be lost.

⚠ WARNUNG

Wenn beim Versuch, die Last dynamisch abzubremsen, das Drehmoment auf die Welle größer als 339 Nm (3000 lb in) wird, können die Keilwellenverbindung und/oder die Welle versagen und alle Bremswirkung verloren gehen.

⚠ AVERTISSEMENT

Si le couple sur l'arbre traversant dépasse 339 Nm (3000 liv. po.) au moment d'essayer le freinage dynamique d'une charge, les cannelures de l'arbre traversant et/ou l'arbre pourraient échouer et toute action de freinage pourrait être perdue.

⚠ ADVERTENCIA

Si el torque en el eje pasante superara 339 N-m (3000 libras-pulgada) al intentar frenar una carga dinámicamente, las estrías del eje o el mismo eje podrían fallar, perdiéndose la acción de frenado.

Standard Length & Weights for 110A Series on Pages 302-304.

Längen/Gewichte 110A Serie siehe Seiten 302-304.

Longueurs et poids courants pour la série 110A, voir les pages 302-304.

Los valores estándar de longitud y peso de la Serie 110A se puede ver en las Páginas 302-304.

Consult factory for other available options, configurations ordering codes and lead times.

English equivalents for metric specifications are shown in ().

024 Nichols Options.indd, js



Stainless Steel Shaft

Encoder Mount Standard, 2.44 Pilot

External Relief Valve - adjustable up to 3500 psi, factory preset at 1750 psi.

Thru Shaft with Brake Mount

Consult Factory for Other Positions

* To order crossover relief valve mounted on a specific motor see the ordering information for that motor.

To order crossover relief valve as a field conversion or a spare part consult factory for part number.

Mounting bolts are available as 5/16-18 socket head cap screw (4 required) as well as 2 o-rings.

Consult factory for part number.

* Zur Bestellung eines bestimmten Motors mit werkseitig montiertem Bremsdruckbegrenzungsventil konsultieren Sie bitte die Bestellinformationen für den betreffenden Motor.

Soll das Bremsdruckbegrenzungsventil für eine Feldumrüstung oder als Ersatzteil bestellt werden, bitte die Artikelnummer beim Werk erfragen.

Befestigungsschrauben in Form von 5/16-18-Sechskantkopfschrauben (es werden 4 benötigt) sowie 2 O-Ringe können vom Werk bezogen werden.

Artikelnummer beim Werk erfragen.

* Pour commander une soupape de sûreté transversale montée sur un certain moteur, voir les informations de commande pour ce moteur.

Pour commander une soupape de sûreté transversale pour la conversion sur place ou comme pièce de rechange, consulter l'usine pour obtenir le numéro de la pièce.

Les boulons de montage sont disponibles en tant que vis à tête creuse de 5/16-18 (4 sont requises) ainsi que 2 joints toriques.

Consulter l'usine pour obtenir le numéro de la pièce.

* Para pedir una válvula de alivio transversal montada en determinado motor, véanse las especificaciones de dicho motor.

Para pedir una válvula de alivio transversal para conversión directa o como parte de repuesto, consultar con fábrica sobre el número de parte.

Los pernos de montaje vienen en tipo de cabeza hueca hexagonal de 5/16-18 (se necesitan 4) y con 2 sellos toroidales (O rings).

Consultar con fábrica sobre el número de parte.

Consult factory for other available options, configurations ordering codes and lead times.

Installation/Operation Information

Fluid

To insure maximum motor performance and life, use a premium grade hydraulic or engine oil. Fluids with a minimum .125% zinc (or equivalent) anti-wear package should be used. A mineral or synthetic based 10W40 engine oil or hydraulic oil (200 SUS) is recommended. Nichols motor seals come standard in nitrile rubber. If a fluid that is not compatible with nitrile is to be used, fluoroelastomer seal material can be specified.

- Minimum fluid viscosity - 50 SUS
- Recommended fluid operating temperature is -28°C to 82°C (-20°F to 180°F)
- Minimum recommended fluid filtration 25 micron with a beta ratio of 2.

Pressure

Operating the motor in its intermittent pressure range will shorten the life of the motor and should generally be restricted to 10% or less per minute. The reduced life resulting from continuous operation in the intermittent range may be acceptable in some applications. Consult the factory for details.

Case Drain

A check ball system drains the shaft seal to the outlet port regardless of direction of rotation of the shaft. This maintains low pressure on the shaft seal, reducing heat and friction for long seal life. If high pressure exists in the outlet port due to series operation, meter-out circuitry or other causes, the shaft seal can be externally drained to tank for low seal pressure. For continuous operation with outlet pressure above 1000 psi use of the external case drain is recommended for extended seal life.

Shaft Loading

The use of 1 inch and 25mm diameter shafts are not recommended when torque loads exceed 3500 lb-in. For 7/8 inch diameter shafts, torque should be limited to 1250 lb-in. Maximum thrust load on the shaft should not exceed 1000 lbs inward or outward.

Stainless Steel Shafts

Torque, speed, axial, and radial load ratings are reduced by 20% when operating with the stainless steel shaft that is optional on some series of motors. Maximum speed to be limited to 600 RPM.

Thru-Shafts

Shaft torque should not exceed 3000 lb-in.

Performance Data

Performance data shown in this catalog is the result of testing performed using petroleum based fluid at 120°F, 180 SUS. Actual performance will vary with fluid conditions. Lower viscosity will produce lower performance.

Run-In

For optimum performance and life, a 15 minute run-in period at no load and mid-flow conditions is recommended. Do not subject the system to full load until air has been bled from the hydraulic system and all contaminate particles have been filtered out.

Inlet Conditions

Positive pressure *must* be available at the motor inlet while it is operating. If an overrunning load causes the motor to rotate faster than the pump can fill it, cavitation will occur. Consult the factory for inlet pressure requirements and speed limitations.

Other Operating Conditions

Consult factory before operating at conditions exceeding any ratings or recommendations in this catalog.

Installation Recommendations

- To avoid contamination do not remove plastic port plugs until fittings are to be installed.
- Motor mounting flange must make full contact with equipment mount; do not use the mounting bolts to force the motor pilot into the pilot hole to align the motor.
- Pulleys, sprockets, wheels, or couplings should be properly aligned on the shaft to avoid excessive radial or thrust loads.
- To avoid damaging the thrust system, do not hammer on the motor or shaft to install or remove couplings, pulleys, sprockets, etc.

Engineering Data
Hydraulic Formulas

$$HP_{in} = \frac{Q \Delta P}{1714}$$

$$HP_{out} = \frac{NT}{63025}$$

$$T = \frac{D \Delta P e_m}{2 \pi}$$

$$Q = \frac{DN}{231 e_v}$$

Where

HP =	Horsepower
Q =	Flow, GPM
P =	Pressure, PSI
P =	Pressure differential across the motor
$\Delta \pi$ =	3.1416
T =	Torque, lb in
D =	Motor displacement, cubic inches per revolution
N =	Shaft Speed, RPM
e_m =	Mechanical efficiency
e_v =	Volumetric efficiency

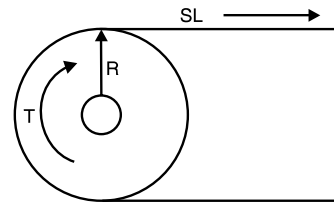
To Convert	Into	Multiply By
Into	To Convert	Divide By
bars	pounds/sq.in.	14.5
BTU/min	horsepower	.02356
BTU/min	kilowatts	.01757
centigrade	fahrenheit	$(C^\circ \times 9/5) + 32$
centimeters	inches	.3937
cu. cms.	cu. inches	.06102
cu. cms.	liters	.001
cu. inches	cu.cms.	16.39
cu. inches	liters	.01639
feet	meters	.3048
gallons	cu. inches	231
gallons	liters	3.785
horsepower	kilowatts	.7457
inches	millimeters	25.4
kilograms	pounds	2.205
pounds	newtons	4.448
pound-inches	newton-meters	.113
pound-inches	daNM	.0113
radians	degrees	57.3
square inches	sq. cms.	6.452

Side Load

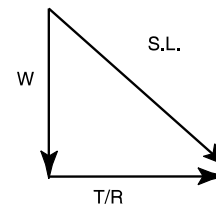
Side loads are imposed upon the shaft of a motor by:

- Driving the load through a pulley or gear
- Supporting the weight of a vehicle or other load on the shaft

Or both



If the load above requires torque T pound-inches and is driven with a pulley on the motor shaft with a radius of R inches, the side load imposed on the motor shaft is T/R pounds. If the motor shaft is connected to a sprocket for a chain drive, R is one half the pitch diameter of the sprocket. If an external load with a weight of W pounds is also being supported by the motor shaft above, the total side load on the shaft is:



$$(SL)^2 = W^2 + (T/R)^2$$

$$\text{Side Load(lb)} = \sqrt{W^2 + (T/R)^2}$$


Warning

This Catalog is not a Controlled Document. All Dimensions listed herein are for reference only. Consult a Sales engineer for detailed information.

Engineering Data

Vehicle Propulsion Systems

Hydraulic motors are often used to drive off-highway vehicles, either directly or through gear reducers. The power required to propel the vehicle, called "Tractive Effort," is supplied by the hydraulic motor(s). It is normally expressed in pounds and is the sum of the forces below:

$$TE = (RR+GR+F+DP) \times 1.1 \quad \text{Where:}$$

- RR = Rolling Resistance**
- GR = Grade Resistance**
- F = Acceleration Force**
- DP = Drawbar Pull**

Definitions

• **Tractive Effort (TE)**

Tractive effort is the total linear force that a vehicle can exert on the ground. Sometimes called "rim pull," it is the axle torque divided by the distance from the axle to the surface it is traversing.

• **Rolling Resistance (RR)**

Rolling resistance is the force in pounds required to propel a vehicle at constant speed over level terrain. It varies with the weight of the vehicle and the type of surface it is traversing. Soft sand, for example, offers more resistance to movement than concrete.

RR = GVW x R where:

- RR = Rolling Resistance (lbs.)
- GVW = Gross Vehicle Weight (lbs.)
- R = Rolling Resistance Factor dependent upon type and condition of surface. Typical "R" values are shown in the accompanying table.

Surface Type	Surface Condition	R Value
Concrete	Excellent	0.010 lb.
Concrete	Good	0.015 lb.
Concrete	Poor	0.020 lb.
Asphalt	Good	0.012 lb.
Asphalt	Fair	0.017 lb.
Asphalt	Poor	0.022 lb.
Macadam	Good	0.015 lb.
Macadam	Fair	0.022 lb.
Macadam	Poor	0.037 lb.
Cobbles	Ordinary	0.055 lb.
Cobbles	Poor	0.085 lb.
Grass		0.025 lb.
Snow	2 In.	0.025 lb.
Snow	4 In.	0.037 lb.
Dirt	Smooth	0.025 lb.
Dirt	Sandy	0.037 lb.
Mud		0.037 to 0.150 lb.
Sand	Level/Soft	0.060 to 0.150 lb.
Sand	Dune	0.150 to 0.300 lb.

Engineering Data

• Grade Resistance (GR)

Grade resistance is the additional force required to move a vehicle up an incline. The grade of a slope is normally expressed as a percentage, and represents the number of feet of rise in 100 feet of length. A slope that rises 10 feet in 100 feet has a grade of 10%. The gradeability of a vehicle is defined as the maximum grade the vehicle can climb.

$GR = 0.01 \times GVW \times G$ where:

GR = Grade Resistance (lbs.)
 GVW = Gross Vehicle Weight (lbs.)
 G = Grade (%)

The following table gives the approximate relationship between grade in percent and slope in degrees.

Grade (Percent)	Slope (Degrees)
1%	0° 35'
2%	1° 9'
5%	2° 51'
6%	3° 26'
8%	4° 35'
10%	5° 43'
12%	6° 54'
15%	8° 31'
20%	11° 19'
25%	14° 3'
32%	18°
60%	31°

• Acceleration Force (F)

The force required to accelerate a vehicle from an initial speed V_1 (in feet/second) to speed V_2 in T seconds is the accelerating force in pounds. If the acceleration is from rest, V_1 is zero.

$$F = \frac{V \times GVW}{T \times 32.16} \text{ where}$$

V = Change in Velocity (ft. per Second)
 (Final Velocity - Initial Velocity)

GVW = Gross Vehicle Weight (lbs.)

T = Time for Velocity Change (Seconds)

Note - To obtain velocity in feet per second when MPH is known, Multiply MPH by 1.467.

• Drawbar Pull (DP)

Drawbar Pull is the force a vehicle can exert on a load in addition to the force required to propel itself.

Actual force to tow or push a load can be calculated based upon Rolling Resistance, Accelerating Force and Grade Resistance of towed or pushed load.

• Motor Torque

The total Tractive effort required to propel a vehicle is the sum of the forces due to Rolling Resistance, Grade Resistance, Acceleration and Drawbar Pull plus 10% for friction and other variables:

$$TE = (RR + GR + F + DP) \times 1.1$$

When Tractive Effort has been calculated, hydraulic motor torque can be estimated by:

$$T = \frac{TE \times r}{G \times N} \text{ where:}$$

T = Hydraulic Motor Torque (lbs. in.)

TE = Tractive Effort

r = Rolling Radius of Driven Tires (inches)

G = Gear Reduction Ratio Between Hydraulic Motors and Driven Wheels (if none, use a value of 1)

N = Number of Driving Motors

Engineering Data

• Slip Torque

Slip torque is the torque at the motor shaft that will cause the wheels or tracks to break traction and skid. It is affected by the weight of the vehicle and the coefficient of friction between the wheels or tracks and the surface.

$$ST = \frac{VW \times u \times r}{G \times N} \text{ where:}$$

- ST = Hydraulic Motor Slip Torque (lb in)
- VW = Maximum Weight on Driven Wheel (lb) Including: Allowable Vehicle Overload Dynamic Weight Shift.
- u = Coefficient of Friction Between Tire and Ground. (A value of 0.6 is used for "normal" tires and an average road surface)
- r = Rolling Radius of Driven Tires (inches)
- G = Gear Reduction Ratio Between Hydraulic Motors and Driven Wheel.
- N = Number of Driving Motors

• Rolling Radius

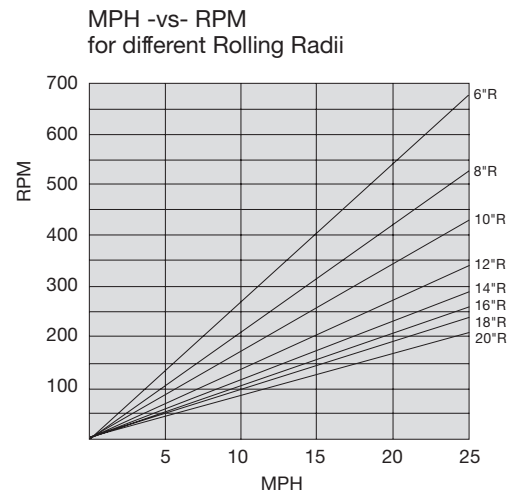
The rolling radius should be based on actual application factors such as Plyrating, Rated Load and inflation pressure can result in different values.

• Hydraulic Motor Speed

$$S = \frac{168 \times V \times G}{r} \text{ where:}$$

- S = Required Hydraulic Motor Speed (RPM)
- V = Desired Vehicle Velocity (MPH)
- G = Gear Reduction Ratio Between Hydraulic Motors and Driven Wheels (if none, use a value of 1)
- r = Rolling Radius of driven Tires (inches)


The chart below will estimate the wheel RPM -vs- vehicle velocity for various rolling radii.





High Speed Hydraulic Motors

Catalog HY13-2600-800-001/NA





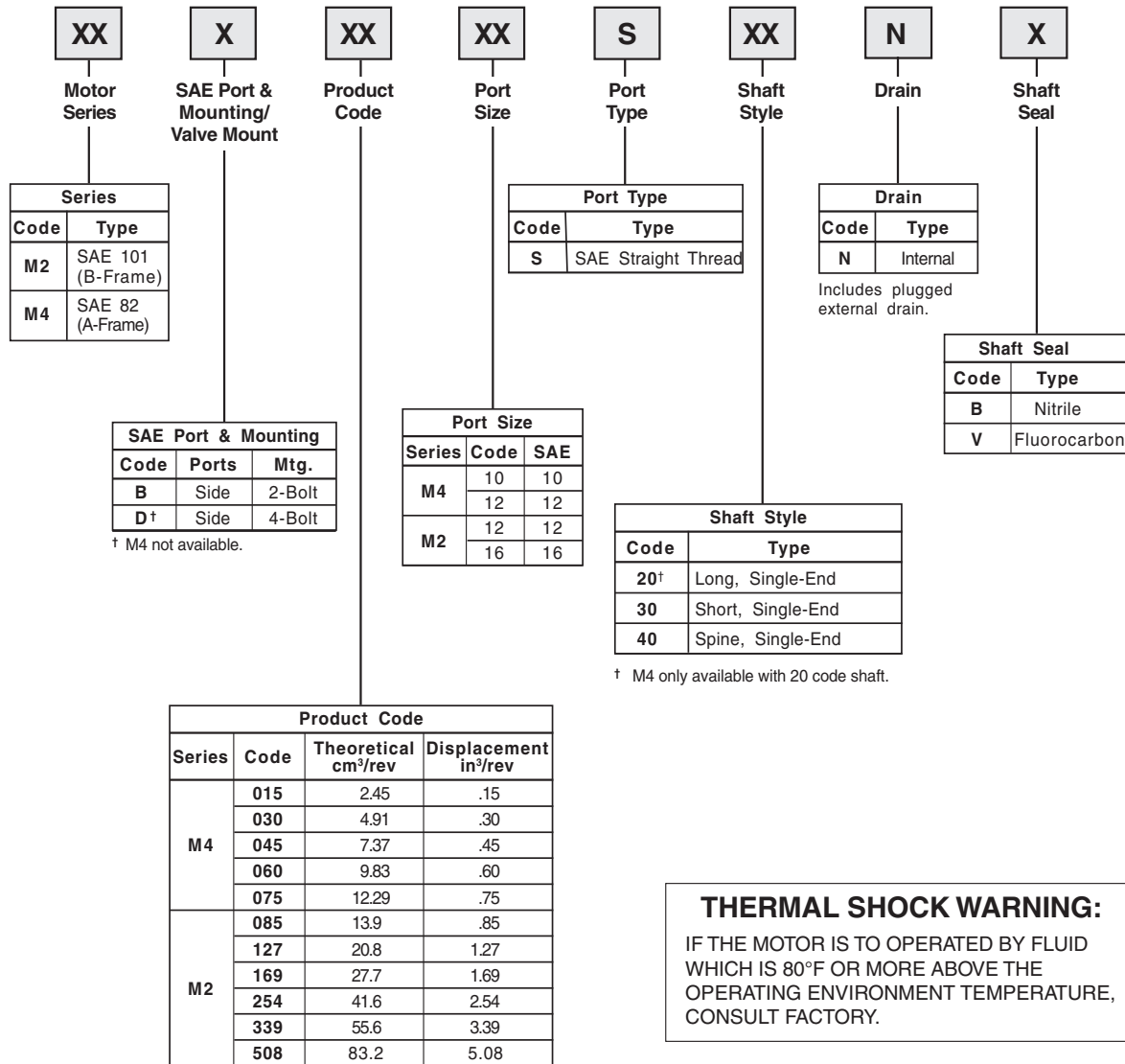
Features

- **High Starting Torque** typically 90% of running torque.
- **Smooth Output Torque** throughout the entire speed range of the motor.
- **High Speed Capabilities** up to 7500 rpm on some models.
- **Bi-Directional Operation** built in checks internally relieve high pressure from the shaft seal.
- **High Pressure Shaft Seal** allows back pressure to 400 PSI without the requirement of Case Drain.
- **Standard SAE Mounting** 2 or 4 bolt mounting flanges, shaft and port dimensions conform to SAE standards.
- **Long Life & Quiet Operation** Precision Gerotor Design results in a motor with extended operating life and noise levels below most other hydraulic motors.
- **Heavy Duty Bearings** capable of withstanding radial and thrust loads.

High Speed Hydraulic Motors High Speed

HY13-1590-010/US,EU

Ordering Information



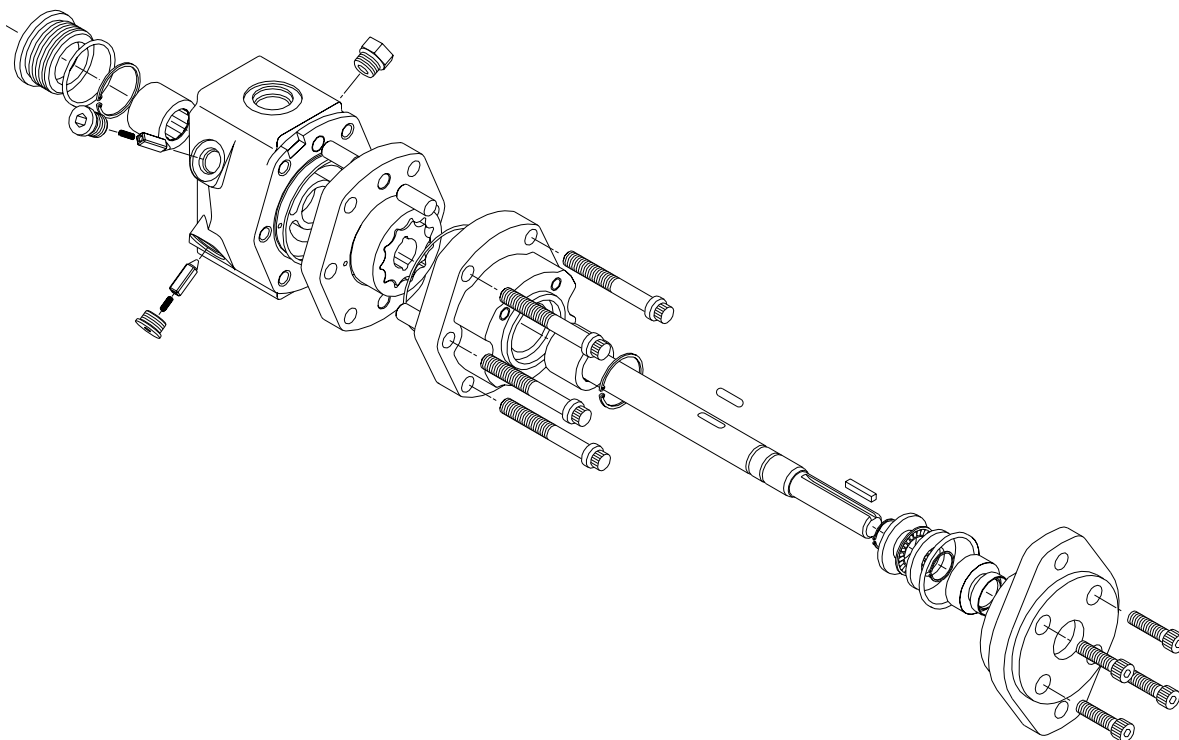
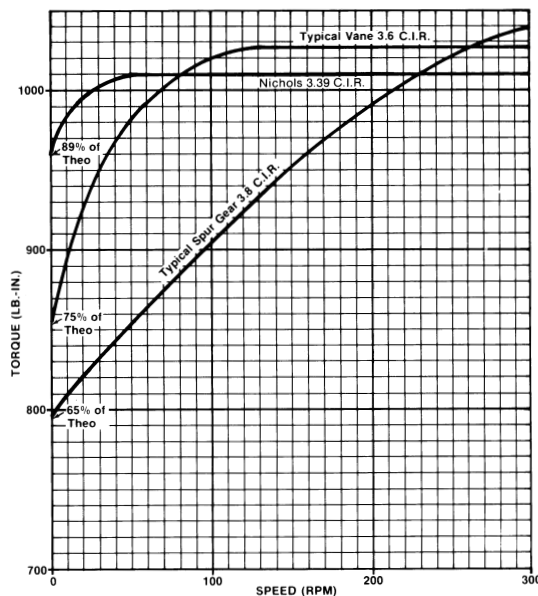
Introduction

Applications

Parker motors serve our customers worldwide in many industries and in many applications. Typical applications include:

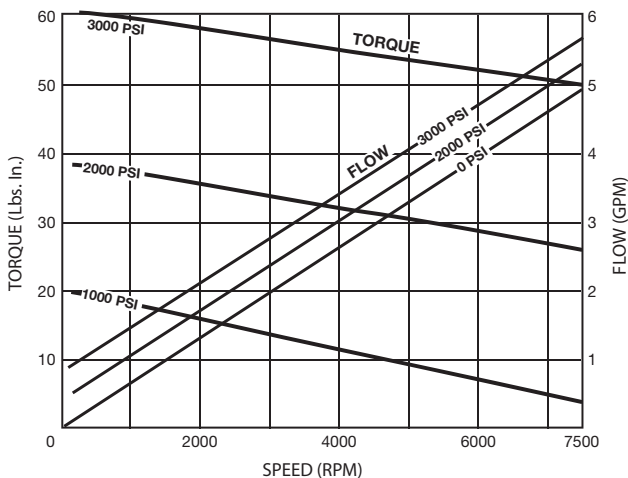
- Fan Drives** High speed capabilities means increased cooling capacity. Rugged bearing design allows the fan to be mounted directly on the motor shaft.
- Swing Drives** High starting torque and smooth output torque throughout the motor's speed range means optimum control.
- Vibratory Drives** Rugged design, high speed capabilities, and optional cross port relief valve means maximum life for vibratory drives.
- Wheel Drives** High speed capabilities and high starting torque means faster road speeds and increased productivity.
- Winch Drives** Smooth output torque throughout the speed range, high speed capabilities, and high starting torque means increased control, greater productivity.

Starting and running torque comparison between Parker Gerotor and typical Spur Gear and Vane Motors.

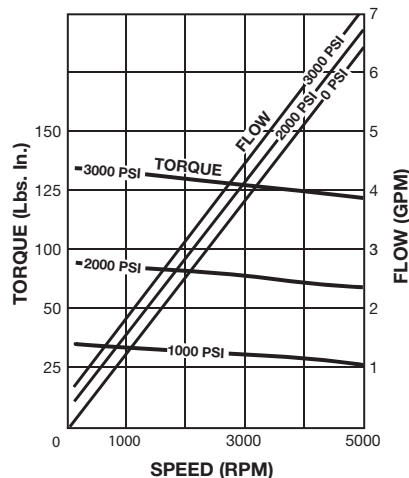


Performance Data & Mounting Data

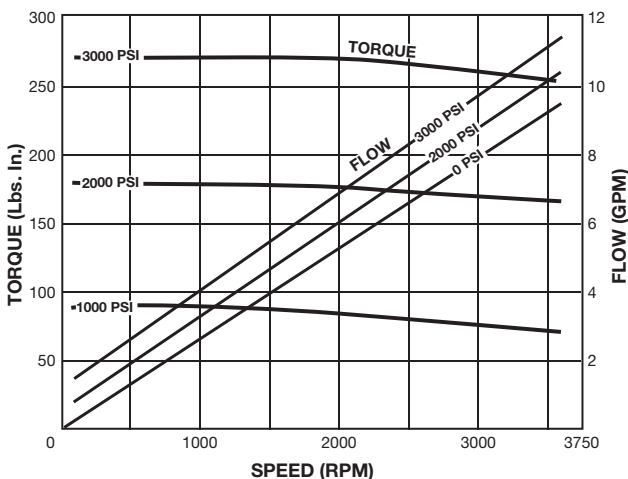
M4-015



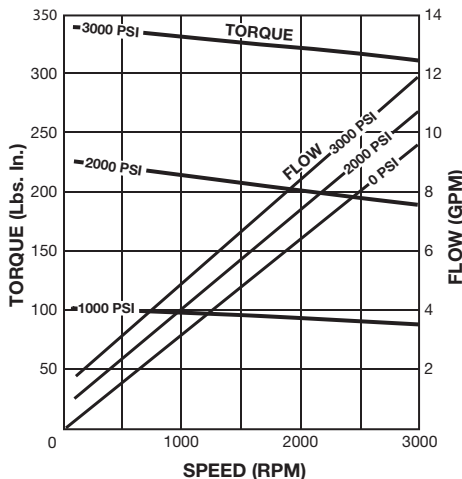
M4-030



M4-060



M4-075



Displacement

	cm ³ /rev	(in ³ /rev)
015 Unit	2.45	(.15)
030 Unit	4.91	(.30)
045 Unit	7.37	(.45)
060 Unit	9.83	(.60)
075 Unit	12.29	(.75)

Speed

	Recommended Range
015 Unit	75 to 7500 rpm
030 Unit	50 to 5000 rpm
045 Unit	50 to 5000 rpm
060 Unit	36 to 3600 rpm
075 Unit	30 to 3000 rpm

Performance Curves:

Data based on:
Oil: 65 cst (300 SSU)
Mobil DTE-26
Temp: 38°C (100°F)

Weight

015 Unit	7.3 Kg	(16 lb)
030 Unit	7.7 Kg	(17 lb)
045 Unit	8.2 Kg	(18 lb)
060 Unit	8.6 Kg	(19 lb)
075 Unit	9.1 Kg	(20 lb)

Minimum speeds indicated are based on constant load. For speeds outside of the recommended range, consult the factory.

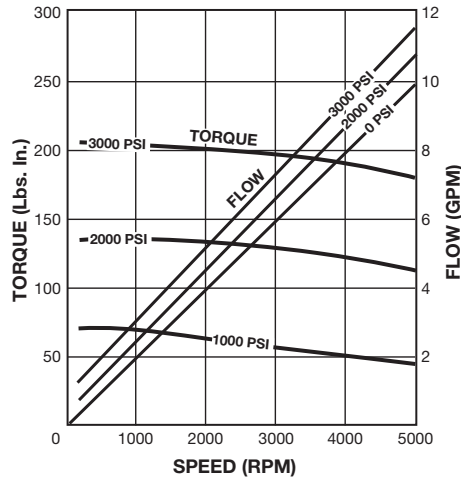
Pressure

Continuous: 2000 PSI
† Intermittent, Max: 2400 PSI
‡ Transient, Max: 3000 PSI

† Intermittent conditions are to be less than 10% of each minute.
‡ Transient conditions are to be less than 1% of every minute.

Performance Data & Mounting Data

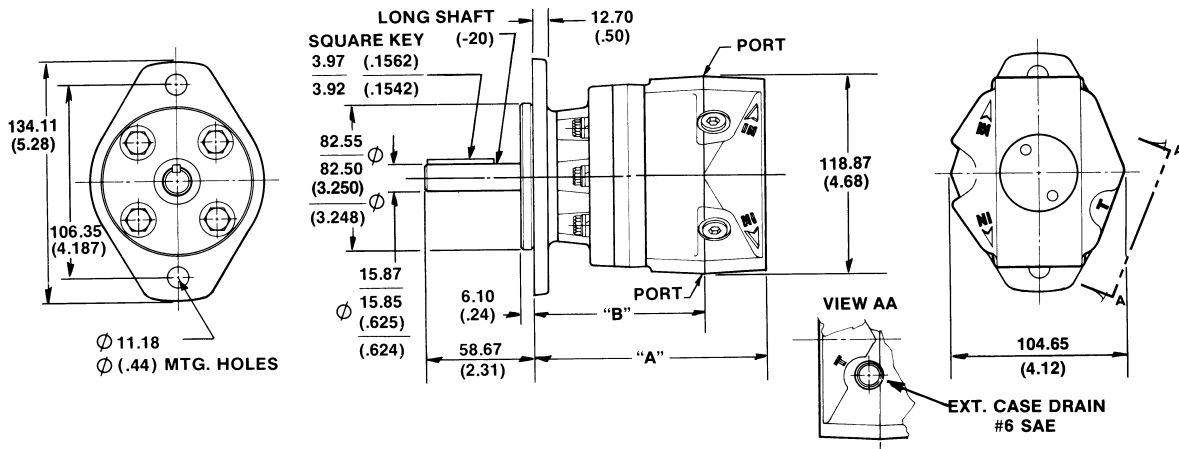
M4-045



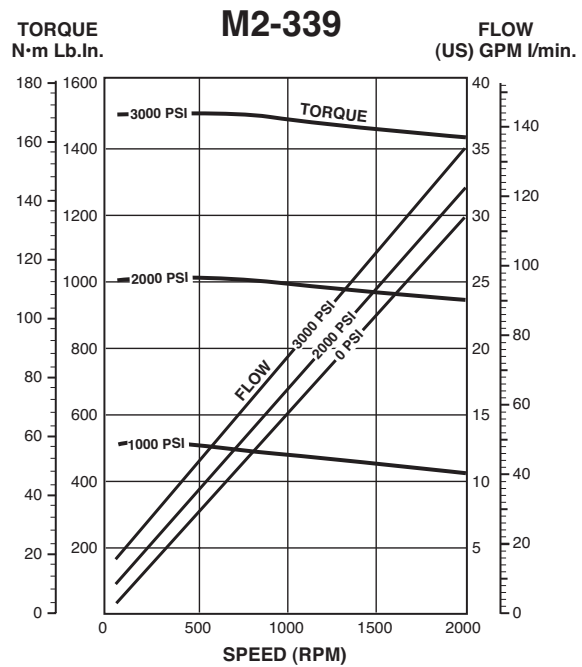
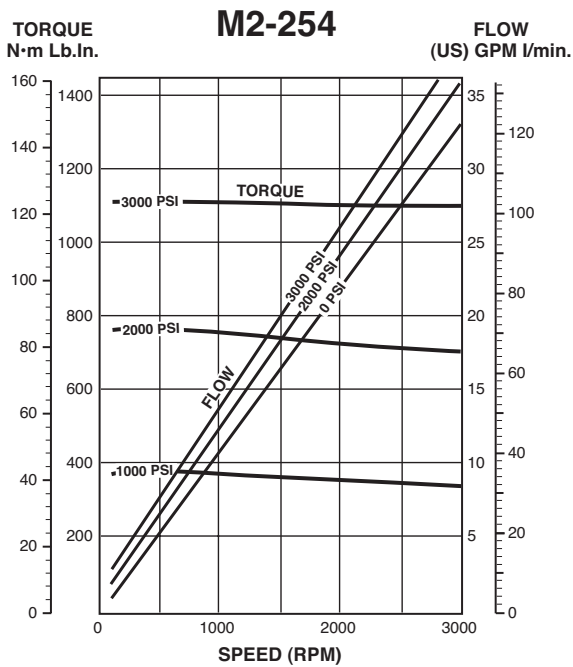
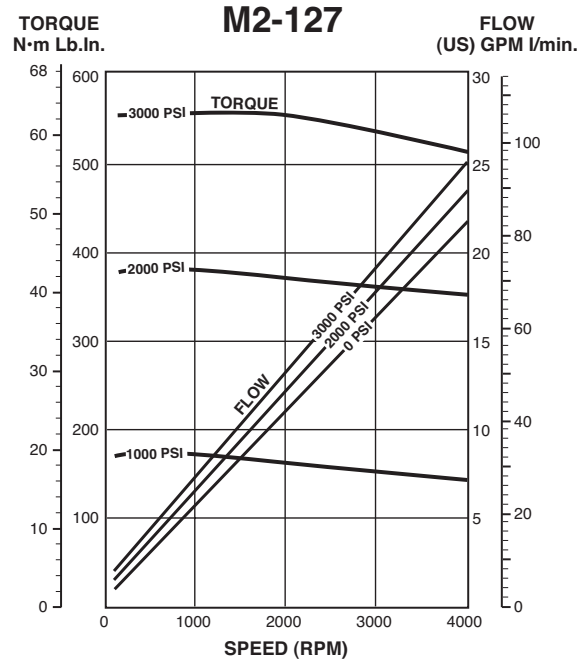
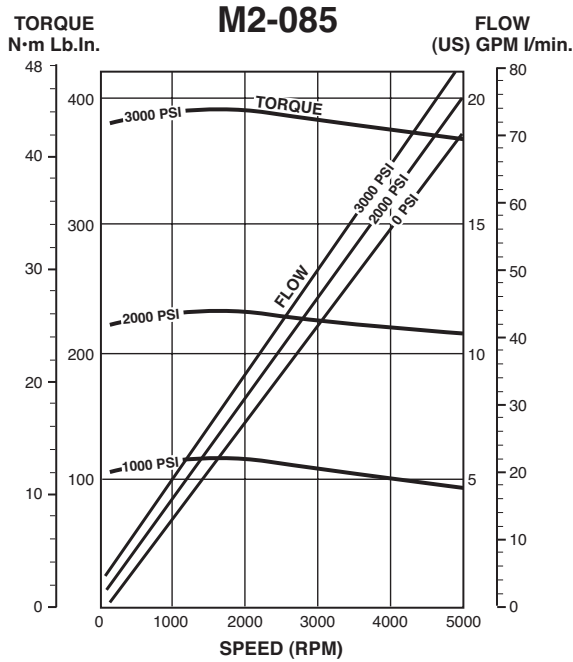
Dimensions are shown in millimeters.
Dimensions within () are in inches.

Code	A	B
015	143.26 (5.64)	107.44 (4.23)
030	149.61 (5.89)	113.79 (4.48)
045	156.21 (6.15)	120.14 (4.73)
060	162.31 (6.39)	126.49 (4.98)
075	168.66 (6.64)	132.84 (5.23)

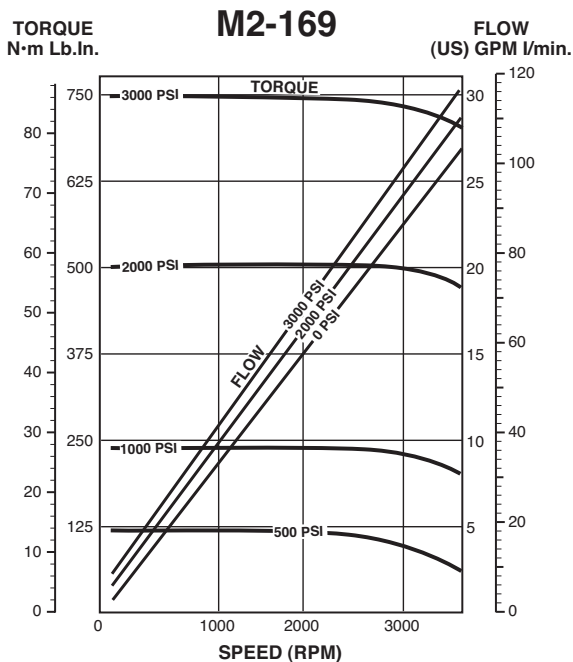
MOUNTING DATA



Performance Data



Performance Data



Displacement

Unit	cm ³ /rev	(in ³ /rev)
085 Unit	13.9	(0.85)
127 Unit	20.8	(1.27)
169 Unit	27.7	(1.69)
254 Unit	41.6	(2.54)
339 Unit	55.6	(3.39)
508 Unit	83.2	(5.08)

Pressure

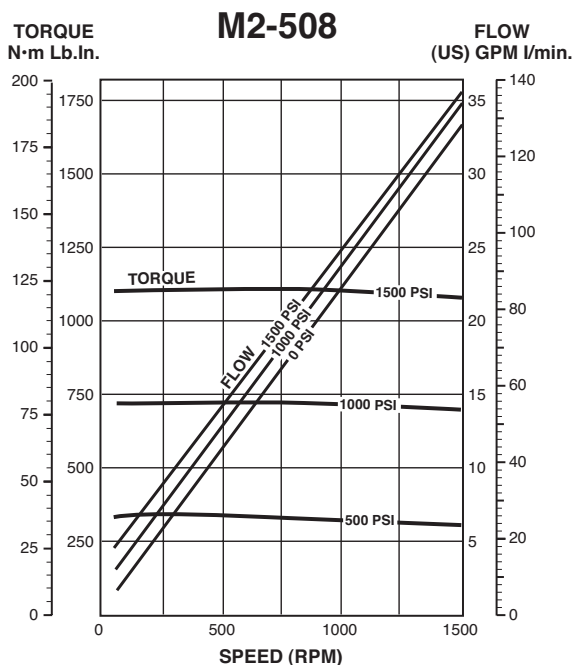
Continuous:
M2-508 1000 PSI
All other Units 2000 PSI

† Intermittent, Max:
M2-508 1400 PSI
All other Units 2400 PSI

‡ Transient, Max:
M2-508 1700 PSI
All other Units 3000 PSI

† Intermittent conditions are to be less than 10% of each minute.

‡ Transient conditions are to be less than 1% of every minute.



Speed

Recommended Range

085 Unit	50 to 5000 rpm
127 Unit	40 to 4000 rpm
169 Unit	36 to 3600 rpm
254 Unit	30 to 3000 rpm
339 Unit	20 to 2000 rpm
508 Unit	15 to 1500 rpm

Minimum speeds indicated are based on constant load.
For speeds outside of the recommended range, consult the factory.

Weight

085 Unit	15.4 Kg	(34 lb)
127 Unit	16.3 Kg	(36 lb)
169 Unit	17.2 Kg	(38 lb)
254 Unit	18.6 Kg	(41 lb)
339 Unit	20.4 Kg	(45 lb)
508 Unit	24.0 Kg	(52 lb)

Performance Curves:

Data based on:

Oil: 65 cst (300 SSU) Mobil DTE-26
Temp: 38°C (100°F)

* Stall torque band is application dependent, consult factory.

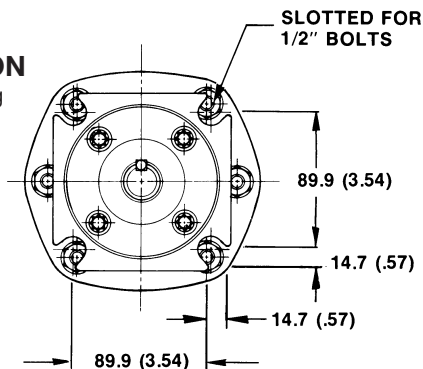
Technical Information

Mounting Data

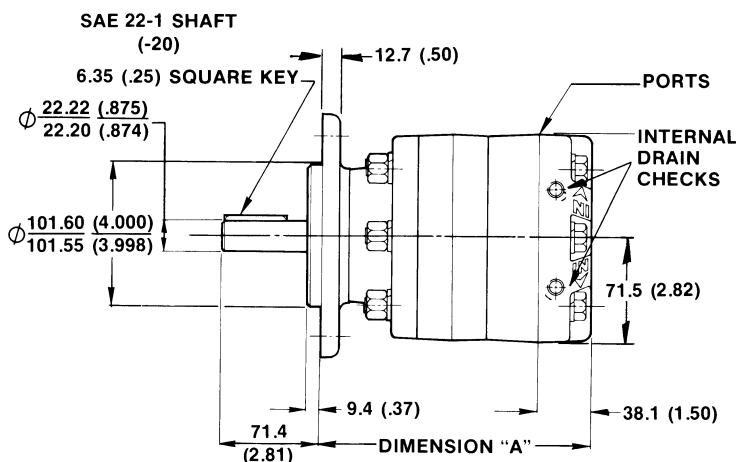
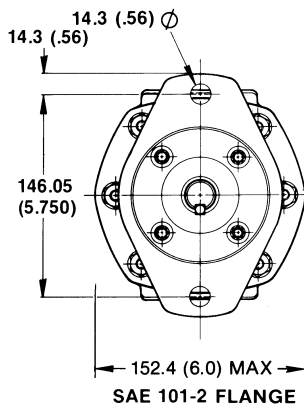
Dimensions are shown in millimeters.
Dimensions within () are in inches.

Code	Dimension "A"
085	158.8 (6.25)
127	165.1 (6.50)
169	171.5 (6.75)
254	184.2 (7.25)
339	196.9 (7.75)
508	222.3 (8.75)

FLANGE OPTION
SAE 101-4 Mounting

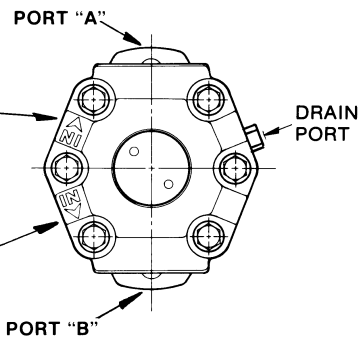


DIMENSIONS

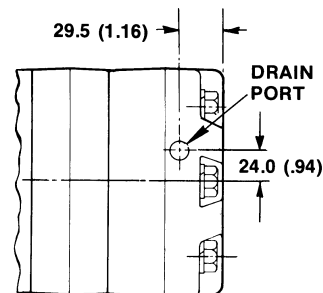


PORT LOCATION

1. The shaft will rotate in the direction of this "ARROWHEAD" when Port "A" is the inlet "IN" or pressure port.
2. With Port "B" as the inlet "IN" or pressure port, the shaft will rotate in the direction of this "ARROWHEAD".



DRAIN PORT



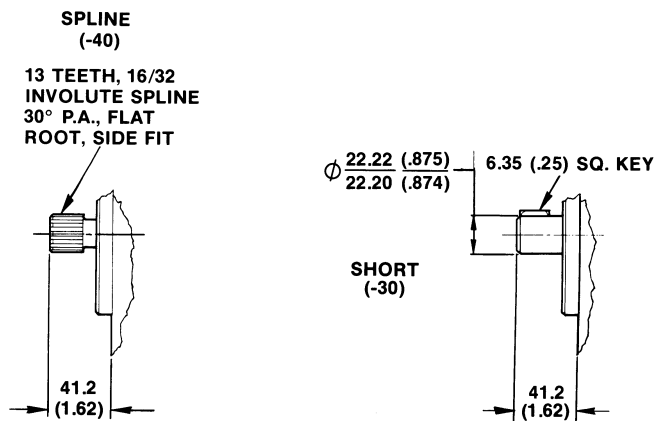
Drain Port Will Be:

1. No. 6- SAE for the SAE ported motors.

Technical Information

Mounting Data

Shaft Options



Technical Information

Operating Pressures

Continuous:
M2-508 1000 PSI
All other Units 2000 PSI

Intermittent, Max:
M2-508 1400 PSI
All other Units 2400 PSI

Transient, Max:
M2-508 1700 PSI
All other Units 3000 PSI

Filtration

25 micron or less

Fluids

To insure ultimate component life, use premium quality hydraulic oils. Fluids with effective quantities of anti-wear agents or additives, (such as Mobil Oil DTE-26), are highly recommended.

Viscosity

Maximum	1000 centistokes 5000 SSU
Minimum	13.5 centistokes 70 SSU

Recommended Temperature Range

-40°C (-40°F) to 82°C (180°F)

Case Drain Precaution

If outlet port exceeds 400 PSI, the external case drain should be used with no more than 400 PSI back pressure.

Dimensions

Published dimensions are nominal. Allowances should be made for dimensional variations of cast parts.

Installation Requirements

Pulleys, sprockets, and belts should be properly aligned on the shaft; and fan blades should be properly sized to prevent excessive thrust loads.

Shaft Seal

The standard Nitrile shaft seal is adequate for most applications. For applications which involve shaft speeds above 2500 rpm or synthetic fluids, the operational Viton shaft seal should be specified.

Static Seals

All the o-rings included within the motor and the shaft dust seal are Nitrile. They may be used with all types of hydraulic fluids. However, since these seals swell after exposure to ester base synthetic fluids, they should be replaced if the motor is repaired.

Motor Precaution

A hydraulic motor is not designed to hold a suspended load. Therefore, if the application requires a locked position, a mechanical holding device (such as a brake) must be employed. Consult factory for availability.

For different operating conditions, consult the factory.

Offer of Sale

HY13-1590-010/US,EU

The items described in this document and other documents and descriptions provided by Parker Hannifin Corporation, its subsidiaries and its authorized distributors ("Seller") are hereby offered for sale at prices to be established by Seller. This offer and its acceptance by any customer ("Buyer") shall be governed by all of the following Terms and Conditions. Buyer's order for any item described in its document, when communicated to Seller verbally, or in writing, shall constitute acceptance of this offer. All goods, services or work described will be referred to as "Products".

1. Terms and Conditions. Seller's willingness to offer Products, or accept an order for Products, to or from Buyer is subject to these Terms and Conditions or any newer version of the terms and conditions found on-line at www.parker.com/saleterms/. Seller objects to any contrary or additional terms or conditions of Buyer's order or any other document issued by Buyer.

2. Price Adjustments; Payments. Prices stated on Seller's quote or other documentation offered by Seller are valid for 30 days, and do not include any sales, use, or other taxes unless specifically stated. Unless otherwise specified by Seller, all prices are F.C.A. Seller's facility (INCOTERMS 2010). Payment is subject to credit approval and is due 30 days from the date of invoice or such other term as required by Seller's Credit Department, after which Buyer shall pay interest on any unpaid invoices at the rate of 1.5% per month or the maximum allowable rate under applicable law.

3. Delivery Dates; Title and Risk; Shipment. All delivery dates are approximate and Seller shall not be responsible for any damages resulting from any delay. Regardless of the manner of shipment, title to any products and risk of loss or damage shall pass to Buyer upon placement of the products with the shipment carrier at Seller's facility. Unless otherwise stated, Seller may exercise its judgment in choosing the carrier and means of delivery. No deferment of shipment at Buyer's request beyond the respective dates indicated will be made except on terms that will indemnify, defend and hold Seller harmless against all loss and additional expense. Buyer shall be responsible for any additional shipping charges incurred by Seller due to Buyer's acts or omissions.

4. Warranty. Seller warrants that the Products sold hereunder shall be free from defects in material or workmanship for a period of eighteen months from the date of delivery to Buyer or 2,000 hours of normal use, whichever occurs first. The prices charged for Seller's products are based upon the exclusive limited warranty stated above, and upon the following disclaimer: **DISCLAIMER OF WARRANTY: THIS WARRANTY COMPRISES THE SOLE AND ENTIRE WARRANTY PERTAINING TO PRODUCTS PROVIDED HEREUNDER. SELLER DISCLAIMS ALL OTHER WARRANTIES, EXPRESS AND IMPLIED, INCLUDING DESIGN, MERCHANTABILITY AND FITNESS FOR A PARTICULAR PURPOSE.**

5. Claims; Commencement of Actions. Buyer shall promptly inspect all Products upon delivery. No claims for shortages will be allowed unless reported to the Seller within 10 days of delivery. No other claims against Seller will be allowed unless asserted in writing within 30 days after delivery. Buyer shall notify Seller of any alleged breach of warranty within 30 days after the date the defect is or should have been discovered by Buyer. Any action based upon breach of this agreement or upon any other claim arising out of this sale (other than an action by Seller for an amount due on any invoice) must be commenced within 12 months from the date of the breach without regard to the date breach is discovered.

6. LIMITATION OF LIABILITY. UPON NOTIFICATION, SELLER WILL, AT ITS OPTION, REPAIR OR REPLACE A DEFECTIVE PRODUCT, OR REFUND THE PURCHASE PRICE. IN NO EVENT SHALL SELLER BE LIABLE TO BUYER FOR ANY SPECIAL, INDIRECT, INCIDENTAL OR CONSEQUENTIAL DAMAGES ARISING OUT OF, OR AS THE RESULT OF, THE SALE, DELIVERY, NON-DELIVERY, SERVICING, USE OR LOSS OF USE OF THE PRODUCTS OR ANY PART THEREOF, OR FOR ANY CHARGES OR EXPENSES OF ANY NATURE INCURRED WITHOUT SELLER'S WRITTEN CONSENT, EVEN IF SELLER HAS BEEN NEGLIGENT, WHETHER IN CONTRACT, TORT OR OTHER LEGAL THEORY. IN NO EVENT SHALL SELLER'S LIABILITY UNDER ANY CLAIM MADE BY BUYER EXCEED THE PURCHASE PRICE OF THE PRODUCTS.

7. User Responsibility. The user, through its own analysis and testing, is solely responsible for making the final selection of the system and Product and assuring that all performance, endurance, maintenance, safety and warning requirements of the application are met. The user must analyze all aspects of the application and follow applicable industry standards and Product information. If Seller provides Product or system options, the user is responsible for determining that such data and specifications are suitable and sufficient for all applications and reasonably foreseeable uses of the Products or systems.

8. Loss to Buyer's Property. Any designs, tools, patterns, materials, drawings, confidential information or equipment furnished by Buyer or any other items which become Buyer's property, will be considered obsolete and may be destroyed by Seller after two consecutive years have elapsed without Buyer ordering the items manufactured using such property. Seller shall not be responsible for any loss or damage to such property while it is in Seller's possession or control.

9. Special Tooling. A tooling charge may be imposed for any special tooling, including without limitation, dies, fixtures, molds and patterns, acquired to manufacture Products. Such special tooling shall be and remain Seller's property notwithstanding payment of any charges by Buyer. In no event will Buyer acquire any interest in apparatus belonging to Seller which is utilized in the manufacture of the Products, even if such apparatus has been specially converted or adapted for such manufacture and notwithstanding any charges paid by Buyer. Unless otherwise agreed, Seller shall have the right to alter, discard or otherwise dispose of any special tooling or other property in its sole discretion at any time.

10. Buyer's Obligation; Rights of Seller. To secure payment of all sums due or otherwise, Seller shall retain a security interest in the goods delivered and this agreement shall be deemed a Security Agreement under the Uniform Commercial Code. Buyer authorizes Seller as its attorney to execute and file on Buyer's behalf all documents Seller deems necessary to perfect its security interest.

11. Improper use and Indemnity. Buyer shall indemnify, defend, and hold Seller harmless from any claim, liability, damages, lawsuits, and costs (including attorney fees), whether for personal injury, property damage, patent, trademark or copyright infringement

or any other claim, brought by or incurred by Buyer, Buyer's employees, or any other person, arising out of: (a) improper selection, improper application or other misuse of Products purchased by Buyer from Seller; (b) any act or omission, negligent or otherwise, of Buyer; (c) Seller's use of patterns, plans, drawings, or specifications furnished by Buyer to manufacture Product; or (d) Buyer's failure to comply with these terms and conditions. Seller shall not indemnify Buyer under any circumstance except as otherwise provided.

12. Cancellations and Changes. Orders shall not be subject to cancellation or change by Buyer for any reason, except with Seller's written consent and upon terms that will indemnify, defend and hold Seller harmless against all direct, incidental and consequential loss or damage. Seller may change product features, specifications, designs and availability with notice to Buyer.

13. Limitation on Assignment. Buyer may not assign its rights or obligations under this agreement without the prior written consent of Seller.

14. Force Majeure. Seller does not assume the risk and shall not be liable for delay or failure to perform any of Seller's obligations by reason of circumstances beyond the reasonable control of Seller (hereinafter "Events of Force Majeure"). Events of Force Majeure shall include without limitation: accidents, strikes or labor disputes, acts of any government or government agency, acts of nature, delays or failures in delivery from carriers or suppliers, shortages of materials, or any other cause beyond Seller's reasonable control.

15. Waiver and Severability. Failure to enforce any provision of this agreement will not waive that provision nor will any such failure prejudice Seller's right to enforce that provision in the future. Invalidation of any provision of this agreement by legislation or other rule of law shall not invalidate any other provision herein. The remaining provisions of this agreement will remain in full force and effect.

16. Termination. Seller may terminate this agreement for any reason and at any time by giving Buyer thirty (30) days written notice of termination. Seller may immediately terminate this agreement, in writing, if Buyer: (a) commits a breach of any provision of this agreement (b) appoints a trustee, receiver or custodian for all or any part of Buyer's property (c) files a petition for relief in bankruptcy on its own behalf, or by a third party (d) makes an assignment for the benefit of creditors, or (e) dissolves or liquidates all or a majority of its assets.

17. Governing Law. This agreement and the sale and delivery of all Products hereunder shall be deemed to have taken place in and shall be governed and construed in accordance with the laws of the State of Ohio, as applicable to contracts executed and wholly performed therein and without regard to conflicts of laws principles. Buyer irrevocably agrees and consents to the exclusive jurisdiction and venue of the courts of Cuyahoga County, Ohio with respect to any dispute, controversy or claim arising out of or relating to this agreement.

18. Indemnity for Infringement of Intellectual Property Rights. Seller shall have no liability for infringement of any patents, trademarks, copyrights, trade dress, trade secrets or similar rights except as provided in this Section. Seller will defend and indemnify Buyer against allegations of infringement of U.S. patents, U.S. trademarks, copyrights, trade dress and trade secrets ("Intellectual Property Rights"). Seller will defend at its expense and will pay the cost of any settlement or damages awarded in an action brought against Buyer based on an allegation that a Product sold pursuant to this Agreement infringes the Intellectual Property Rights of a third party. Seller's obligation to defend and indemnify Buyer is contingent on Buyer notifying Seller within ten (10) days after Buyer becomes aware of such allegations of infringement, and Seller having sole control over the defense of any allegations or actions including all negotiations for settlement or compromise. If a Product is subject to a claim that it infringes the Intellectual Property Rights of a third party, Seller may, at its sole expense and option, procure for Buyer the right to continue using the Product, replace or modify the Product so as to make it noninfringing, or offer to accept return of the Product and return the purchase price less a reasonable allowance for depreciation. Notwithstanding the foregoing, Seller shall have no liability for claims of infringement based on information provided by Buyer, or directed to Products delivered hereunder for which the designs are specified in whole or part by Buyer, or infringements resulting from the modification, combination or use in a system of any Product sold hereunder. The foregoing provisions of this Section shall constitute Seller's sole and exclusive liability and Buyer's sole and exclusive remedy for infringement of Intellectual Property Rights.

19. Entire Agreement. This agreement contains the entire agreement between the Buyer and Seller and constitutes the final, complete and exclusive expression of the terms of sale. All prior or contemporaneous written or oral agreements or negotiations with respect to the subject matter are herein merged.

20. Compliance with Law, U.K. Bribery Act and U.S. Foreign Corrupt Practices Act. Buyer agrees to comply with all applicable laws and regulations, including both those of the United Kingdom and the United States of America, and of the country or countries of the Territory in which Buyer may operate, including without limitation the U. K. Bribery Act, the U.S. Foreign Corrupt Practices Act ("FCPA") and the U.S. Anti-Kickback Act (the "Anti-Kickback Act"), and agrees to indemnify and hold harmless Seller from the consequences of any violation of such provisions by Buyer, its employees or agents. Buyer acknowledges that they are familiar with the provisions of the U. K. Bribery Act, the FCPA and the Anti-Kickback Act, and certifies that Buyer will adhere to the requirements thereof. In particular, Buyer represents and agrees that Buyer shall not make any payment or give anything of value, directly or indirectly to any governmental official, any foreign political party or official thereof, any candidate for foreign political office, or any commercial entity or person, for the purpose of influencing such person to purchase products or otherwise benefit the business of Seller.





Parker Hannifin Corporation
 6035 Parkland Blvd.
 Cleveland, Ohio 44124-4141
 Telephone: (216) 896-3000
 Fax: (216) 896-4000
 www.parker.com

Parker Hannifin Corporation

About Parker Hannifin Corporation

Parker Hannifin is a leading global motion-control company dedicated to delivering premier customer service. A Fortune 500 corporation listed on the New York Stock Exchange (PH), our components and systems comprise over 1,400 product lines that control motion in some 1,000 industrial and aerospace markets. Parker is the only manufacturer to offer its customers a choice of hydraulic, pneumatic, and electromechanical motion-control solutions. Our Company has the largest distribution network in its field, with over 7,500 distributors serving nearly 400,000 customers worldwide.

Parker's Charter

To be a leading worldwide manufacturer of components and systems for the builders and users of durable goods. More specifically, we will design, market and manufacture products controlling motion, flow and pressure. We will achieve profitable growth through premier customer service.

Product Information

North American customers seeking product information, the location of a nearby distributor, or repair services will receive prompt attention by calling the Parker Product Information Center at our toll-free number: 1-800-C-PARKER (1-800-272-7537). In Europe, call 00800-C-PARKER-H (00800-2727-5374).

The Aerospace Group is a leader in the development, design, manufacture and servicing of control systems and components for aerospace and related high-technology markets, while achieving growth through premier customer service.



The Climate & Industrial Controls Group designs, manufactures and markets system-control and fluid-handling components and systems to refrigeration, air-conditioning and industrial customers worldwide.



The Fluid Connectors Group designs, manufactures and markets rigid and flexible connectors, and associated products used in pneumatic and fluid systems.



The Seal Group designs, manufactures and distributes industrial and commercial sealing devices and related products by providing superior quality and total customer satisfaction.



The Hydraulics Group designs, produces and markets a full spectrum of hydraulic components and systems to builders and users of industrial and mobile machinery and equipment.



The Filtration Group designs, manufactures and markets quality filtration and clarification products, providing customers with the best value, quality, technical support, and global availability.



The Automation Group is a leading supplier of pneumatic and electromechanical components and systems to automation customers worldwide.



The Instrumentation Group is a global leader in the design, manufacture and distribution of high-quality critical flow components for worldwide process instrumentation, ultra-high-purity, medical and analytical applications.



Parker Hydraulics International Sales Offices

North America

Hydraulics Group Headquarters
6035 Parkland Boulevard
Cleveland, OH 44124-4141 USA
Tel: 216-896-3000
Fax: 216-896-4031

Parker Hannifin Canada Division
160 Chisholm Drive Milton
Ontario, Canada L9T 3G9
Tel: 905-693-3000
Fax: 905-876-1958

Mexico

Parker Hannifin de México
Industrial Hydraulic Sales
Eje Uno Norte No. 100
Parque Industrial Toluca 2000
Toluca, Edo. de Mexico CP 50100
Tel: 52 72 2275 4200
Fax: 52 72 2279 9308

Parker Hannifin de México
Mobile Hydraulic Sales
Via de FFCC a Matamoros 730
Apodaca, NL CP de Mexico 66600
Tel: 52 81 8156 6000
Fax: 52 81 8156 6068

Europe

Hydraulics Group Headquarters
La Tuilière 6
1163 Etoy - Switzerland
Tel: 41 21 821 8500
Fax: 41 21 821 8580

South Africa

Parker Hannifin Africa Pty Ltd
P.O. Box 1153
ZA-Kempton Park 1620,
Republic of South Africa
Tel: 27 11 961 0700
Fax: 27 11 392 7213

Mobile Sales

**Mobile Sales Organization
and Global Sales**
850 Arthur Avenue
Elk Grove Village, IL 60007 USA
Tel: 847-258-6200
Fax: 847-258-6299

Industrial Sales

Central Region
1042 Maple Avenue
Unit 331
Lisle, IL 60532 USA
Tel: 630-964-0796

Great Lakes Region
6035 Parkland Boulevard
Cleveland, OH 44124-4141 USA
Tel: 216-896-2740
Fax: 866-498-7507

Gulf Region
20002 Standing Cypress Drive
Spring, TX 77379 USA
Tel: 817-473-4431
Fax: 888-227-9454

Southwest Region
700 S. 4th Avenue
Mansfield, TX 76063 USA
Tel: 817-473-4431
Fax: 888-227-9454

**Mid Atlantic & Southeast
Regions**
1225 Old Alpharetta Rd
Suite 290
Alpharetta, GA 30005 USA
Tel: 770-619-9767
Fax: 770-619-9806

Midwest Region
8145 Lewis Road
Minneapolis, MN 55427 USA
Tel: 763-513-3535
Fax: 763-544-3418

Northeast Region
P.O. Box 396
Pine Brook, NJ 07058 USA
Tel: 973-227-2565
Fax: 973-227-2467

Northwest Region
6458 North Basin Avenue
Portland, OR 97217 USA
Tel: 503-283-1020
Fax: 866-611-7308

Pacific Region
8460 Kass Drive
Buena Park, CA 90621 USA
Tel: 714-228-2509
Fax: 714-228-2511

Asia Pacific

Parker Hannifin Shanghai Ltd.
280 Yunqiao Road,
Jin Qiao Export Processing Zone
Shanghai 201206, China
Tel: 86 21 2899 5000
Fax: 86 21 6445 9717

Parker Hannifin Hong Kong Ltd.
8/F, Kin Yip Plaza
9 Cheung Yee Street
Cheung Sha Wan, Hong Kong
Tel: 852 2428 8008
Fax: 852 2480 4256

Parker Hannifin Korea Ltd.
9F KAMCO Yangjae Tower
949-3 Dogok1-dong, Gangnam-gu
Seoul, 135-860, Korea
Tel: 82 2 559 0400
Fax: 82 2 556 8187

Parker Hannifin India Pvt Ltd.
Plot No. EL-26, MIDC,
TTC Industrial Area
Mahape, Navi Mumbai, 400 709, India
Tel: 91 22 6513 7081
Fax: 91 22 2768 6841

Parker Hannifin Australia
Parker Hannifin Pty Ltd.
9 Carrington Road
Castle Hill, NSW 2154, Australia
Tel: 612 9634 7777
Fax: 612 9842 5111

Latin America

**Parker Hannifin Ind. e Com. Ltda
Hydraulics Division**
Av. Frederico Ritter, 1100
94930-000 Cachoeirinha RS, Brazil
Tel: 55 51 3470 6090
Fax: 55 51 3470 9281

Parker Hannifin Argentina S.A.I.C.
Stephenson 2711
1667-Tortuguitas-Malvinas Argentinas
Pcia. de Buenos Aires, Argentina
Tel: 54 3327 44 4129
Fax: 54 3327 44 4199

Pan American Division
7400 NW 19th Street, Suite A
Miami, FL 33126 USA
Tel: 305-470-8800
Fax: 305-470-8808

HY13-1590-010/US 3/2016



Parker Hannifin Corporation
Hydraulic Pump Motor Division
2745 Snapps Ferry Road
Greeneville, TN 37745
phone 423 639 8151
fax 423 787 2418
www.parker.com/pumpmotor