

Needle Valves - 30VM Series

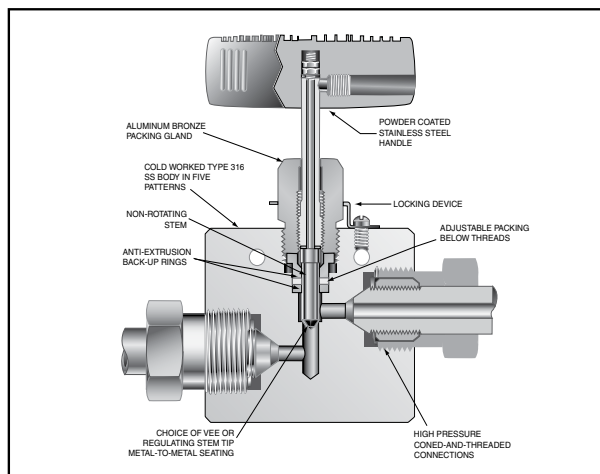

Pressures to 30,000 psi (2068 bar)

Tube Outside Diameter Size Inches	Connection Type	Orifice Size Inches (mm)	Rated C_v^*	Pressure Rating psi (bar) @ Room Temperature**
1/4	F250C	0.094 (2.39)	0.12	30,000 (2068)
3/8	F375C	0.125 (3.18)	0.23	30,000 (2068)
9/16	F562C	0.125 (3.18)	0.33	30,000 (2068)

Notes:

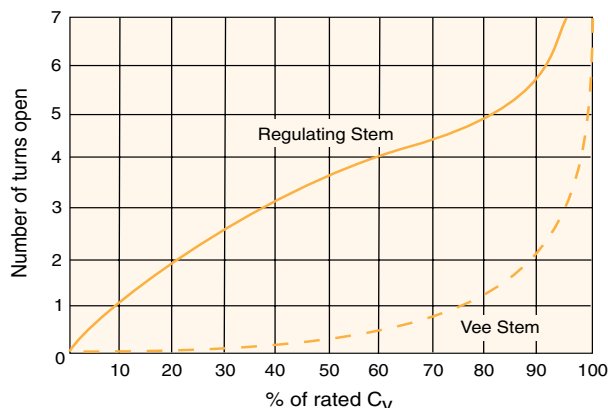
* C_v values shown are for 2-way straight valve pattern. For 2-way angle patterns, increase C_v value 50%.

** For complete temperature ratings see pressure/temperature rating guide in Technical Information section.



To ensure proper fit use Autoclave tubing

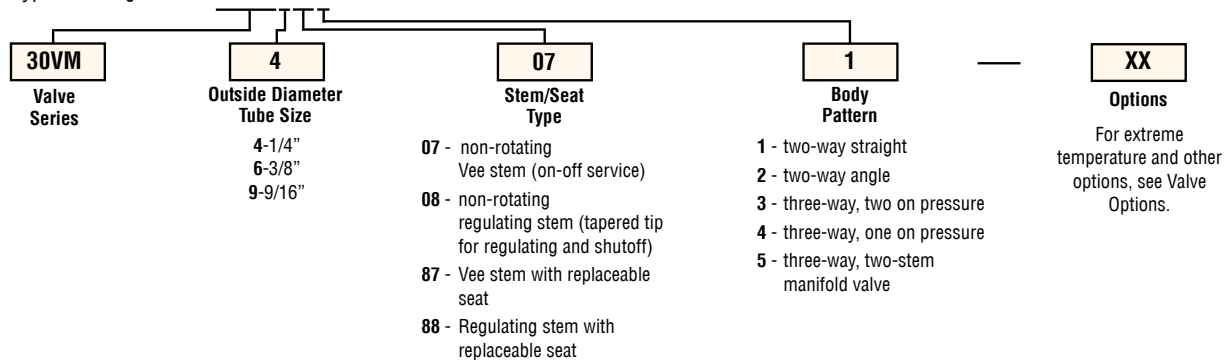
Generalized Flow Coefficient Curves (C_v)



Ordering Procedure

For complete information on available stem types, optional connections and additional valve options, see Needle Valve Options section or contact your Sales Representative. The 30VM Series valves are furnished complete with connection components, unless otherwise specified.

Typical catalog number: **30VM4071**



All general terms and conditions of sale, including limitations of our liability, apply to all products and services sold.

Valve Options

Extreme Temperatures

Standard Parker Autoclave Engineers valves with PTFE packing may be operated from 0°F (-17.8°C) to 450°F (232°C). High temperature packing is available for service from -423°F (-252°C) to 1200°F (644°C) by adding the following suffixes to catalog order number.

TG - standard valve with PTFE glass packing to 600°F (316°C).

GY - standard valve with graphite braided yarn packing to 800°F (427°C).

HT - extended stuffing box valve with graphite braided yarn packing to 1200°F (649°C).

B - standard valve with cryogenic trim material and PTFE packing to -100°F (-73°C).

LT - extended stuffing box valve with PTFE packing & Cryogenic trim materials to -423°F (-252°C).

K - anti-vibration collet and gland assembly.

Valve Maintenance

Repair Kits: add "R" to the front of valve catalog number for proper repair kit.
(Example: **R30VM4071**)

Valve Bodies: Valve bodies are available. Order using the eight (8) digit part number found in the valve drawing or contact your Sales Representative for information.

Consult your Parker Autoclave Engineers representative for pricing on repair kits and valve bodies. Refer to the Tools, Installation, Operation and Maintenance section for proper maintenance procedures.

Catalog Number	Stem Type	Outside Diameter Tube	Orifice Diameter	Dimensions - inches (mm)											Block Thickness	Valve Pattern
				A	B	C	D	D ₁	E	F	G	G ₁	H*	M		

2-Way Straight

30VM4071	VEE	1/4	0.094	2.00	1.00	0.50	1.50	1.12	2.00	3.00	1.00	0.22	4.62	0.69	0.38	1.00	See Figure 1
30VM4081	REG	(6.35)	(2.39)	(50.80)	(25.40)	(12.70)	(38.10)	(28.45)	(50.80)	(76.20)	(25.40)	(5.59)	(117.35)	(17.53)	(9.65)	(25.40)	
30VM6071	VEE	3/8	0.125	2.00	1.00	0.53	1.50	1.12	2.00	3.00	1.00	0.22	4.68	0.69	0.38	1.00	
30VM6081	REG	(9.53)	(3.18)	(50.80)	(25.40)	(13.46)	(38.10)	(28.45)	(50.80)	(76.20)	(25.40)	(5.59)	(118.87)	(17.53)	(9.65)	(25.40)	
30VM9071	VEE	9/16	0.125	2.62	1.31	0.81	1.56	1.12	2.44	3.00	1.00	0.28	5.06	0.69	0.38	1.50	
30VM9081	REG	(14.29)	(3.18)	(66.55)	(33.27)	(20.57)	(39.62)	(28.45)	(61.98)	(76.20)	(25.40)	(7.11)	(128.52)	(17.53)	(9.65)	(38.10)	

2-Way Angle

30VM4072	VEE	1/4	0.094	2.00	1.00	0.50	1.12		2.00	3.00	1.00	0.22	4.62	0.69	0.38	1.00	See Figure 2
30VM4082	REG	(6.35)	(2.39)	(50.80)	(25.40)	(12.70)	(28.45)		(50.80)	(76.20)	(25.40)	(5.59)	(117.35)	(17.53)	(9.65)	(25.40)	
30VM6072	VEE	3/8	0.125	2.00	1.00	0.53	1.12		2.12	3.00	1.00	0.22	4.74	0.69	0.38	1.00	
30VM6082	REG	(9.53)	(3.18)	(50.80)	(25.40)	(13.46)	(28.45)		(53.85)	(76.20)	(25.40)	(5.59)	(120.40)	(17.53)	(9.65)	(25.40)	
30VM9072	VEE	9/16	0.125	2.62	1.31	0.81	1.12		2.44	3.00	1.00	0.28	5.06	0.69	0.38	1.50	
30VM9082	REG	(14.29)	(3.18)	(66.55)	(33.27)	(20.57)	(28.45)		(61.98)	(76.20)	(25.40)	(7.11)	(128.52)	(17.53)	(9.65)	(38.10)	

3-Way / 2 on Pressure

30VM4073	VEE	1/4	0.094	2.00	1.00	0.50	1.50	1.12	2.12	3.00	1.00	0.22	4.74	0.69	0.38	1.00	See Figure 3
30VM4083	REG	(6.35)	(2.39)	(50.80)	(25.40)	(12.70)	(38.10)	(28.45)	(53.85)	(76.20)	(25.40)	(5.59)	(120.40)	(17.53)	(9.65)	(25.40)	
30VM6073	VEE	3/8	0.125	2.00	1.00	0.53	1.50	1.12	2.50	3.00	1.00	0.22	5.12	0.69	0.38	1.00	
30VM6083	REG	(9.53)	(3.18)	(50.80)	(25.40)	(13.46)	(38.10)	(28.45)	(63.50)	(76.20)	(25.40)	(5.59)	(130.05)	(17.53)	(9.65)	(25.40)	
30VM9073	VEE	9/16	0.125	2.62	1.31	0.81	1.56	1.12	2.88	3.00	1.00	0.28	5.49	0.69	0.38	1.50	
30VM9083	REG	(14.29)	(3.18)	(66.55)	(33.27)	(20.57)	(39.62)	(28.45)	(73.15)	(76.20)	(25.40)	(7.11)	(139.45)	(17.53)	(9.65)	(38.10)	

G - Packing gland mounting hole drill size

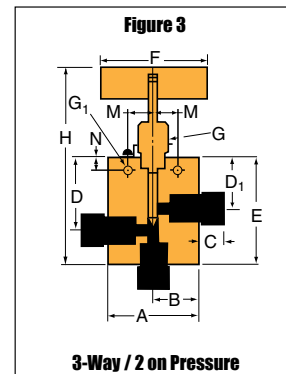
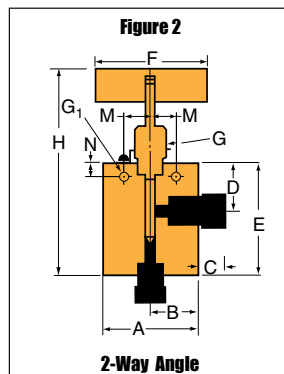
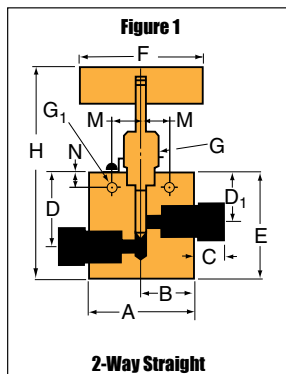
G₁ - Bracket mounting hole size

Panel mounting drill size: 0.22" all valves.

* H Dimension is with stem in closed position.

All dimensions for reference only and subject to change.

For prompt service, Parker Autoclave Engineers stock select products. Consult factory.



Catalog Number	Stem Type	Outside Diameter Tube	Orifice Diameter	Dimensions - inches (mm)												Block Thickness	Valve Pattern
				A	B	C	D	D ₁	E	F	G	G ₁	H*	M	N		

3-Way / 1 on Pressure

30VM4074	VEE	1/4	0.094	2.00	1.00	0.50	1.12		2.00	3.00	1.00	0.22	4.62	0.69	0.38	1.00	See Figure 4
30VM4084	REG	(6.35)	(2.39)	(50.80)	(25.40)	(12.70)	(28.45)		(50.80)	(76.20)	(25.40)	(5.59)	(117.35)	(17.53)	(9.65)	(25.40)	
30VM6074	VEE	3/8	0.125	2.00	1.00	0.53	1.12		2.12	3.00	1.00	0.22	4.74	0.69	0.38	1.00	
30VM6084	REG	(9.53)	(3.18)	(50.80)	(25.40)	(13.46)	(28.45)		(53.85)	(76.20)	(25.40)	(5.59)	(120.40)	(17.53)	(9.65)	(25.40)	
30VM9074	VEE	9/16	0.125	2.62	1.31	0.81	1.12		2.44	3.00	1.00	0.28	5.12	0.69	0.38	1.50	
30VM9084	REG	(14.29)	(3.18)	(66.55)	(33.27)	(20.57)	(28.45)		(61.98)	(76.20)	(25.40)	(7.11)	(130.05)	(17.53)	(9.65)	(38.10)	

2-Way Angle / Replaceable Seat

30VM4872	VEE	1/4	0.094	2.00	1.00	0.50	1.12	2.06	2.38	3.00	1.00	0.22	5.80	0.69	0.38	1.00	See Figure 5
30VM4882	REG	(6.35)	(2.39)	(50.80)	(25.40)	(12.70)	(28.45)	(52.32)	(60.45)	(76.20)	(25.40)	(5.59)	(147.32)	(17.53)	(9.65)	(25.40)	
30VM6872	VEE	3/8	0.125	2.00	1.00	0.53	1.12	2.31	2.38	3.00	1.00	0.22	6.05	0.69	0.38	1.00	
30VM6882	REG	(9.53)	(3.18)	(50.80)	(25.40)	(13.46)	(28.45)	(58.67)	(60.45)	(76.20)	(25.40)	(5.59)	(153.67)	(17.53)	(9.65)	(25.40)	
30VM9872	VEE	9/16	0.125	2.62	1.31	0.81	1.19	2.62	2.44	3.00	1.00	0.28	6.45	0.69	0.38	1.50	
30VM9882	REG	(14.29)	(3.18)	(66.55)	(33.27)	(20.57)	(30.23)	(66.55)	(61.98)	(76.20)	(25.40)	(7.11)	(163.83)	(17.53)	(9.65)	(38.10)	

3-Way / 2-Stem Manifold

30VM4075	VEE	1/4	0.094	2.00	1.00	0.50	1.53	1.12	3.06	3.00	1.00	0.22	5.68	0.69	0.38	1.00	See Figure 6
30VM4085	REG	(6.35)	(2.39)	(50.80)	(25.40)	(12.70)	(38.86)	(28.45)	(77.72)	(76.20)	(25.40)	(5.59)	(144.27)	(17.53)	(9.65)	(25.40)	
30VM6075	VEE	3/8	0.125	2.00	1.00	0.53	1.62	1.12	3.25	3.00	1.00	0.22	5.87	0.69	0.38	1.00	
30VM6085	REG	(9.53)	(3.18)	(50.80)	(25.40)	(13.46)	(41.15)	(28.45)	(82.55)	(76.20)	(25.40)	(5.59)	(149.10)	(17.53)	(9.65)	(25.40)	
30VM9075	VEE	9/16	0.125	2.62	1.31	0.81	1.88	1.12	3.75	3.00	1.00	0.28	6.37	0.69	0.38	1.50	
30VM9085	REG	(14.29)	(3.18)	(66.55)	(33.27)	(20.57)	(47.75)	(28.45)	(95.25)	(76.20)	(25.40)	(7.11)	(161.80)	(17.53)	(9.65)	(38.10)	

G - Packing gland mounting hole drill size
 G₁ - Bracket mounting hole size
 Panel mounting drill size: 0.22" all valves.

* H Dimension is with stem in closed position.
 All dimensions for reference only and subject to change.

For prompt service, Parker Autoclave engineers stock select products. Consult factory.

