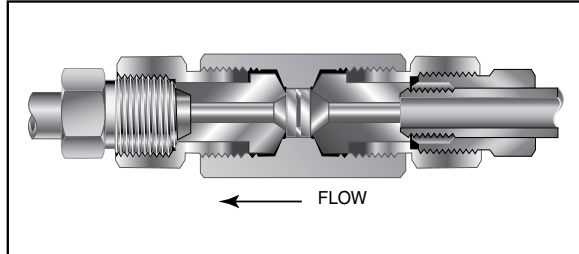


High Pressure Line Filters

Pressures to 60,000 psi (4137 bar)

Dual-Disc Line Filters

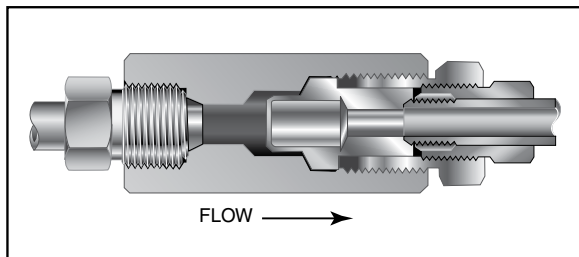


Parker Autoclave Engineers Dual-Disc Line Filters are utilized in numerous industrial, chemical processing, aerospace, nuclear and other applications. With the dual-disc design, large contaminant particles are trapped by the upstream filter element before they can reach and clog the smaller micron-size downstream element. Filter elements can be easily replaced.

Materials: 316 Stainless Steel: body, cover, cover gland.
300 Series Stainless Steel: filter elements.

Filter Elements: Downstream/upstream micron size 35/65 is standard. 5/10 or 10/35 also available when specified. Other element combinations available on special order.

Cup-Type Line Filters



Parker Autoclave Engineers High Flow Cup-Type Line Filters are recommended in high pressure systems requiring both high flow rates and maximum filter surface area. Widely used in the industrial and chemical processing fields, the cup design offers as much as six times the effective filter area as compared to disc-type units. In addition, the filter elements can be quickly and easily replaced.

Materials: 316 Stainless Steel: body, cover, cover gland.
300 Series Stainless Steel: filter element.

Filter Elements: 300 Series Stainless Steel sintered cup. Standard elements available in choice of 5, 35 or 65 micron sizes. **NOTE:** Filter ratings are nominal.

NOTE 1: All filters furnished complete with connection components unless specified without. All dimensions for reference only and subject to change.

NOTE 2: Parker Autoclave Engineers disc and cup type filters are designed to filter small amounts of process particles. It is recommended that all fluids are thoroughly cleaned prior to entering the higher pressure system.

For optional materials, see Needle Valve Options section

NOTE 3: Special material filters may be supplied with four flats in place of standard hex.

NOTE 4: Pressure differential not to exceed 1,000 psi (69 bar) in a flowing condition.

NOTE 5: Larger micron size filter element is installed on the upstream (inlet) side.

Catalog Number	Pressure Rating psi (bar)*	Orifice inches (mm)	Micron Size**	Connection Size and Type	Effective Filter Element Area in. ² (mm ²)	Dimensions - inches (mm)				
						A	B	C	D Typical	Hex

Dual-Disc Line Filters

CLF4400	60,000	0.094	35/65	F250C	0.07	4.75	3.00	0.50	.63	1.12
CLF4400-5/10	(4136.79)	(2.39)	5/10		(45.16)	(20.65)	(76.20)	(12.70)	(16.00)	(28.45)
CLF4400-10/35			10/35							
CLF6600	60,000	0.125	35/65	F375C	0.07	5.12	3.00	0.53	.75	1.12
CLF6600-5/10	(4136.79)	(3.18)	5/10		(45.16)	(130.16)	(76.20)	(13.46)	(19.05)	(28.45)
CLF6600-10/35			10/35							
CLF9900	60,000	0.187	35/65	F562C	0.15	5.81	3.38	0.81	1.12	1.38
CLF9900-5/10	(4136.79)	(4.75)	5/10		(96.77)	(147.57)	(85.85)	(20.58)	(28.45)	(35.05)
CLF9900-10/35			10/35							

Cup-Type Line Filters

CF4-5	60,000	0.094	5	F250C	1.29	4.19	3.38	0.50	.63	1.38
CF4-35	(4136.79)	(2.39)	35		(832.26)	(106.42)	(85.85)	(12.70)	(16.00)	(35.05)
CF4-65			65							
CF6-5	60,000	0.125	5	F375C	1.29	4.62	3.62	0.53	.75	1.38
CF6-35	(4136.79)	(3.18)	35		(832.26)	(117.35)	(91.94)	(13.46)	(19.05)	(35.05)
CF6-65			65							
CF9-5	60,000	0.187	5	F562C	1.29	5.25	4.06	0.81	1.12	1.50
CF9-35	(4136.79)	(4.75)	35		(832.26)	(133.35)	(103.12)	(20.58)	(28.45)	(38.10)
CF9-65			65							

Note:

** Other micron sizes available on special order. Change last digits of the catalog number accordingly.

For optional materials, see Needle Valve Options section.

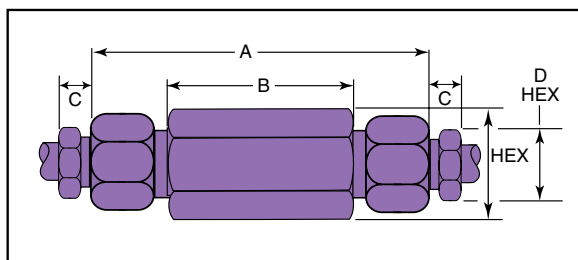
*Maximum pressure rating is based on the lowest rating of any component.

Actual working pressure may be determined by tubing pressure rating, if lower.

All dimensions for reference only and subject to change.

For prompt service, Parker Autoclave Engineers stocks select products. Consult your local representative.

Dual-Disc Line Filters



Cup-Type Line Filters

