

ISO PNEUMATIC VALVE HIGH PERFORMANCE VIKING XTREME SERIES

Parker

WARNING — USER RESPONSIBILITY

FAILURE OR IMPROPER SELECTION OR IMPROPER USE OF THE PRODUCTS DESCRIBED HEREIN OR RELATED ITEMS CAN CAUSE DEATH, PERSONAL INJURY AND PROPERTY DAMAGE.

- This document and other information from Parker-Hannifin Corporation, its subsidiaries and authorized distributors provide product or system options for further investigation by users having technical expertise.
- The user, through its own analysis and testing, is solely responsible for making the final selection of the system and components and assuring that all performance, endurance, maintenance, safety and warning requirements of the application are met. The user must analyze all aspects of the application, follow applicable industry standards, and follow the information concerning the product in the current product catalog and in any other materials provided from Parker or its subsidiaries or authorized distributors.
- To the extent that Parker or its subsidiaries or authorized distributors provide component or system options based upon data or specifications provided by the user, the user is responsible for determining that such data and specifications are suitable and sufficient for all applications and reasonably foreseeable uses of the components or systems.

Table of Contents

Product Information 4

Technical Characteristics 6

Ordering Code 8

Pneumatic Remote Pilot Operated Valves 9

Industrial Solenoid Pilot Operated Valves 14

Mobile Solenoid Pilot Operated Valves 21

Sandwich Modules 26

15 mm DIN C Solenoid Operator 28

22 x 30 CNOMO Operator 31

Dimensions 33

If you have questions about the products contained in this catalog, or their applications, please contact:
Parker Hannifin EMEA Sàrl European Headquarters
parker.com/msge

PRODUCT INFORMATION

The Viking Xtreme ISO Valve Series, as the ISO Standard extension of the Viking Extreme Inline Valve Series, is a robust, versatile subbase valve that combines high performance with compact installation dimensions and is well suited for general to harsh industrial applications as well as mobile related applications. The valve can be installed either on a single subbase as well as a stackable manifold, allowing pressure zoning for centralised applications.

The Viking Xtreme ISO Valve Series was designed according to ISO15407-1- Sizes 02 (18mm) and 01 (26 mm), and to ISO 5599-1 - Sizes 1, 2 & 3.

Viking Xtreme ISO Valve Series is a fully featured valve that has multiple solenoid voltages incorporating industrial or mobile rated coils. Remote pilot valves are also available. Internal or external pilot can be configured on the field.

Applications with salt spray and high vibration requirements can benefit from the Viking Xtreme ISO valve features, which include stainless steel end fasteners, internal springs, and solenoid armatures.

The bi-directional over molded spool performs well in temperatures ranging from -40°C to +60°C (-40°F to +140°F) and pressures ranging from vacuum to 16 bar.

Viking Xtreme ISO range

- P2L02X : ISO 15407-1 Size 02 (18 mm)
- P2L01X : ISO 15407-1 Size 01 (26 mm)
- P2L10X : ISO 5599-1 Size 1 (39 mm)
- P2L20X : ISO 5599-1 Size 2 (51 mm)
- P2L30X : ISO 5599-1 Size 3 (65 mm)



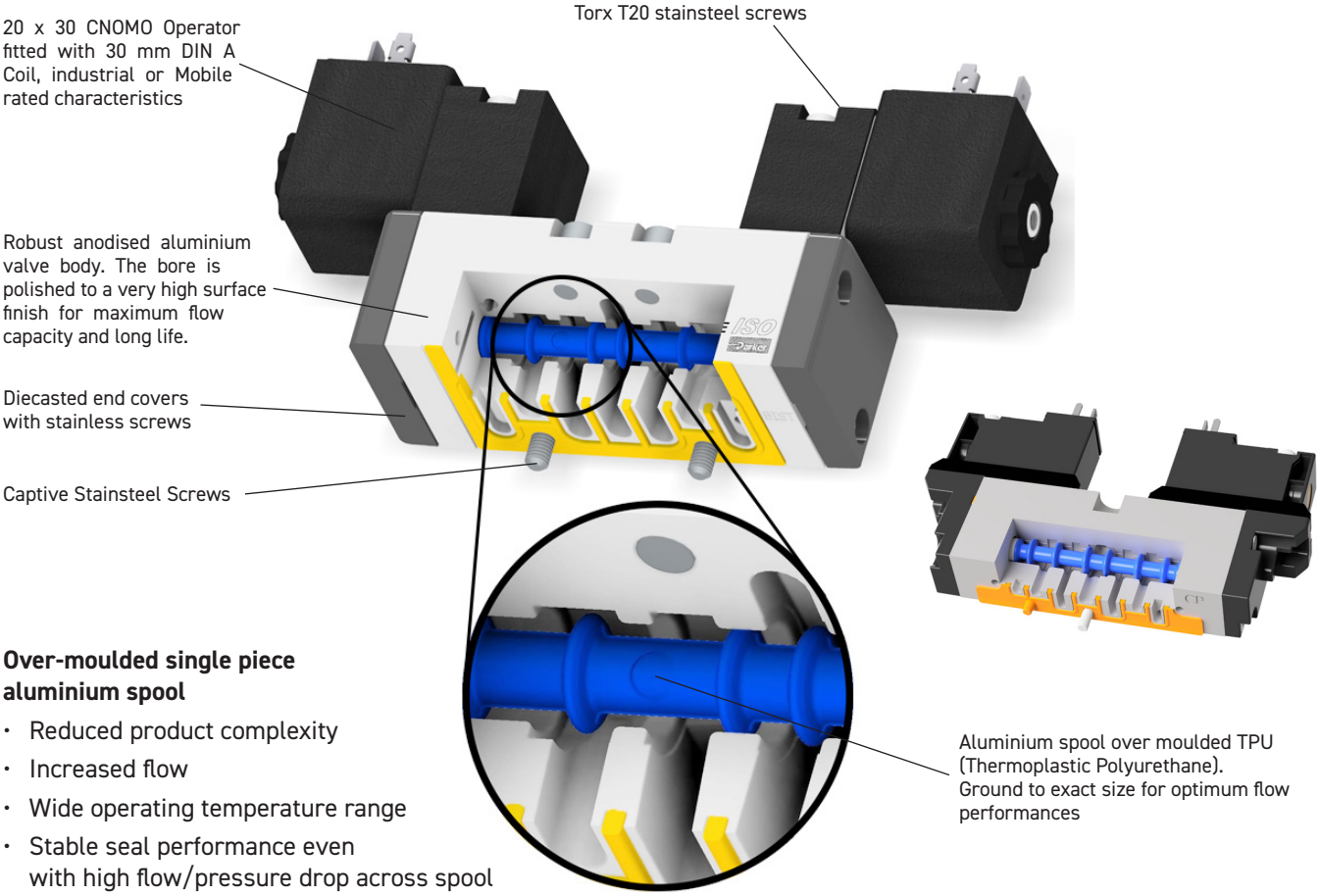

Over-moulded single piece aluminium spool

- Reduced product complexity
- Increased flow
- Wide operating temperature range
- Stable seal performance even with high flow/pressure drop across spool

Internal/external pilot supply field configuration

Internal



External



Internal



External



Whatever the environment. Push it to the Xtreme

Standard installation dimensions - flexible installation

Designed according to ISO 15407-1 and 5599-1 footprint with compact dimensions base mounting are all features of the Viking Xtreme range. In addition to single valve installation on individua sub-base, the Viking valve may be installed on manifolds so that the valves have a common supply and manifolded exhausts.

Mobile applications

The Viking Xtreme ISO valves have a robust body which is machined out of solid aluminium bar and then anodised. Valves have passed aggressive salt spray up to 1000 hours. and demanding shock and vibration testing to IEC 6173:1999, category 1, class B and will operate in ambient temperatures of −40 °C to +70 °C. Solenoids are available having wide voltage tolerance for mobile applications.

Maintenance

The Viking Xtreme ISO valve range has been developed from the very successful Viking Xtreme in-line product ranges which have a history of reliable and long service life in demanding and difficult applications. Spares kits are available for the valve and solenoid operators.

High reliability

Valves easily comply with the requirements for the component reliability in accordance with EU Machinery Directive standards EN292-2 and EN983. The valves have passed Shocks & Vibrations tests IEC 61373: 2010 cat. 1 class B.
The Viking Xtreme ISO valves have few moving parts combined with short spool movement. These features combine to give valves having high reliability and long service life. The valves are designed for use with or without supplementary lubrication.

Rust and corrosion resistant designs

Viking Xtreme ISO valves are made entirely of anodized aluminium for good corrosion resistance. The smooth design with no dirt-collecting pockets makes the valve suitable for most environments including applications with stringent hygiene requirements. The valve has stainless steel fixing screws to withstand aggressive environments.

Complete range

Pneumatic remote pilot and electric actuated, 5/2 & 5/3; the Viking Xtreme ISO valve range is suitable for a multiple application. For mobile or industrial applications all functions are available from ISO size 01 to 3 using the same design and technology.

Manifold bar installation

The H universal manifold allows common ducts for ports 1, 3 and 5, giving simple time saving and easily serviced installation. It allows the sizes mixity as well as a pressure zoning. Populated with valves external pilot version, Internal or external pilot supply can be configured from the left-hand end plate though channels 12 and/or 14.

Flexible multiple connection

Several variants of connectors are available, which permit electrical connection adapted to the application.

WORKING MEDIUM AIR QUALITY

Working medium: Dry. filtered compressed air to ISO 8573-1:2010 [4:2:4].

Recommended air quality for valves

For best possible service life and trouble free operation. ISO 8573-1:2010 [4:2:4] should be used (see table below). which is what a standard compressor with a standard filter gives.

ISO8573-1:2010 CLASS	Solid Particulate				Water		Oil
	Maximum number of particles per m³			Mass Concentration mg/m³	Vapour Pressure Dewpoint	Liquid g/m³	Total Oil (aerosol liquid and vapour) mg/m³
	0.1 - 0.5 micron	0.5 - 1 micron	1 - 5 micron				
0	As specified by the equipment user or supplier and more stringent than Class 1						
1	⩽ 20 000	⩽ 400	⩽ 10	-	⩽ -70 °C	-	0.01
2	⩽ 400 000	⩽ 6 000	⩽ 100	-	⩽ -40 °C	-	0.1
3	-	⩽ 90 000	⩽ 1 000	-	⩽ -20 °C	-	1
4	-	-	⩽ 10 000	-	⩽ +3 °C	-	5
5	-	-	⩽ 100 000	-	⩽ +7 °C	-	-
6	-	-	-	⩽ 5	⩽ +10 °C	-	-
7	-	-	-	5 - 10	-	⩽ 0.5	-
8	-	-	-	-	-	0.5 - 5	-
9	-	-	-	-	-	5 - 10	-
X	-	-	-	> 10	-	> 10	> 10

TECHNICAL CHARACTERISTICS

Flow Characteristics

Qn/Qmax (Nl/mn)

Valve Function	Size	1 > 2	1 > 4	2 > 3	4 > 5
5/2 Single Pilot	02	290 / 700	308 / 717	376 / 906	380 / 919
	01	776 / 1778	877 / 1791	846 / 1660	886 / 1677
	1	1230 / 2525	1324 / 2457	1250 / 2331	1220 / 2264
	2	3366 / 5988	3396 / 6002	3494 / 6087	3529 / 6129
	3	5197 / 9570	5197 / 9567	4695 / 9252	4870 / 9312
5/2 Dual Pilot	02	285 / 700	318 / 721	355 / 897	386 / 902
	01	872 / 1766	872 / 1788	851 / 1637	872 / 1656
	1	1346 / 2496	1319 / 2499	1236 / 2319	1239 / 2294
	2	3309 / 5966	3386 / 5982	3487 / 6067	3530 / 6126
	3	5305 / 9667	5320 / 9630	4935 / 9480	4985 / 9322
5/3 All Ports blocked	02	232 / 592	241 / 605	321 / 737	313 / 740
	01	642 / 1122	644 / 1129	564 / 1009	578 / 1031
	1	1264 / 2472	1286 / 2460	1215 / 2253	1228 / 2237
	2	2937 / 5446	2979 / 5472	2976 / 5566	3014 / 5576
	3	5136 / 9789	5129 / 9682	5172 / 8586	5269 / 8658
5/3 Vented Center	02	252 / 594	250 / 588	290 / 762	298 / 749
	01	669 / 1169	642 / 1139	895 / 1663	866 / 1656
	1	1316 / 2437	1282 / 2390	1060 / 2329	1141 / 2265
	2	2953 / 5472	2937 / 5996	2873 / 5995	2952 / 5443
	3	5189 / 9719	5234 / 9739	6201 / 10963	6235 / 10899
5/3 Pressure Center	02	257 / 598	261 / 597	321 / 770	312 / 750
	01	994 / 1825	978 / 1798	675 / 1179	659 / 1157
	1	1275 / 2440	1274 / 2415	1128 / 2281	1175 / 2241
	2	3017 / 5722	3010 / 5734	3115 / 5768	3167 / 5838
	3	5760 / 10478	5779 / 10528	5097 / 8346	5138 / 8515

Material Specification

Item	Material
Valve Body	Anodised aluminium
End Covers	PA (Polyamide) / PBT (Polybutylene Terephthalate)
Spool	Aluminium armature – Overloulded TPU (Thermoplastic Polyurethane)
Piston	Acetal plastic/ Anodised aluminium
End cover sealings	Nitrile rubber
End cover screws	Stainless steel
Springs	Dacromet® - processed steel. Stainless steel
Solenoid's Mounting screws	Stainless steel
Electric Characteristics	Report to pilot solenoid section

Operating Pressure [bar]

Maximum Operating Pressure :
- Pneumatic Remote Pilot Operated : 16 bar
- Electric Pilot Operated : 10 bar

Minimum Operating Pressure : See table below

Size	5/2 Spring return	5/2 Dual pilot	5/3 All ports blocked	5/3 Vented center	5/3 Pressure center
02	4.0	1.5	4.0	4.0	4.0
01	4.0	1.5	4.0	4.0	4.0
1	3.8	1.5	3.8	3.8	3.8
2	3.8	1.5	3.8	3.8	3.8
3	3.0	1.5	3.5	3.5	3.5

Changeover Time [ms] at 6 bar at 20°C

Size	5/2 Spring return		5/2 Dual pilot	5/3 All ports blocked		5/3 Vented center		5/3 Pressure center	
	Actuation	Return	Actuation	Actuation	Return	Actuation	Return	Actuation	Return
02	20	30	12	15	32	15	32	15	32
01	19	30	11	15	32	15	32	15	32
1	35	45	29	34	45	34	45	34	45
2	21	45	20	27	45	27	45	27	45
3	25	45	20	39	55	39	55	39	55

ORDERING CODE

Pneumatic Rremote pilot	blank	blank
Electric pilot without operator (Electrificable)	blank	blank
Electric pilot with operator without coil		blank
Electric pilot with operator and coil		

P2L	01	X	5	0	0	E	E	N	X	B	5	49

Series	
P2L	Viking Valves

Size	
02	ISO 15407-1, Size 02, 18 mm
01	ISO 15407-1, Size 01, 26 mm
10	ISO 5599-1, Size 01
20	ISO 5599-1, Size 02
30	ISO 5599-1, Size 03

Version	
X	Extreme duty spool

Function	
Pneumatic remote pilot or solenoid operated, internal pilot (with internal supply to solenoid)	
5	5/2 valve
6	5/3 valve all ports blocked (closed center)
7	5/3 valve pressure center
8	5/3 valve exhaust center (vented center)
Solenoid operated, external pilot (external pilot supply to solenoids through ports 12 and 14)	
N	5/2 valve
P	5/3 valve all ports blocked (closed center)
Q	5/3 valve pressure center
R	5/3 valve exhaust center (vented center)

Valve Port Size		
0	0	Sub-base valve

Piloting		
Pneumatic remote pilot (valve function 5, 6, 7, 8)		
P	P	Double remote pneumatic signal
R	P	Double remote pilot priority 14 (valve function “5” only)
P	S	Remote pneumatic signal, mechanical spring return (valve function “5” only)
P	D	Remote pneumatic signal, air spring return (differential, valve function “5” only)
Solenoid operated, all valve functions (5, 6, 7, 8, N, P, Q, R)		
E	E	Dual solenoid operated signal
B	E	Double solenoid operated priority 14 (valve function “5” or “N” only)
E	S	Solenoid operated signal, mechanical spring return (valve function “5” or “N” only)
E	D	Solenoid operated signal, air spring return (differential, valve function “5” or “N” only)

Variant characteristics	
ISO 15407-1, sizes 02 & 01 & ISO 5599-1, sizes 1, 2 & 3	
K	Remote pneumatic pilot up to 10 bar / from -40 °C to +60 °C
0	Ready for electric pilot operated without pilot operator pressure and temperature range depending on operator - labelled as N: Up to 10 bar / from -10 °C to +50 °C”
ISO 15407-1, sizes 02 & 01	
N	Electric pilot operated, industrial 15 mm solenoid operator up to 10 bar, from -15 °C to +60 °C, voltage range +10 %/- 15%
ISO 5599-1, sizes 1, 2 & 3	
N	Electric pilot operated, industrial cnomo 22x30 operator/coil up to 10 bar,/ from -10 °C to +60 °C, voltage range +/- 10 %
K	Electric pilot operated, mobile cnomo 22x30 operator/coil up to 10 bar, from -40 °C to +60 °C, voltage range +/- 30 % - CSA approved

Manual override	
Pneupmatic remote pilot or ready for solenoid operated without operator	
-	No direct valve spool manual override
D	Extended non locking direct valve spool manual override (pusher) ISO 5599-1 sizes 1 & 2 only
Electric pilot, ISO 15407-1 sizes 02 & 01 valves on 15 mm pilot operator, no direct on valve spool	
A	No manual override
B	Flush, non locking
C	Flush, locking
D	Extended, non locking
E	Extended, locking
Electric pilot, ISO 5599-1 sizes 1, 2 & 3 valves on CNOMO pilot operator, no direct on valve spool	
A	No manual override
B	Flush, non locking
C	Flush, locking
Electric pilot, ISO 5599-1 sizes 1 & 2 valves only on CNOMO pilot operator and direct on valve spool	
E	No manual override
F	Flush, non locking
G	Flush, locking

Solenoid exhaust	
ISO 15407-1, sizes 02 & 01 & ISO 5599-1, sizes 1, 2 & 3	
0	Remote pneumatic pilot
	Ready for electric pilot operated without pilot operator
ISO 15407-1, sizes 02 & 01	
X	15 mm solenoid operator vented exhaust
ISO 5599-1, sizes 1, 2 & 3	
D	Cnomo 22x30 operator exhaust vented (diffuser)

Coil voltage		
	VDC	VAC
Industrial coil		
42	–	24
45	12	–
49	24	–
53	–	110
57	–	230
Mobile coil		
47	12	–
48	24	–
70	72	–
71	96	–
72	110	–
74	48	–

Other Voltages on request. Can be subject to minimum order quantity.

Coil enclosure / lead length	
ISO 15407-1 - sizes 02 & 01	
5	15mm, 3-PIN, DIN43650C compatible with: - variant characteristics ”N” or ”M” - pilot type “X” - voltage codes ”42, 45, 49, 53, 57”
N	No coil on cnomo 22x30 operator
A	30mm, 3-pin, ISO form A, industrial compatible with: - variant characteristics ”N” - voltage codes “42, 45, 49, 51, 53, 57”
	30mm, 3-Pin, ISO form A, mobile compatible with: - variant characteristics “K” - voltage codes ”47, 48, 70, 71, 72, 74”

Prefered Variants

PNEUMATIC REMOTE PILOT VALVES

Valve - ISO 15407-1 - Size 02 (18 mm)

	Symbol	Valve Function Description	Order Code
P2L02X500PSK0 P2L02X600PSK0	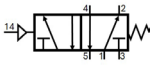	5/2 Sgl Air Pilot - Sprg Return	P2L02X500PSK0
	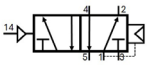	5/2 Sgl Air Pilot - Air Sprg Return	P2L02X500PDK0
	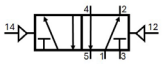	5/2 Dbl Air Pilot	P2L02X500PPK0
	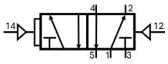	5/2 Dbl Air Pilot - Priority 14	P2L02X500RPK0
	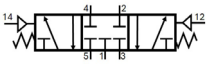	5/3 All Ports Blocked	P2L02X600PPK0
	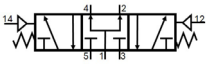	5/3 Pressure Center	P2L02X700PPK0
	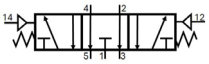	5/3 Exhaust Center	P2L02X800PPK0

Individual Sub-bases - ISO 15407-1 - Size 02 (18 mm)

	Description	Ports	Order Code
	Side ported individual subbase	1/8 “	PL02-01-70

Parts on Stock

Valve - ISO 15407-1 - Size 01 (26 mm)

	Symbol	Valve Function Description	Order Code
P2L01X500PSK0 P2L01X500PPK0	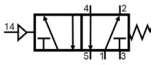	5/2 Sgl Air Pilot - Sprg Return	P2L01X500PSK0
	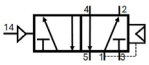	5/2 Sgl Air Pilot - Air Sprg Return	P2L01X500PDK0
	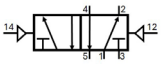	5/2 Dbl Air Pilot	P2L01X500PPK0
	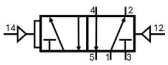	5/2 Dbl Air Pilot - Priority 14	P2L01X500RPK0
	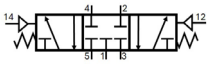	5/3 All Ports Blocked	P2L01X600PPK0
	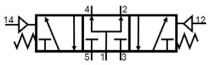	5/3 Pressure Center	P2L01X700PPK0
	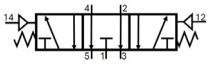	5/3 Exhaust Center	P2L01X800PPK0

Individual Sub-bases - ISO 15407-1 - Size 01 (26 mm)

	Description	Ports	Order Code
	Side ported individual subbase	1/4 "	PL01-02-70

Front ported manifold & End plate - ISO 15407-1 - Size 01 (26 mm)

	Description	Ports	Order Code
	2 positions manifold base	1/4"	PJL01-202-70
	End plates set	3/8"	PEJ01-03-70
	Blanking plate		DX01BLK

Parts on Stock

Valve - ISO 5599-1 - Size 1

	Symbol	Valve Function Description	Direct Spool Manual Override	Order Code
P2L10X500PSK0 P2L10X500PSK0D P2L10X600PPK0	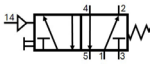	5/2 Sgl Air Pilot - Sprg Return	Without	P2L10X500PSK0
			With	P2L10X500PSK0D
	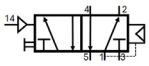	5/2 Sgl Air Pilot - Air Sprg Return	Without	P2L10X500PDK0
			With	P2L10X500PDK0D
	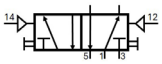	5/2 Dbl Air Pilot	Without	P2L10X500PPK0
			With	P2L10X500PPK0D
	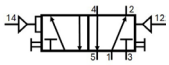	5/2 Dbl Air Pilot - Priority 14	Without	P2L10X500RPK0
			With	P2L10X500RPK0D
	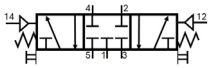	5/3 All Ports Blocked	Without	P2L10X600PPK0
			With	P2L10X600PPK0D
	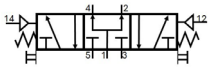	5/3 Pressure Center	Without	P2L10X700PPK0
			With	P2L10X700PPK0D
	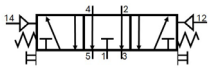	5/3 Exhaust Center	Without	P2L10X800PPK0
			With	P2L10X800PPK0D

Individual Sub-bases - ISO 5599-1 - Size 1

	Description	Ports	Order Code
	Side Ported individual subbase	1/4"	PL1-1/4-70
		3/8"	PL1-3/8-70
	Bottom Ported individual subbase	1/4"	PD1-1/4-70
	VDMA individual subbase	1/4"	P2N-VS512SD

VDMA bottom ported manifold - ISO 5599-1 - Size 1

	Description	Ports	Order Code
	VDMA form C bottom port according to VDMA	1/4"	P2N-VM512MB
	VDMA form D end plate according to VDMA	3/8"	P2N-VM513ES
	VDMA isolation - main galley kit includes 1 isolator plug		P2N-VK0P
	Blanking plate		P2N-AA5B

Parts on Stock

Valve - ISO 5599-1 - Size 2

	Symbol	Valve Function Description	Direct Spool Manual Override	Order Code
P2L20X500PSK0	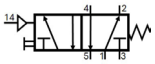	5/2 Sgl Air Pilot - Sprg Return	Without	P2L20X500PSK0
			With	P2L20X500PSK0D
	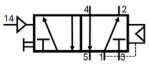	5/2 Sgl Air Pilot - Air Sprg Return	Without	P2L20X500PDK0
			With	P2L20X500PDK0D
P2L20X500PPK0D	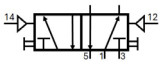	5/2 Dbl Air Pilot	Without	P2L20X500PPK0
			With	P2L20X500PPK0D
	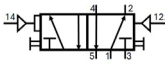	5/2 Dbl Air Pilot - Priority 14	Without	P2L20X500RPK0
			With	P2L20X500RPK0D
P2L20X600PPK0D	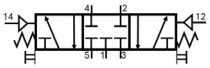	5/3 All Ports Blocked	Without	P2L20X600PPK0
			With	P2L20X600PPK0D
	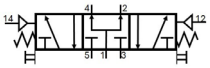	5/3 Pressure Center	Without	P2L20X700PPK0
			With	P2L20X700PPK0D
	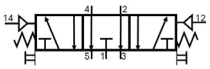	5/3 Exhaust Center	Without	P2L20X800PPK0
			With	P2L20X800PPK0D

Individual Sub-bases - ISO 5599-1 - Size 2

	Description	Ports	Order Code
	Side Ported individual subbase	3/8"	PL2-3/8-70
		1/2"	P2N-HS514SS
	Bottom Ported individual subbase	3/8“	PD2-3/8-70
	VDMA individual subbase	3/8“	P2N-WS513SD

VDMA bottom ported manifold - ISO 5599-1 - Size 2

	Description	Ports	Order Code
	VDMA form C bottom port according to VDMA	3/8"	P2N-WM513MB
	VDMA form D end plate according to VDMA	1/2"	P2N-WM514ES
	VDMA isolation - main galley kit includes 1 isolator plug		P2N-WK0P
	Blanking plate		P2N-BA5B

Parts on Stock

Valve - ISO 5599-1 - Size 3

	Symbol	Valve Function Description	Order Code
P2L30X500PSK0 P2L30X500PPK0	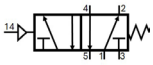	5/2 Sgl Air Pilot - Sprg Return	P2L30X500PSK0
	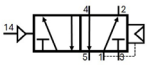	5/2 Sgl Air Pilot - Air Sprg Return	P2L30X500PDK0
	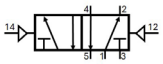	5/2 Dbl Air Pilot	P2L30X500PPK0
	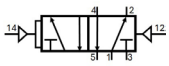	5/2 Dbl Air Pilot - Priority 14	P2L30X500RPK0
	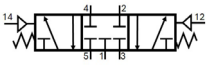	5/3 All Ports Blocked	P2L30X600PPK0
	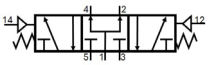	5/3 Pressure Center	P2L30X700PPK0
	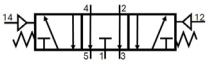	5/3 Exhaust Center	P2L30X800PPK0

Individual Sub-bases - ISO 5599-1 - Size 3

	Description	Ports	Order Code
	Side Ported individual subbase	1/2“	PL3-1/2-70
		3/4"	P2N-JS516SD
	Bottom Ported individual subbase	1/2“	PD3-1/2-70
	VDMA individual subbase	1/2“	P2N-YS514SD

VDMA bottom ported manifold - ISO 5599-1 - Size 3

	Description	Ports	Order Code
	VDMA form C bottom port according to VDMA	1/2“	P2N-YM514MB
	VDMA form D end plate according to VDMA	1"	P2N-YM518ES
	Blanking plate		P2N-CA5B

Parts on Stock

INDUSTRIAL SOLENOID PILOT VALVES

Valve - ISO 15407-1 - Size 02 (18 mm)

Valve fitted with industrial 15 mm DIN C solenoid operator - flush non locking manual override - 24 Vdc +/- 10 %

	Symbol	Valve Function Description	Pilot Supply	Order Code	
				Without Sol. Op.	With 24 Vdc Sol. Op.
P2L02X500ES00 P2L02X500EENXB549	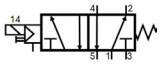	5/2 Sgl Elec Pilot - Sprg Return	Internal	P2L02X500ES00	P2L02X500ESNXB549
			External	P2L02XN00ES00	P2L02XN00ESNXB549
	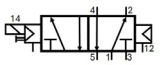	5/2 Sgl Elec Pilot - Air Sprg Return	Internal	P2L02X500ED00	P2L02X500EDNXB549
			External	P2L02XN00ED00	P2L02XN00EDNXB549
	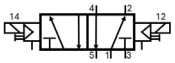	5/2 Dbl Elec Pilot	Internal	P2L02X500EE00	P2L02X500EENXB549
			External	P2L02XN00EE00	P2L02XN00EENXB549
	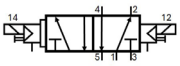	5/2 Dbl Elec Pilot - Priority 14	Internal	P2L02X500BE00	P2L02X500BENXB549
			External	P2L02XN00BE00	P2L02XN00BENXB549
	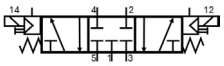	5/3 All Ports Blocked	Internal	P2L02X600EE00	P2L02X600EENXB549
			External	P2L02XP00EE00	P2L02XP00EENXB549
	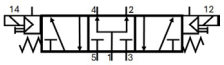	5/3 Pressure Center	Internal	P2L02X700EE00	P2L02X700EENXB549
			External	P2L02XQ00EE00	P2L02XQ00EENXB549
	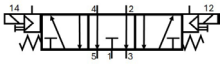	5/3 Exhaust Center	Internal	P2L02X800EE00	P2L02X800EENXB549
			External	P2L02XR00EE00	P2L02XR00EENXB549

Individual Sub-bases - ISO 15407-1 - Size 02 (18 mm)

	Description	Ports	Order Code
	Side ported individual subbase	1/8“	PL02-01-70

H Universal Manifold

	Description	Ports		Order Code
	2 Positions Universal manifold base (incl. PSHU11P gasket)	1/8"		PSHU115201P
	Universal end plates set (including PSHU11P gasket)	3/8" #12 & 14 : 1/8"		PSHU31L001P
	Universal Intermediate Air Supply (including PSHU11P gasket)	3/8" #12 & 14 : 1/8"		PSHU115B01P
	High Flow Right Hand End Plate	1/2"		PSHU4101P
		3/4"		PSHU4201P
Pilot Open Pilot Blocked 	Manifold to Manifold Gaskets	#1, 3 & 5 Open	Pilot Open	PSHU11P
			Pilot Blocked	PSHU15P
		#1 Blocked #3 & 5 Open	Pilot Open	PSHU12P
			Pilot Blocked	PSHU16P
		#1, 3 & 5 Blocked	Pilot Open	PSHU13P
			Pilot Blocked	PSHU17P
		#1 Open #3 & 5 Blocked	Pilot Open	PSHU14P
			Pilot Blocked	PSHU18P
	Blanking Plate			PS5634P

Parts on Stock

Valve - ISO 15407-1 - Size 01 (26 mm)

Valve fitted with industrial 15 mm DIN C solenoid operator - flush non locking manual override - 24 Vdc +/- 10 %

	Symbol	Valve Function Description	Pilot Supply	Order Code	
				Without Sol. Op.	With 24 Vdc Sol. Op.
P2L01X500EE00 P2L01X500EENXB549	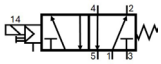	5/2 Sgl Elec Pilot - Sprg Return	Internal	P2L01X500ES00	P2L01X500ESNXB549
			External	P2L01XN00ES00	P2L01XN00ESNXB549
	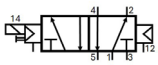	5/2 Sgl Elec Pilot - Air Sprg Return	Internal	P2L01X500ED00	P2L01X500EDNXB549
			External	P2L01XN00ED00	P2L01XN00EDNXB549
	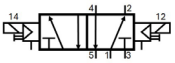	5/2 Dbl Elec Pilot	Internal	P2L01X500EE00	P2L01X500EENXB549
			External	P2L01XN00EE00	P2L01XN00EENXB549
	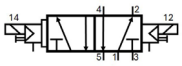	5/2 Dbl Elec Pilot - Priority 14	Internal	P2L01X500BE00	P2L01X500BENXB549
			External	P2L01XN00BE00	P2L01XN00BENXB549
	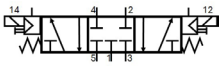	5/3 All Ports Blocked	Internal	P2L01X600EE00	P2L01X600EENXB549
			External	P2L01XP00EE00	P2L01XP00EENXB549
	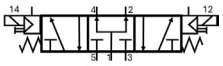	5/3 Pressure Center	Internal	P2L01X700EE00	P2L01X700EENXB549
			External	P2L01XQ00EE00	P2L01XQ00EENXB549
	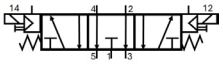	5/3 Exhaust Center	Internal	P2L01X800EE00	P2L01X800EENXB549
			External	P2L01XR00EE00	P2L01XR00EENXB549

Individual Sub-bases - ISO 15407-1 - Size 02 (18 mm)

	Description	Ports	Order Code
	Side ported individual subbase	1/4“	PL01-02-70

H Universal Manifold

	Description	Ports		Order Code
	2 Positions Universal manifold base (incl. PSHU11P gasket)	1/4"		PSHU115401P
	Universal end plates set (including PSHU11P gasket)	3/8" #12 & 14 : 1/8"		PSHU31L001P
	Universal Intermediate Air Supply (including PSHU11P gasket)	3/8" #12 & 14 : 1/8"		PSHU115B01P
	High Flow Right Hand End Plate	1/2"		PSHU4101P
		3/4"		PSHU4201P
Pilot Open  Pilot Blocked 	Manifold to Manifold Gaskets	#1, 3 & 5 Open	Pilot Open	PSHU11P
			Pilot Blocked	PSHU15P
		#1 Blocked #3 & 5 Open	Pilot Open	PSHU12P
			Pilot Blocked	PSHU16P
		#1, 3 & 5 Blocked	Pilot Open	PSHU13P
			Pilot Blocked	PSHU17P
		#1 Open #3 & 5 Blocked	Pilot Open	PSHU14P
			Pilot Blocked	PSHU18P
	Blanking Plate			PS5534P

Parts on Stock

Valve - ISO 5599-1 - Size 1

Valve fitted with industrial CNOMO operator flush non locking manual override (P2FP23N4B),
Industrial 24 Vdc +/- 10 % 30 X 30 DIN A coil (P2FCA449)

	Symbol	Valve Function	Pilot Supply	Direct Spool Manual Override	Order Code		
					Without Operator	With Operator	With 24 Vdc Coil
P2L10X500ES00D	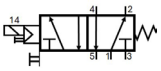	5/2 Sgl Elec Pilot - Sprg Return	Internal	Without	P2L10X500ES00	P2L10X500ESNDBN	P2L10X500ESNDBA49
				With	P2L10X500ES00D	P2L10X500ESNDFN	P2L10X500ESNDFA49
	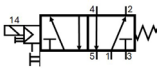		External	Without	P2L10XN00ES00	P2L10XN00ESNDBN	P2L10XN00ESNDBA49
				With	P2L10XN00ES00D	P2L10XN00ESNDFN	P2L10XN00ESNDFA49
	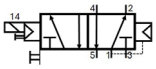	5/2 Sgl Elec Pilot - Air Sprg Return	Internal	Without	P2L10X500ED00	P2L10X500EDNDBN	P2L10X500EDNDBA49
				With	P2L10X500ED00D	P2L10X500EDNDFN	P2L10X500EDNDFA49
	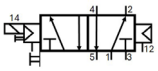		External	Without	P2L10XN00ED00	P2L10XN00EDNDBN	P2L10XN00EDNDBA49
				With	P2L10XN00ED00D	P2L10XN00EDNDFN	P2L10XN00EDNDFA49
P2L10X500ESNDFN	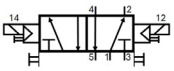	5/2 Dbl Elec Pilot	Internal	Without	P2L10X500EE00	P2L10X500EENDBN	P2L10X500EENDBA49
				With	P2L10X500EE00D	P2L10X500EENDFN	P2L10X500EENDFA49
	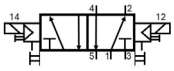		External	Without	P2L10XN00EE00	P2L10XN00EENDBN	P2L10XN00EENDBA49
				With	P2L10XN00EE00D	P2L10XN00EENDFN	P2L10XN00EENDFA49
	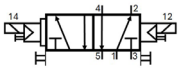	5/2 Dbl Elec Pilot - Priority 14	Internal	Without	P2L10X500BE00	P2L10X500BENDBN	P2L10X500BENDBA49
				With	P2L10X500BE00D	P2L10X500BENDFN	P2L10X500BENDFA49
	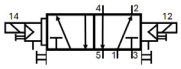		External	Without	P2L10XN00BE00	P2L10XN00BENDBN	P2L10XN00BENDBA49
				With	P2L10XN00BE00D	P2L10XN00BENDFN	P2L10XN00BENDFA49
P2L10X500ESNDFA49	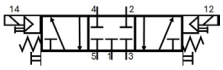	5/3 All Ports blocked	Internal	Without	P2L10X600EE00	P2L10X600EENDBN	P2L10X600EENDBA49
				With	P2L10X600EE00D	P2L10X600EENDFN	P2L10X600EENDFA49
	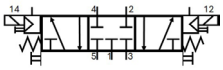		External	Without	P2L10XP00EE00	P2L10XP00EENDBN	P2L10XP00EENDBA49
				With	P2L10XP00EE00D	P2L10XP00EENDFN	P2L10XP00EENDFA49
	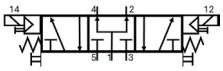	5/3 Pressure Center	Internal	Without	P2L10X700EE00	P2L10X700EENDBN	P2L10X700EENDBA49
				With	P2L10X700EE00D	P2L10X700EENDFN	P2L10X700EENDFA49
P2L10X600EENDBA49	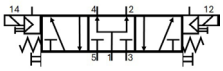		External	Without	P2L10XQ00EE00	P2L10XQ00EENDBN	P2L10XQ00EENDBA49
				With	P2L10XQ00EE00D	P2L10XQ00EENDFN	P2L10XQ00EENDFA49
	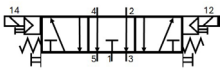	5/3 Exhaust Center	Internal	Without	P2L10X800EE00	P2L10X800EENDBN	P2L10X800EENDBA49
				With	P2L10X800EE00D	P2L10X800EENDFN	P2L10X800EENDFA49
	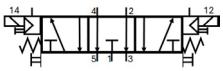		External	Without	P2L10XR00EE00	P2L10XR00EENDBN	P2L10XR00EENDBA49
				With	P2L10XR00EE00D	P2L10XR00EENDFN	P2L10XR00EENDFA49

Parts on Stock

Individual Sub-bases - ISO 5599-1 - Size 1

	Description	Ports	Order Code
	Side Ported individual subbase	1/4"	PL1-1/4-70
		3/8"	PL1-3/8-70
	Bottom Ported individual subbase	1/4"	PD1-1/4-70
	VDMA individual subbase	1/4"	P2N-VS512SD
	Blanking Plate		P2N-AA5B

H Universal Manifold

	Description	Ports		Order Code
	1 Position Universal manifold base (including PSHU11P gasket)	3/8"		PSHU115601P
	Universal end plates set (including PSHU11P gasket)	3/8" #12 & 14 : 1/8"		PSHU31L001P
	Universal Intermediate Air Supply (including PSHU11P gasket)	3/8" #12 & 14 : 1/8"		PSHU115B01P
	High Flow Right Hand End Plate	1/2"		PSHU4101P
		3/4"		PSHU4201P
Pilot Open Pilot Blocked 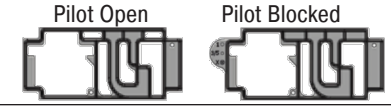	Manifold to Manifold Gaskets	#1, 3 & 5 Open	Pilot Open	PSHU11P
			Pilot Blocked	PSHU15P
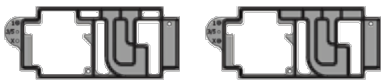		#1 Blocked #3 & 5 Open	Pilot Open	PSHU12P
			Pilot Blocked	PSHU16P
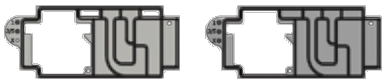		#1, 3 & 5 Blo-cked	Pilot Open	PSHU13P
			Pilot Blocked	PSHU17P
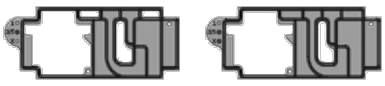		#1 Open #3 & 5 Blocked	Pilot Open	PSHU14P
			Pilot Blocked	PSHU18P
	Blanking Plate			PS4034CP

Valve - ISO 5599-1 - Size 2

Valve fitted with industrial CNOMO operator flush non locking manual override (P2FP23N4B)
Industrial 24 Vdc +/- 10 % 30 X 30 DIN A coil (P2FCA449)

	Symbol	Valve Function	Pilot Supply	Direct Spool Manual Override	Order Code		
					Without Operator	With Operator	With 24 Vdc Coil
P2L20X500ES00	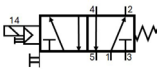	5/2 Sgl Elec Pilot - Sprg Return	Internal	Without	P2L20X500ES00	P2L20X500ESNDBN	P2L20X500ESNDBA49
				With	P2L20X500ES00D	P2L20X500ESNDFN	P2L20X500ESNDFA49
	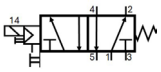		External	Without	P2L20XN00ES00	P2L20XN00ESNDBN	P2L20XN00ESNDBA49
				With	P2L20XN00ES00D	P2L20XN00ESNDFN	P2L20XN00ESNDFA49
	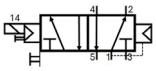	5/2 Sgl Elec Pilot - Air Sprg Return	Internal	Without	P2L20X500ED00	P2L20X500EDNDBN	P2L20X500EDNDBA49
				With	P2L20X500ED00D	P2L20X500EDNDFN	P2L20X500EDNDFA49
	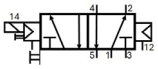		External	Without	P2L20XN00ED00	P2L20XN00EDNDBN	P2L20XN00EDNDBA49
				With	P2L20XN00ED00D	P2L20XN00EDNDFN	P2L20XN00EDNDFA49
P2L20X500ESNDBN	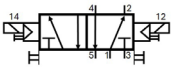	5/2 Dbl Elec Pilot	Internal	Without	P2L20X500EE00	P2L20X500EENDBN	P2L20X500EENDBA49
				With	P2L20X500EE00D	P2L20X500EENDFN	P2L20X500EENDFA49
	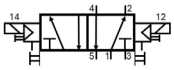		External	Without	P2L20XN00EE00	P2L20XN00EENDBN	P2L20XN00EENDBA49
				With	P2L20XN00EE00D	P2L20XN00EENDFN	P2L20XN00EENDFA49
P2L20X500EENDFA49 	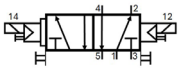	5/2 Dbl Elec Pilot - Priority 14	Internal	Without	P2L20X500BE00	P2L20X500BENDBN	P2L20X500BENDBA49
				With	P2L20X500BE00D	P2L20X500BENDFN	P2L20X500BENDFA49
	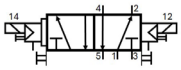		External	Without	P2L20XN00BE00	P2L20XN00BENDBN	P2L20XN00BENDBA49
				With	P2L20XN00BE00D	P2L20XN00BENDFN	P2L20XN00BENDFA49
	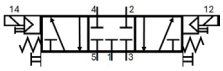	5/3 All Ports Blocked	Internal	Without	P2L20X600EE00	P2L20X600EENDBN	P2L20X600EENDBA49
				With	P2L20X600EE00D	P2L20X600EENDFN	P2L20X600EENDFA49
	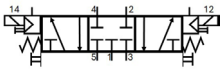		External	Without	P2L20XP00EE00	P2L20XP00EENDBN	P2L20XP00EENDBA49
				With	P2L20XP00EE00D	P2L20XP00EENDFN	P2L20XP00EENDFA49
	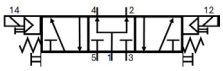	5/3 Pressure Center	Internal	Without	P2L20X700EE00	P2L20X700EENDBN	P2L20X700EENDBA49
				With	P2L20X700EE00D	P2L20X700EENDFN	P2L20X700EENDFA49
P2L20X600EENDBA49	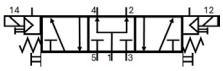		External	Without	P2L20XQ00EE00	P2L20XQ00EENDBN	P2L20XQ00EENDBA49
				With	P2L20XQ00EE00D	P2L20XQ00EENDFN	P2L20XQ00EENDFA49
	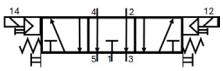	5/3 Exhaust Center	Internal	Without	P2L20X800EE00	P2L20X800EENDBN	P2L20X800EENDBA49
				With	P2L20X800EE00D	P2L20X800EENDFN	P2L20X800EENDFA49
	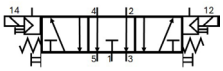		External	Without	P2L20XR00EE00	P2L20XR00EENDBN	P2L20XR00EENDBA49
				With	P2L20XR00EE00D	P2L20XR00EENDFN	P2L20XR00EENDFA49

Parts on Stock

Individual Sub-bases - ISO 5599-1 - Size 2

	Description	Ports	Order Code
	Side Ported individual subbase	3/8"	PL2-3/8-70
		1/2"	P2N-HS514SS
	Bottom Ported individual subbase	3/8"	PD2-3/8-70
	VDMA individual subbase	3/8"	P2N-WS513SD
	Blanking Plate		P2N-BA5B

H Universal Manifold

	Description	Ports		Order Code
	1 Position Universal manifold base (including PSHU11P gasket)	3/8"		PSHU115801P
	Universal end plates set (including PSHU11P gasket)	3/8" #12 & 14 : 1/8"		PSHU31L001P
	Universal Intermediate Air Supply (including PSHU11P gasket)	3/8" #12 & 14 : 1/8"		PSHU115B01P
	High Flow Right Hand End Plate	1/2"		PSHU4101P
		3/4"		PSHU4201P
Pilot Open Pilot Blocked 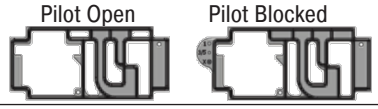	Manifold to Manifold Gaskets	#1, 3 & 5 Open	Pilot Open	PSHU11P
			Pilot Blocked	PSHU15P
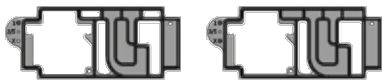		#1 Blocked #3 & 5 Open	Pilot Open	PSHU12P
			Pilot Blocked	PSHU16P
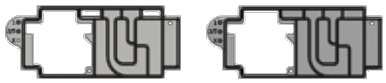		#1, 3 & 5 Blo-cked	Pilot Open	PSHU13P
			Pilot Blocked	PSHU17P
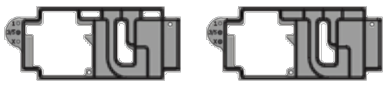		#1 Open #3 & 5 Blocked	Pilot Open	PSHU14P
			Pilot Blocked	PSHU18P
	Blanking Plate			PS4134CP

Valve - ISO 5599-1 - Size 3

Valve fitted with industrial CNOMO operator flush non locking manual override (P2FP23N4B)
Industrial 24 Vdc +/- 10 % 30 X 30 DIN A coil (P2FCA449)

	Symbol	Valve Function	Pilot Supply	Order Code		
				Without Operator	With Operator	With 24 Vdc Coil
P2L30X500EENDBN	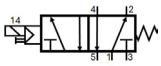	5/2 Sgl Elec Pilot - Sprg Return	Internal	P2L30X500ES00	P2L30X500ESNDBN	P2L30X500ESNDBA49
	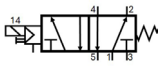		External	P2L30XN00ES00	P2L30XN00ESNDBN	P2L30XN00ESNDBA49
	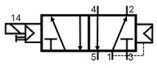	5/2 Sgl Elec Pilot - Air Sprg Return	Internal	P2L30X500ED00	P2L30X500EDNDBN	P2L30X500EDNDBA49
	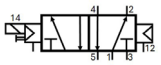		External	P2L30XN00ED00	P2L30XN00EDNDBN	P2L30XN00EDNDBA49
	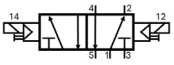	5/2 Dbl Elec Pilot	Internal	P2L30X500EE00	P2L30X500EENDBN	P2L30X500EENDBA49
	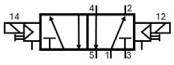		External	P2L30XN00EE00	P2L30XN00EENDBN	P2L30XN00EENDBA49
	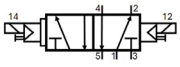	5/2 Dbl Elec Pilot - Priority 14	Internal	P2L30X500BE00	P2L30X500BENDBN	P2L30X500BENDBA49
	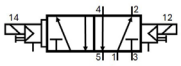		External	P2L30XN00BE00	P2L30XN00BENDBN	P2L30XN00BENDBA49
P2L30X500EENDBA49	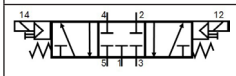	5/3 All Ports Blocked	Internal	P2L30X600EE00	P2L30X600EENDBN	P2L30X600EENDBA49
	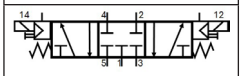		External	P2L30XP00EE00	P2L30XP00EENDBN	P2L30XP00EENDBA49
	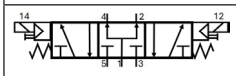	5/3 Pressure Center	Internal	P2L30X700EE00	P2L30X700EENDBN	P2L30X700EENDBA49
	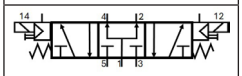		External	P2L30XQ00EE00	P2L30XQ00EENDBN	P2L30XQ00EENDBA49
	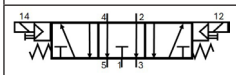	5/3 Exhaust Center	Internal	P2L30X800EE00	2L30X800EENDBN	P2L30X800EENDBA49
	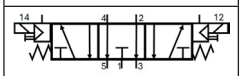		External	P2L30XR00EE00	P2L30XR00EENDBN	P2L30XR00EENDBA49

Individual Sub-bases - ISO 5599-1 - Size 3

	Description	Ports	Order Code
	Side Ported individual subbase	1/2"	PL3-1/2-70
		3/4"	P2N-JS516SD
	Bottom Ported individual subbase	1/2"	PD3-1/2-70
	VDMA individual subbase	1/2"	P2N-YS514SD
	Blanking Plate		P2N-CA5B

Size 3 Manifold and Adaptor kit to H Universal

	Description	Ports	Order Code
	"1 Position Size 3 manifold base (Not Compatible with Universal Manifold)"	3/4"	PS4211500CP
	"Size 3 End plates set (Not Compatible with Universal Manifold)"	1"	PS4231011DP
	Size 3 Transition Kit for Universal Manifold compatibility		PSHU7301P
	Blanking Plate		PS4234CP

Parts on Stock

MOBILE SOLENOID PILOT VALVES

Valve - ISO 5599-1 - Size 1

Valve fitted with Mobile CNOMO operator flush non locking manual override (P2FP43M4B)
Mobile 24 Vdc +/- 30 %, 30 x 30 DIN A coil (P2FCA448)

	Symbol	Valve Function	Pilot Supply	Direct Spool Manual Override	Order Code		
					Without Operator	With Operator	With 24 Vdc Coil
P2L10X500ES00D	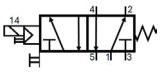	5/2 Sgl Elec Pilot - Sprg Return	Internal	Without	P2L10X500ES00	P2L10X500ESKDBN	P2L10X500ESKDBA48
				With	P2L10X500ES00D	P2L10X500ESKDFN	P2L10X500ESKDFA48
	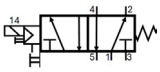		External	Without	P2L10XN00ES00	P2L10XN00ESKDBN	P2L10XN00ESKDBA48
				With	P2L10XN00ES00D	P2L10XN00ESKDFN	P2L10XN00ESKDFA48
	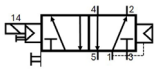	5/2 Sgl Elec Pilot - Air Sprg Return	Internal	Without	P2L10X500ED00	P2L10X500EDKDBN	P2L10X500EDKDBA48
				With	P2L10X500ED00D	P2L10X500EDKDFN	P2L10X500EDKDFA48
	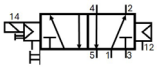		External	Without	P2L10XN00ED00	P2L10XN00EDKDBN	P2L10XN00EDKDBA48
				With	P2L10XN00ED00D	P2L10XN00EDKDFN	P2L10XN00EDKDFA48
P2L10X500ESKDFN	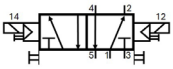	5/2 Dbl Elec Pilot	Internal	Without	P2L10X500EE00	P2L10X500EEKDBN	P2L10X500EEKDBA48
				With	P2L10X500EE00D	P2L10X500EEKDFN	P2L10X500EEKDFA48
	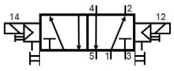		External	Without	P2L10XN00EE00	P2L10XN00EEKDBN	P2L10XN00EEKDBA48
				With	P2L10XN00EE00D	P2L10XN00EEKDFN	P2L10XN00EEKDFA48
	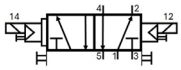	5/2 Dbl Elec Pilot - Priority 14	Internal	Without	P2L10X500BE00	P2L10X500BEKDBN	P2L10X500BEKDBA48
				With	P2L10X500BE00D	P2L10X500BEKDFN	P2L10X500BEKDFA48
	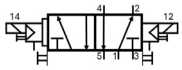		External	Without	P2L10XN00BE00	P2L10XN00BEKDBN	P2L10XN00BEKDBA48
P2L10X500ESKDFA48				With	P2L10XN00BE00D	P2L10XN00BEKDFN	P2L10XN00BEKDFA48
	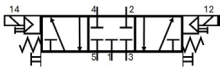	5/3 All Ports Blocked	Internal	Without	P2L10X600EE00	P2L10X600EEKDBN	P2L10X600EEKDBA48
				With	P2L10X600EE00D	P2L10X600EEKDFN	P2L10X600EEKDFA48
	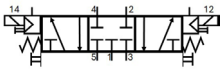		External	Without	P2L10XP00EE00	P2L10XP00EEKDBN	P2L10XP00EEKDBA48
				With	P2L10XP00EE00D	P2L10XP00EEKDFN	P2L10XP00EEKDFA48
	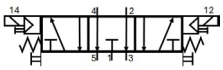	5/3 Pressure Center	Internal	Without	P2L10X700EE00	P2L10X700EEKDBN	P2L10X700EEKDBA48
				With	P2L10X700EE00D	P2L10X700EEKDFN	P2L10X700EEKDFA48
P2L10X600EEKDBA48 	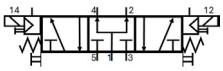		External	Without	P2L10XQ00EE00	P2L10XQ00EEKDBN	P2L10XQ00EEKDBA48
				With	P2L10XQ00EE00D	P2L10XQ00EEKDFN	P2L10XQ00EEKDFA48
	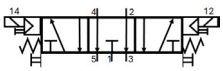	5/3 Exhaust Center	Internal	Without	P2L10X800EE00	P2L10X800EEKDBN	P2L10X800EEKDBA48
				With	P2L10X800EE00D	P2L10X800EEKDFN	P2L10X800EEKDFA48
	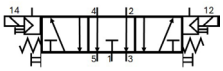		External	Without	P2L10XR00EE00	P2L10XR00EEKDBN	P2L10XR00EEKDBA48
				With	P2L10XR00EE00D	P2L10XR00EEKDFN	P2L10XR00EEKDFA48

Parts on Stock

Individual Sub-bases - ISO 5599-1 - Size 1

	Description	Ports	Order Code
	Side Ported individual subbase	1/4"	PL1-1/4-70
		3/8"	PL1-3/8-70
	Bottom Ported individual subbase	1/4"	PD1-1/4-70
	VDMA individual subbase	1/4"	P2N-VS512SD
	Blanking Plate		P2N-AA5B

H Universal Manifold

	Description	Ports		Order Code
	1 Position Universal manifold base (including PSHU11P gasket)	3/8"		PSHU115601P
	Universal end plates set (including PSHU11P gasket)	3/8" #12 & 14 : 1/8"		PSHU31L001P
	Universal Intermediate Air Supply (including PSHU11P gasket)	3/8" #12 & 14 : 1/8"		PSHU115B01P
	High Flow Right Hand End Plate	1/2"		PSHU4101P
		3/4"		PSHU4201P
Pilot Open Pilot Blocked 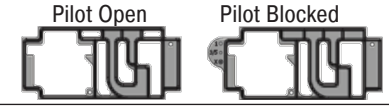	Manifold to Manifold Gaskets	#1, 3 & 5 Open	Pilot Open	PSHU11P
			Pilot Blocked	PSHU15P
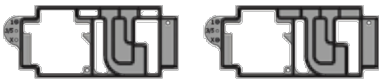		#1 Blocked #3 & 5 Open	Pilot Open	PSHU12P
			Pilot Blocked	PSHU16P
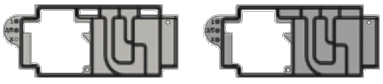		#1, 3 & 5 Blo-cked	Pilot Open	PSHU13P
			Pilot Blocked	PSHU17P
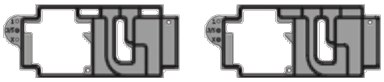		#1 Open #3 & 5 Blocked	Pilot Open	PSHU14P
			Pilot Blocked	PSHU18P
	Blanking Plate			PS4034CP

Valve - ISO 5599-1 - Size 2

Valve fitted with Mobile CNOMO operator flush non locking manual override (P2FP43M4B)
Mobile 24 Vdc +/- 30 %, 30 x 30 DIN A coil (P2FCA448)

	Symbol	Valve Function Description	Pilot Supply	Direct Spool Manual Override	Order Code		
					Without Operator	With Operator	With 24 Vdc Coil
P2L20X500ES00	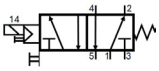	5/2 Sgl Elec Pilot - Sprg Return	Internal	Without	P2L20X500ES00	P2L20X500ESKDBN	P2L20X500ESKDBA48
				With	P2L20X500ES00D	P2L20X500ESKDFN	P2L20X500ESKDFA48
	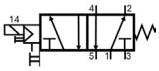		External	Without	P2L20XN00ES00	P2L20XN00ESKDBN	P2L20XN00ESKDBA48
				With	P2L20XN00ES00D	P2L20XN00ESKDFN	P2L20XN00ESKDFA48
	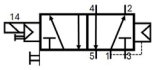	5/2 Sgl Elec Pilot - Air Sprg Return	Internal	Without	P2L20X500ED00	P2L20X500EDKDBN	P2L20X500EDKDBA48
				With	P2L20X500ED00D	P2L20X500EDKDFN	P2L20X500EDKDFA48
	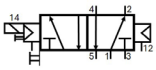		External	Without	P2L20XN00ED00	P2L20XN00EDKDBN	P2L20XN00EDKDBA48
				With	P2L20XN00ED00D	P2L20XN00EDKDFN	P2L20XN00EDKDFA48
P2L20X500ESKDBN	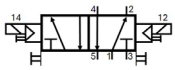	5/2 Dbl Elec Pilot	Internal	Without	P2L20X500EE00	P2L20X500EEKDBN	P2L20X500EEKDBA48
				With	P2L20X500EE00D	P2L20X500EEKDFN	P2L20X500EEKDFA48
	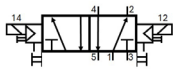		External	Without	P2L20XN00EE00	P2L20XN00EEKDBN	P2L20XN00EEKDBA48
				With	P2L20XN00EE00D	P2L20XN00EEKDFN	P2L20XN00EEKDFA48
	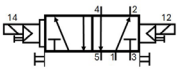	5/2 Dbl Elec Pilot - Priority 14	Internal	Without	P2L20X500BE00	P2L20X500BEKDBN	P2L20X500BEKDBA48
				With	P2L20X500BE00D	P2L20X500BEKDFN	P2L20X500BEKDFA48
	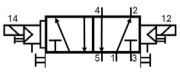		External	Without	P2L20XN00BE00	P2L20XN00BEKDBN	P2L20XN00BEKDBA48
P2L20X500EEKDFA48 				With	P2L20XN00BE00D	P2L20XN00BEKDFN	P2L20XN00BEKDFA48
	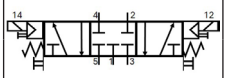	5/3 All Ports Blocked	Internal	Without	P2L20X600EE00	P2L20X600EEKDBN	P2L20X600EEKDBA48
				With	P2L20X600EE00D	P2L20X600EEKDFN	P2L20X600EEKDFA48
	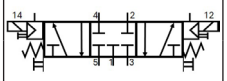		External	Without	P2L20XP00EE00	P2L20XP00EEKDBN	P2L20XP00EEKDBA48
				With	P2L20XP00EE00D	P2L20XP00EEKDFN	P2L20XP00EEKDFA48
	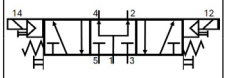	5/3 Pressure Center	Internal	Without	P2L20X700EE00	P2L20X700EEKDBN	P2L20X700EEKDBA48
				With	P2L20X700EE00D	P2L20X700EEKDFN	P2L20X700EEKDFA48
P2L20X600EEKDBA48	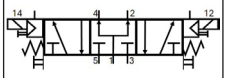		External	Without	P2L20XQ00EE00	P2L20XQ00EEKDBN	P2L20XQ00EEKDBA48
				With	P2L20XQ00EE00D	P2L20XQ00EEKDFN	P2L20XQ00EEKDFA48
	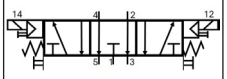	5/3 Exhaust Center	Internal	Without	P2L20X800EE00	P2L20X800EEKDBN	P2L20X800EEKDBA48
				With	P2L20X800EE00D	P2L20X800EEKDFN	P2L20X800EEKDFA48
	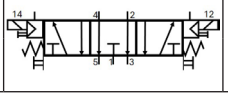		External	Without	P2L20XR00EE00	P2L20XR00EEKDBN	P2L20XR00EEKDBA48
				With	P2L20XR00EE00D	P2L20XR00EEKDFN	P2L20XR00EEKDFA48

Parts on Stock

Individual Sub-bases - ISO 5599-1 - Size 2

	Description	Ports	Order Code
	Side Ported individual subbase	3/8"	PL2-3/8-70
		1/2"	P2N-HS514SS
	Bottom Ported individual subbase	3/8"	PD2-3/8-70
	VDMA individual subbase	3/8"	P2N-WS513SD
	Blanking Plate		P2N-BA5B

H Universal Manifold

	Description	Ports		Order Code
	1 Position Universal manifold base (including PSHU11P gasket)	3/8"		PSHU115801P
	Universal end plates set (including PSHU11P gasket)	3/8" #12 & 14 : 1/8"		PSHU31L001P
	Universal Intermediate Air Supply (including PSHU11P gasket)	3/8"" #12 & 14 : 1/8"		PSHU115B01P
	High Flow Right Hand End Plate	1/2"		PSHU4101P
		3/4"		PSHU4201P
Pilot Open Pilot Blocked 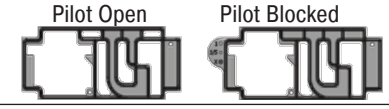	Manifold to Manifold Gaskets	#1, 3 & 5 Open	Pilot Open	PSHU11P
			Pilot Blocked	PSHU15P
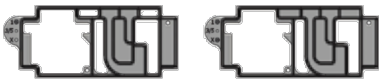		#1 Blocked #3 & 5 Open	Pilot Open	PSHU12P
			Pilot Blocked	PSHU16P
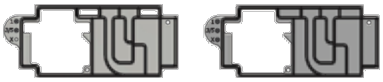		#1, 3 & 5 Blocked	Pilot Open	PSHU13P
			Pilot Blocked	PSHU17P
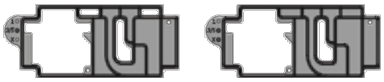		#1 Open #3 & 5 Blocked	Pilot Open	PSHU14P
			Pilot Blocked	PSHU18P
	Blanking Plate			PS4134CP

Valve - ISO 5599-1 - Size 3

Valve fitted with Mobile CNOMO operator flush non locking manual override (P2FP43M4B)
Mobile 24 Vdc +/- 30 %, 30 x 30 DIN A coil (P2FCA448)

	Symbol	Valve Function Description	Pilot Supply	Order Code		
				Without Operator	With Operator	With 24 Vdc Coil
P2L30X500EEKDBN	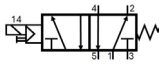	5/2 Sgl Elec Pilot - Sprg Return	Internal	P2L30X500ES00	P2L30X500ESKDBN	P2L30X500ESKDBA48
	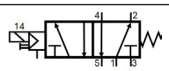		External	P2L30XN00ES00	P2L30XN00ESKDBN	P2L30XN00ESKDBA48
	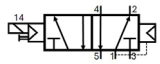	5/2 Sgl Elec Pilot - Air Sprg Return	Internal	P2L30X500ED00	P2L30X500EDKDBN	P2L30X500EDKDBA48
	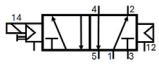		External	P2L30XN00ED00	P2L30XN00EDKDBN	P2L30XN00EDKDBA48
	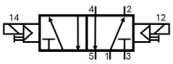	5/2 Dbl Elec Pilot	Internal	P2L30X500EE00	P2L30X500EEKDBN	P2L30X500EEKDBA48
	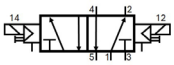		External	P2L30XN00EE00	P2L30XN00EEKDBN	P2L30XN00EEKDBA48
	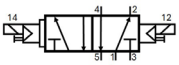	5/2 Dbl Elec Pilot - Priority 14	Internal	P2L30X500BE00	P2L30X500BEKDBN	P2L30X500BEKDBA48
	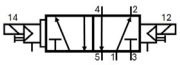		External	P2L30XN00BE00	P2L30XN00BEKDBN	P2L30XN00BEKDBA48
P2L30X500EEKDBA48	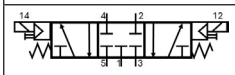	5/3 All Ports Blocked	Internal	P2L30X600EE00	P2L30X600EEKDBN	P2L30X600EEKDBA48
	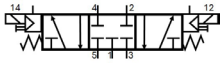		External	P2L30XP00EE00	P2L30XP00EEKDBN	P2L30XP00EEKDBA48
	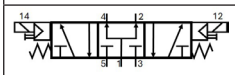	5/3 Pressure Center	Internal	P2L30X700EE00	P2L30X700EEKDBN	P2L30X700EEKDBA48
	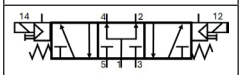		External	P2L30XQ00EE00	P2L30XQ00EEKDBN	P2L30XQ00EEKDBA48
	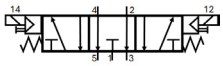	5/3 Exhaust Center	Internal	P2L30X800EE00	P2L30X800EEKDBN	P2L30X800EEKDBA48
	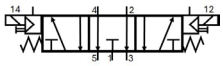		External	P2L30XR00EE00	P2L30XR00EEKDBN	P2L30XR00EEKDBA48

Individual Sub-bases - ISO 5599-1 - Size 3

	Description	Ports	Order Code
	Side Ported individual subbase	1/2"	PL3-1/2-70
		3/4"	P2N-JS516SD
	Bottom Ported individual subbase	1/2"	PD3-1/2-70
	VDMA individual subbase	1/2"	P2N-YS514SD
	Blanking Plate		P2N-CA5B

Size 3 Manifold and Adaptor kit to H Universal

	Description	Ports	Order Code
	"1 Position Size 3 manifold base (Not Compatible with Universal Manifold)"	3/4"	PS4211500CP
	"Size 3 End plates set (Not Compatible with Universal Manifold)"	1"	PS4231011DP
	Size 3 Transition Kit for Universal Manifold compatibility		PSHU7301P
	Blanking Plate		PS4234CP

Parts on Stock

SANDWICH MODULES

Sandwich regulators for ISO 15407-1 (sizes 01 & 02) and 5599-1 (sizes 1, 2 & 3)

Ordering code

PS40	37	1	6	6	CP

ISO Size	
ISO 15407	
PS56	Size 02 (18 mm)
PS55	Size 01 (26 mm)
ISO 5599	
PS40	Size 1
PS41	Size 2
PS42	Size 3

Connecting version	
37	ISO-1 : For Non Plug-in Valve

Regulator function	
1	Common Pressure Regulator
2	Independent Pressure Regulator

ISO Version	
P	For ISO 15407
CP	For ISO 5599

Port 4	Port 2	Port Regulator / Gauge*
0		Line By-Pass Plate**
1		0-2 Bar - without gauge
2		0-4 Bar - without gauge
3		0-8 Bar - without gauge
4		0-2 Bar - with gauge
5		0-4 Bar - with gauge
6		0-8 Bar - with gauge

* For Common Pressure Regulator Option, Regulator Gauge callout must be the same number for both port #4 and Port #2 (Example: 166)

** For H1, H2 & H3 only. Pressure Line By-Pass Option can only be used with Independent Pressure Regulators

Pressure regulators function

Common port regulation

Provides adjustable regulated air pressure to the valves #1 port which gives the same regulated pressure to both the #2 and #4 port of the manifold or subbase. The regulator is always on the 14 end of the valve.

For HB & HA

For H1, H2 & H3

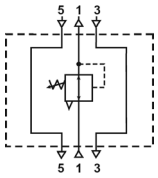

Part number code 1 X X

Independent port regulation

Single Port Regulator

Provides regulated pressure to both ports. Pressure regulation can occur out of the #2 or #4 port of the valve. Full line pressure would be provided with a pass plate.

For H1, H2 & H3

Regulation on port #4

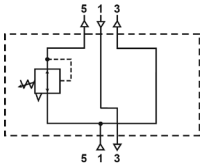

Part number code 2 X 0

Regulation on port #2

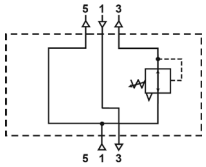

Part number code 2 0 Y

Dual Port Regulator

When using an independent Pressure Sandwich Regulator, the cylinder outlet ports are reversed. The 12 end energizes the #2 port. The 3-position CE and PC functions are also reversed.

For HB & HA

For H1, H2 & H3

Regulation on both ports #4 & #2

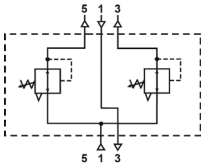

Part number code 2 X Y

Sandwich regulator with Gauge

	ISO Size	Regulator function	Pressure on port 4 and / or port 2	Order code ISO-1 Non Plug-in
	02 - 18 mm	Common	0 to 4 bar	PS5637155P
			0 to 8 bar	PS5637166P
		Independent	0 to 4 bar	PS5637255P
			0 to 8 bar	PS5637266P
	01 - 26 mm	Common	0 to 4 bar	PS5537155P
			0 to 8 bar	PS5537166P
		Independent	0 to 4 bar	PS5537255P
			0 to 8 bar	PS5537266P
	1 - 43 mm	Common	0 to 4 bar	PS4037155CP
			0 to 8 bar	PS4037166CP
		Independent	0 to 4 bar	PS4037255CP
			0 to 8 bar	PS4037266CP
	2 - 56 mm	Common	0 to 4 bar	PS4137155CP
			0 to 8 bar	PS4137166CP
		Independent	0 to 4 bar	PS4137255CP
			0 to 8 bar	PS4137266CP
	3 - 71 mm	Common	0 to 4 bar	PS4237155CP
			0 to 8 bar	PS4237166CP
		Independent	0 to 4 bar	PS4237255CP
			0 to 8 bar	PS4237266CP

Ordering Components

- Manifold or Subbase Kit required.
- Sandwich Regulator Kit configured for Internal Pilot as standard.
- Order valve as External Pilot.

Internal Pilot Configuration

Pressure in Base Port 1 feeds regulator configured for Internal Pilot which feeds valve configured for External Pilot.

External Pilot Configuration - H1, H2, H3

An External Pilot pressure in port 12 or 14 of the base feeds threw the Sandwich Regulator 12 or 14 galley directly to the 12/14 pilot of the valve.

This configuration takes an External Pilot from the 12 port of the base and passes it threw the regulator to feed the 12 galley of the valve

Sandwich Regulator Accessories

	Description	Pressure range	Order code
	Gauge kit Including: Gauge 1/8" female to 1/8" female coupling 1/8" male to 1/8" male long nipple	0 to 8 bar	PS5651160P

Sandwich Flow Control

	ISO Size	Order code ISO-1 Non Plug-in
	02 - 18 mm	PS5635P
	01 - 26 mm	PS5535P
	1 - 43 mm	PS4035CP
	2 - 56 mm	PS4135CP
	3 - 71 mm	PS4235CP

Note:

- Both adjustment screws are located on the same 12 end of the unit
- Sandwich Flow Control mounts with its own studs, which means the valve uses standard bolts for mounting
- Sandwich Flow Control is not to be used as a shut off device and is not bubble tight when needles are fully turned down

SOLENOID OPERATOR 15 MM

The P2E-•V solenoid operator range

The P2E-•V range of operators are normally closed (NC) 3/2 solenoid valves. with exceedingly compact dimensions in relation to their capacity.

International standard

The port connection pattern complies with a new French CNOMO standard (in process of drafting). with cable plug connections in accordance with Form C/ISO15217.

Compact design

Overall dimensions of the P2E-•V operators are substantially less than those of earlier generations of solenoid operators.

High flow capacity

High flow capacity relative to the electrical operating power as a result of optimised internal flow paths.

Corrosion-resistant design

The valve is made of thermoplastic material and stainless steel. with Viton™ and nitrile rubber seals for excellent corrosion resistance.

Clean lines suitable for food industry applications. P2E-QV

The valve has been designed in conjunction with several machine manufacturers and organisations in the food processing industry. with corrosion-resistant materials and smooth lines being important starting points. The valve and its accessories have been designed so that there are no gaps or crevices in which dirt could collect.

High reliability

Few moving parts result in high reliability. rapid changeover and very long life.

Low power demand

The solenoids have a power demand of 1.2 W at 24 V DC and 1.6 VA at 24 V AC. 115 V AC and 230 V AC.

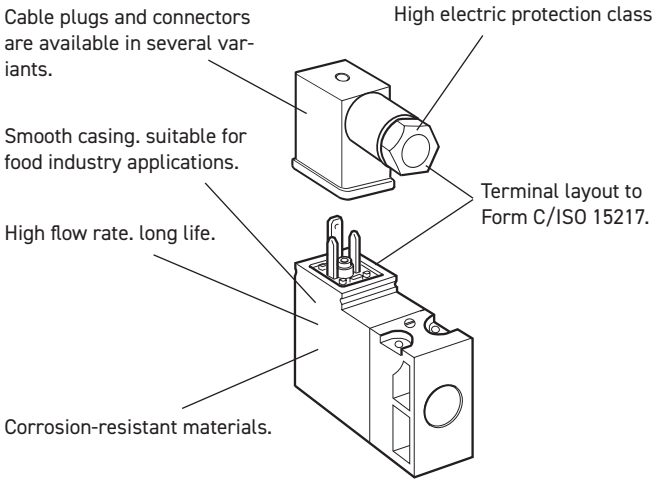

High protection class

The protection class is IP 65 when connected using the cable plug with a moulded cable. When using the standard cable plug for fitting by the user. the protection class is IP65. the bare valve. with Fast-on connectors. has an encapsulation class of IP 20.

Insensitive to dirty air

The use of generously sized flow paths (1.0 mm diameter) means that the valve can be used in normal industrial environments without problems of blocking.

Manual override as option

The operators can be supplied with our without manual override. The manual override device is available as a screwdriver groove or with a control arm. and is either spring return (blue) or lockable (yellow).

Technical data

	Standard Version (K)	Mobile Version (M) [2]	Food industry version (Q)[1]
Working pressure	0 to10 bar	0 to 10 bar	0 to 10 bar
Working temperature	-15 °C to +60 °C	-40 °C to +70 °C	-15 °C to +60 °C
Orifice	1.0 mm	1.0 mm	1.0 mm
Flow Qmax	33 Nl/min	22 Nl/min	33 Nl/min
Power. hold	DC 1.2 W / AC 1.6 VA *	DC 1.4 W	DC 1.2 W / AC 1.6 VA *
Power. surge	DC 1.2 W / AC 3.5 VA *	DC 1.4 W	DC 1.2 W / AC 3.5 VA *
Connection time	100%	100%	100%
Voltage tolerance	+10%/–15%	+25%/–30%	+10%/–15%
Electric connection:	Form C/ISO15217		
Port pattern:	To future CNOMO standard		
Protection:	IP 65		
Approval:	Some valves are UL 429 recognised and marked with the following symbol		
Working media:	All neutral media. such as compressed air. water. hydraulic oil and many gases.		

[1] Design: Completely smooth exterior. suitable for food industry.
[2] Mobile standard: According to European standard EN 50 155.
* Power. hold for 230VAC 2.4VA, Power. surge for 230VAC 5.5VA

Transients

Interrupting the current through the solenoid coil produces momentary voltage peaks which. under unfavourable conditions. can amount to several hundred times the rated operating voltage. Normally. these transients do not cause problems. but to achieve the maximum life of relays in the circuit (and particularly of transistors. thyristors and integrated circuits) it is desirable to provide protection by means of voltage-dependent resistors (varistors). All cable plugs with a yellow LED also incorporate such protection.

Service life

With compressed air at 6 bar. 20 °C and complying with the requirements for compressed air quality as set out in ISO8573-1 norm (class 4 for dry and class 5 for filtered air). the valves should have a life of at least 50 million cycles.

Materials

Operator

Body. coil casing	Thermoplastic
Internal metal parts	Steel
Screws	Stainless steel
Bottom plug	Thermoplastic
Sealing materials	FPM (Viton™) and nitrile rubber

Cable head

Sheath	Thermoplastic
Retaining screw	Stainless steel. zinc-plated steel

Pilot solenoid valve 15mm DIN Form C

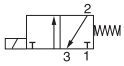

Manual Overrides

Version	Voltage	Without Manual Override	Flush (Not Extended)		Extended	
			Blue Override, non locking	Yellow Override, Locking	Blue Override, non locking	Yellow Override, Locking
		Order code				
Standard	12 Vdc	P2E-KV32B0	P2E-KV32B1	P2E-KV32B2	P2E-KV32B3	P2E-KV32B4
	24 Vdc	P2E-KV32C0	P2E-KV32C1	P2E-KV32C2	P2E-KV32C3	P2E-KV32C4
	48 Vdc	P2E-KV32D0	P2E-KV32D1	P2E-KV32D2	P2E-KV32D3	P2E-KV32D4
	24 Vac 50Hz	P2E-KV31C0	P2E-KV31C1	P2E-KV31C2	P2E-KV31C3	P2E-KV31C4
	48 Vac 50/60Hz	P2E-KV34D0	P2E-KV34D1	P2E-KV34D2	P2E-KV34D3	P2E-KV34D4
	115 Vac 50Hz / 120 Vac 60 Hz	P2E-KV31F0	P2E-KV31F1	P2E-KV31F2	P2E-KV31F3	P2E-KV31F4
	230 Vac 50Hz / 240 Vac 60 Hz	P2E-KV31J0	P2E-KV31J1	P2E-KV31J2	P2E-KV31J3	P2E-KV31J4
Mobile	24 Vdc	P2E-MV35B0	P2E-MV35B1	P2E-MV35B2	P2E-MV35B3	P2E-MV35B4
	48 Vdc	P2E-MV35C0	P2E-MV35C1	P2E-MV35C2	P2E-MV35C3	P2E-MV35C4
	37,5 Vdc	P2E-MV35W0	P2E-MV35W1	P2E-MV35W2	P2E-MV35W3	P2E-MV35W4
	48 Vdc	P2E-MV35D0	P2E-MV35D1	P2E-MV35D2	P2E-MV35D3	P2E-MV35D4
	72 Vdc	P2E-MV35T0	P2E-MV35T1	P2E-MV35T2	P2E-MV35T3	P2E-MV35T4
	78 Vdc	P2E-MV35Y0	P2E-MV35Y1	P2E-MV35Y2	P2E-MV35Y3	P2E-MV35Y4
	96 Vdc	P2E-MV35V0	P2E-MV35V1	P2E-MV35V2	P2E-MV35V3	P2E-MV35V4
	110 Vdc	P2E-MV35E0	P2E-MV35E1	P2E-MV35E2	P2E-MV35E3	P2E-MV35E4
Food Industry	24 Vdc	P2E-QV32C0	P2E-QV32C1	P2E-QV32C2	P2E-QV32C3	P2E-QV32C4
	48 Vdc	P2E-QV32D0	P2E-QV32D1	P2E-QV32D2	P2E-QV32D3	P2E-QV32D4
	24 Vac 50 Hz	P2E-QV31C0	P2E-QV31C1	P2E-QV31C2	P2E-QV31C3	P2E-QV31C4
	48 Vac 50/60Hz	P2E-QV34D0	P2E-QV34D1	P2E-QV34D2	P2E-QV34D3	P2E-QV34D4
	115 Vac 50Hz / 120 Vac 60Hz	P2E-QV31F0	P2E-QV31F1	P2E-QV31F2	P2E-QV31F3	P2E-QV31F4
	230 Vac 50Hz / 240 Vac 60Hz	P2E-QV31J0	P2E-QV31J1	P2E-QV31J2	P2E-QV31J3	P2E-QV31J4

Mounting screws included with the ISO 15407-1, sizes 02 and 01 valves

Solenoid Connectors 15 mm DIN Form C / ISO 15217

	Description	Characteristic	Visualisation	Cable length	Order code
Connector LED indicator 	With large headed screw suitable for mounting in inaccessible or recess position	Standard IP65	No LED	No cable	P8C-C
			24 Vdc LED	No cable	P8C-C26C
			110 Vac LED	No cable	P8C-C21E
	With standard screw	Standard IP65	No LED	No cable	P8C-D
				2 meters	P8L-C2
				5 meters	P8L-C5
			24 Vdc/Vac LED	No cable	P8C-D26C
				2 meters	P8L-C226C
				5 meters	P8L-C526C
				10 meters	P8L-CA26C
			110 Vac LED	No cable	P8C-D21E
				2 meters	P8L-C221E
				5 meters	P8L-C521E
Connector schematic No LED version LED version 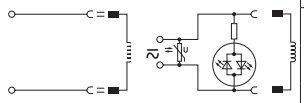	Suppressor and LED indicators For 8 mm solenoid pin spacing. For mounting between solenoid valve and cavle plug	Standard IP65	24 VAC/DC	No cable	P8V-CR26C
			115 Vac 50Hz / 120 Vac 60 Hz		P8V-CR24F
			230 Vac 50Hz / 240 Vac 60 Hz		P8V-CR24J

In accordance with the EU Machine Directive, EN 983, solenoid valves with manual override should have spring-return operating arms for safety.

CNOMO SOLENOID OPERATOR

CNOMO Solenoid operator for 30 x 30 DIN Form A Coil

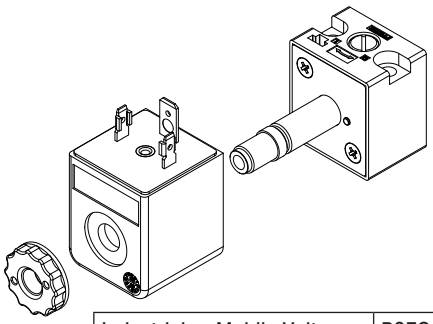

Industrial	P2FP23N4x
Mobile	P2FP43M4x

Industrial or Mobile Voltages	P2FCA4xx

Technical data – Solenoid and Coil combination

Operator Features	Industrial Operator P2FP23N4x	Mobile Operator P2FP43M4x
Valve Function	3/2 N.C.	
Working Media	Dry. filtered compressed air, according to ISO 8573-1:2010 [4:2:4]	
Working Pressure	-1 to 10 bar	
Working Temperature	-10°C to +60°C	-40°C to +60°C limited to 50°C if use with 100% duty cycle Increased leakages below -25°C
Nominal Flow (Qn)	50 Nl/mn	42 Nl/mn
Shock	According to IEC 68-2-6 (2G - from 2 to 150 Hz)	
Vibration	According to IEC 68 - 2 - 7 (15G - 11 m/s)	

Coil Features		Industrial Coil P2FCA4xx Industrial Voltages	Mobile Coil P2FCA4xx Mobile DC Voltages
Power	DC Voltages	2,5 W	
	AC Voltages	3,0 VA	
Voltage Tolerance		+/- 10%	+/- 30%
Duty Cycle		100%	
Insulation Class		F	
Electric Connection		30x30 DIN Form A	
IP Protection		IP65 (once pluged with appropriate DIN connector)	

3/2 N.C. CNOMO Operator - Without Coil

	Description	Manual Override	Order Code	
			Industrial	Mobile
	3/2 N.C. Solenoid Operator Industrial version : fitted with Plastic knurled Solenoid Nut for Capture Pilot Exhaust Mobile version : fitted with metal Solenoid Nut for Vented Pilot Exhaust	No Manual Override	P2FP23N4A	P2FP43M4A
		Flush Non Locking	P2FP23N4B	P2FP43M4B
		Flush Locking	P2FP23N4C	P2FP43M4C
		Extended Non Locking	–	P2FP43M4D
	Plastic knurled nut (for valve requiring Captured Pilot Exhaust)		P2FNPA *	–
	Diffuser Plastic nut (for valve requiring Ventend Pilot Exhaust)		P2FNDA	P2FND
	Diffuser Metal nut (for valve requiring Ventend Pilot Exhaust)		–	P2FNPR *

* Included with P2FP operator

30x30 DIN Form A Coil

	Voltage	Order Code	
		Industrial	Mobile
	12 Vdc	P2FCA445	P2FCA447
	24 Vdc	P2FCA449	P2FCA448
	48 Vdc	P2FCA453	P2FCA474
	72 Vdc	–	P2FCA470
	96 Vdc	–	P2FCA471
	110 Vdc	–	P2FCA472
	12 Vac 50/60 Hz	P2FCA440	–
	24 Vac 50/60 Hz	P2FCA445	–
	48 Vac 50/60 Hz	P2FCA449	–
	110 Vac 50 Hz / 120 Vac 60 Hz	P2FCA453	–
	230 Vac 50 Hz / 240 Vac 60 Hz	P2FCA457	–

30 x 30 DIN Form A and 22 x 30 DIN Form B Solenoid Connectors

	Description	Characteristic	Visualisation	Cable length	Order code
 Connector schematic No LED version LED version 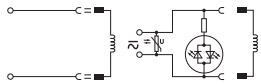	30 x 30 DIN Form A connector With standard screw	Standard IP65	No LED	No cable	3EV290V10
			24 Vdc/Vac LED	No cable	3EV290V20-24
				5 meters	3EV290V20-24L5
			110 Vac LED	No cable	3EV290V20-110
				5 meters	3EV290V20-110L5
			230 Vac LED	No cable	3EV290V20-230
				5 meters	3EV290V20-230L5

M12 Adaptor for 30 x 30 DIN Form A Coil

	Description	Characteristics	Visualisation	Cable	Order code
	M12 Connector for one coil	24 V AC/DC - 4A	LED	No cable	P8C-A626C
	M12 Connector for two coils*	24 V AC/DC - 4A	LED	No cable	P8C-AM26C

* Not compatible with Size 3 Valves

Note: Solenoid pilot operators are fitted to the ISO valve range. Order the above part numbers for spares.
The operators are supplied with mounting screws and interface 'O' rings.
Coils and connectors must be ordered separately.

DIMENSIONS

ISO 15407-1 – Sizes 02 & 01

Pneumatic Remote Pilot

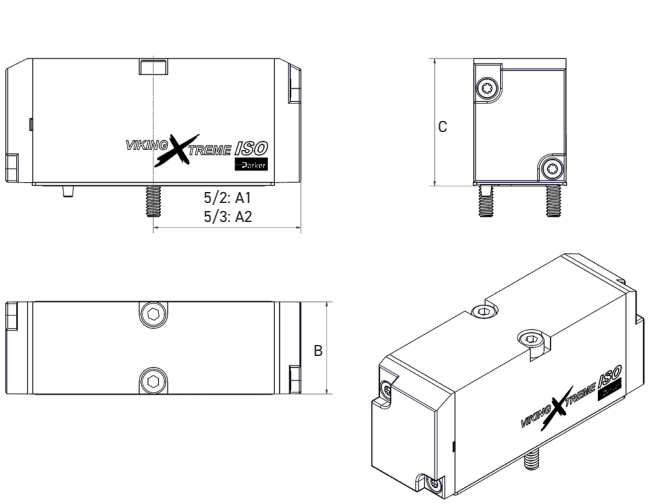

Electric Pilot

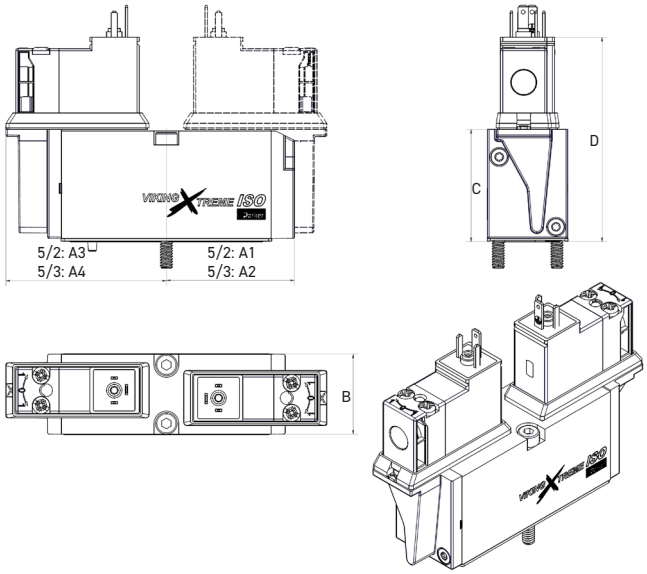

ISO size	A1	A2	A3	A4	B	C	D
ISO 02, 18 mm	40,3	46,1	50,8	56,6	18,0	31,3	61,7
ISO 01, 26 mm	41,5	41,5	52,0	52,0	26,0	36,0	66,3

ISO 5599-1 - Sizes 1, 2 & 3

Pneumatic Remote Pilot

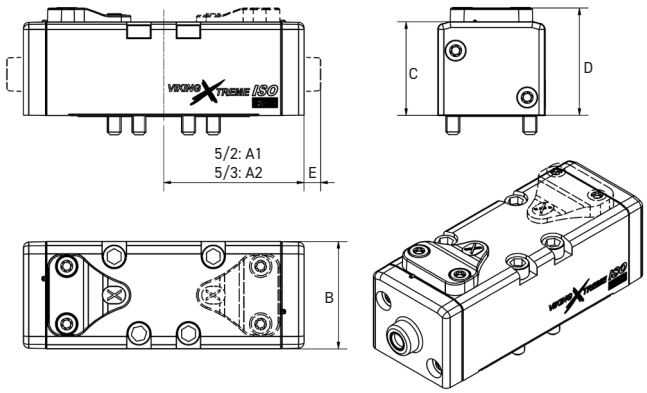

Electric Pilot

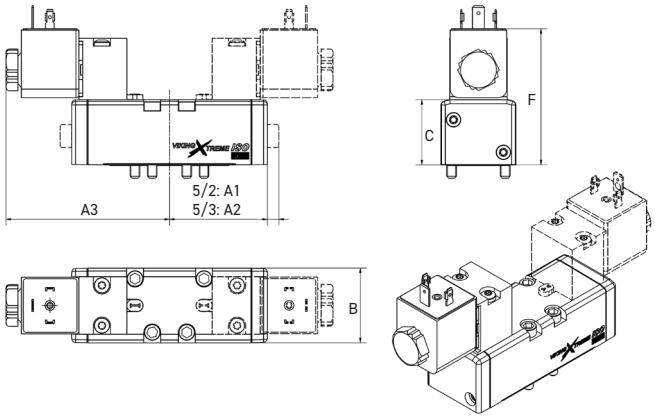

ISO size	A1	A2	A3	B	C	D	E	F
Size 1	51,0	62,0	85,0	39,0	34,0	39,0	6,0	71,0
Size 2	72,5	83,5	91,0	51,0	41,5	46,5	8,0	78,5
Size 3	78,0	78,0	102,0	65,0	52,0	57,0	–	89,0

15 mm DIN Form C solenoid operators and connectors

P2E Operator

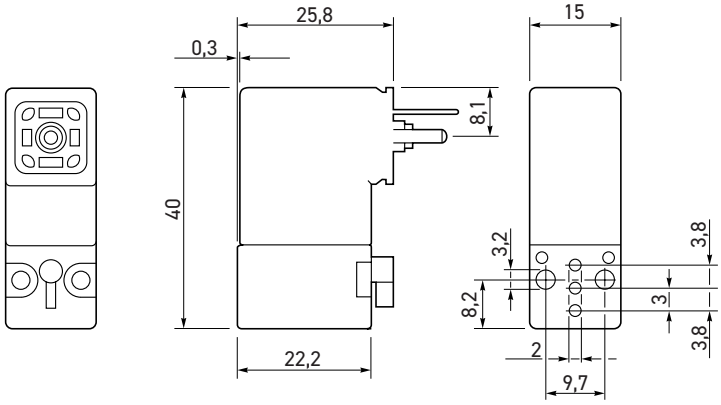

Connector with standard screw

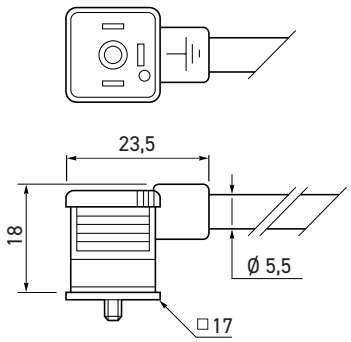

Connector with large headed screw

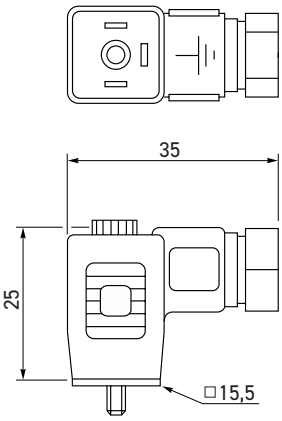

CNOMO 22 x 30 solenoid operators and connectors

P2F Operator

with 30 x 30 DIN form A coil

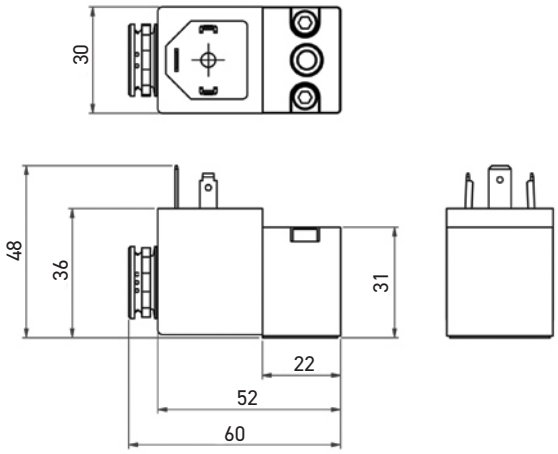

30 x 30 DIN form A connector

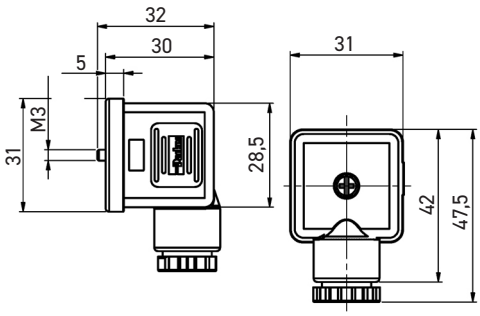

Side ported individual subbase - ISO 15407-1 - Sizes 02 & 01

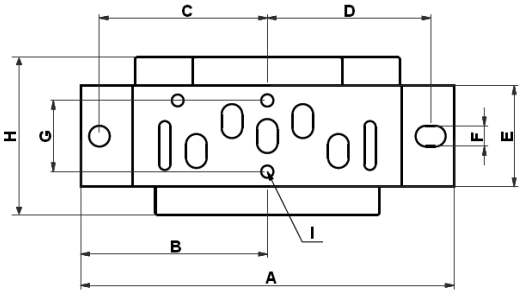

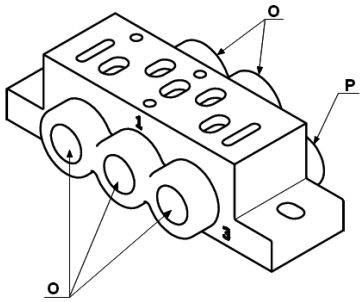

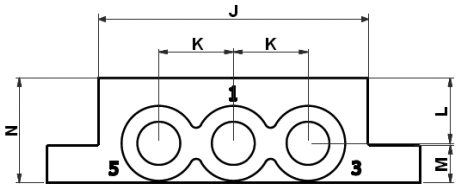

		Size	A	B	C	D	E	F	G	H	I	J	K	L	M	N	O	P
PL02-01-70	**BSPP**	02	80	40	35	33.75	19	5.5	12.5	27	M8	50	16	14	8	22.5	1/8	1/8
PL02-01-80	**NPT**	02	80	40	35	33.75	19	5.5	12.5	27	M8	50	16	14	8	22.5	1/8	1/8
PL01-02-70	**BSPP**	01	100	50	45	43.75	27	5.5	19	42.5	M8	72	20	17.5	10	28	1/4	1/8
PL01-02-80	**NPT**	01	100	50	45	43.75	27	5.5	19	42.5	M8	72	20	17.5	10	28	1/4	1/8

Front ported manifold & End plate - ISO 15407-1 - Size 01

		Size	A	B	C	D	E	F	G	H
PJL01-202-70	**BSPP**	01	55	100	-	-	54	-	-	-
PEJ01-03-70	**BSPP**	01	55	100	24	Ø5.5	-	17	22	90

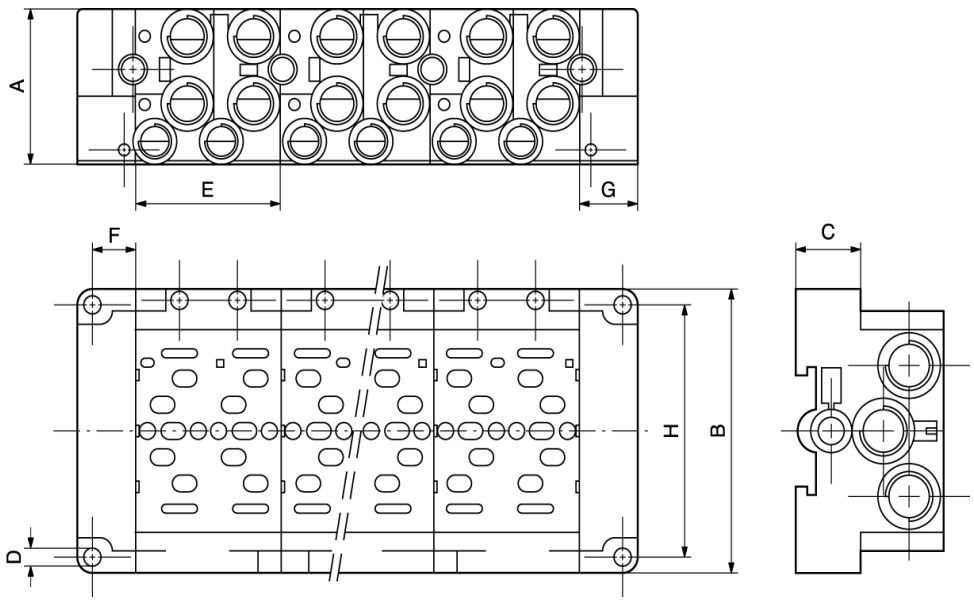

ISO 5599-1 Subbase & Manifolds

VDMA Side Ported Subbases

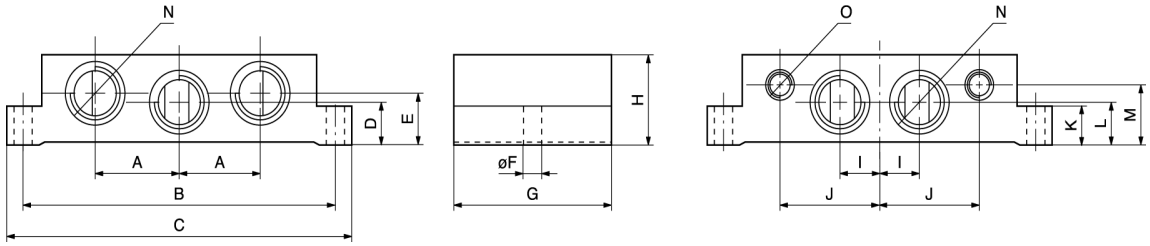

Order code	ISO Size	Port Size	A	B	C	D	E	F	G	H	I	J	K	L	M	N	O
P2N-VS512SD	1	G1/4	21.5	98	110	11	20	5.5	48	32	12	29	10	11	23	G1/4	G1/8
P2N-WS513SD	2	G3/8	28	112	124	14	26	6.6	56	40	15	37	13	14	30	G3/8	G1/8
P2N-YS514SD	3	G1/2	34	136	149	17	17	6.6	71	32	16	45	18	17	22	G1/2	G1/8

VDMA Bottom Ported Manifold

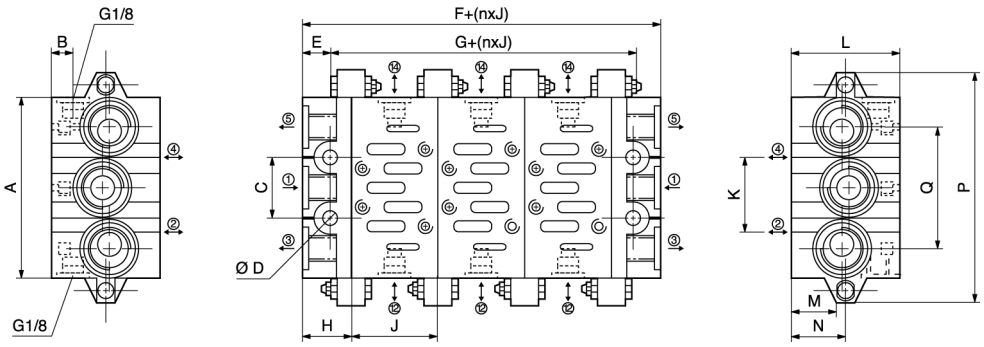

Order code	ISO Size	Port 1. 3. 5	Port 2. 4	A	B	C	D	E	F	G	H	J	K	L	M	N	O	P
P2N-VM512MB + P2N-VM513ES	1	G3/8	G1/4	85	8.5	28	7	11	44	22	22	43	26	46	21	24	56	110
P2N-WM513MB + P2N-WM514ES	2	G1/2	G3/8	100	9	35	9	13	52	26	26	56	30	47	22	24	68	135
P2N-YM514MB + P2N-YM518ES	3	G1	G1/2	140	10	52	12	15	60	30	30	71	38	56	31	34	104	190

Side ported subbases

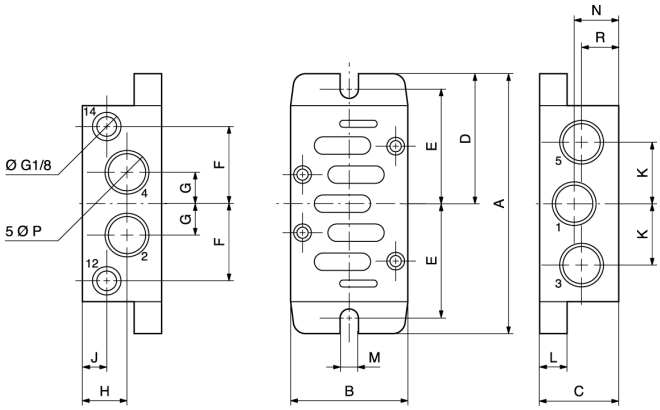

Order code	ISO Size	ØP	A	B	C	D	E	F	G	H	J	K	L	M	N	R
PL1-1/4-70	1	G1/4	110	46	29	55	49	30	11	17.75	17.75	22	6	5.5	17.75	17.75
PL1-3/8-70		G3/8														
PL2-3/8-70	2	G3/8	124	56	37	62	55	37	14.5	22.5	14	28	6	5.5	22.5	14.5
P2N-HS514SS		G1/2														
PL3-1/2-70	3	G1/2	149	71	60	74.5	68	45	21	33	10	40	18	6.6	37.5	22.5
P2N-JS516SD		G3/4														

Bottom ported subbases

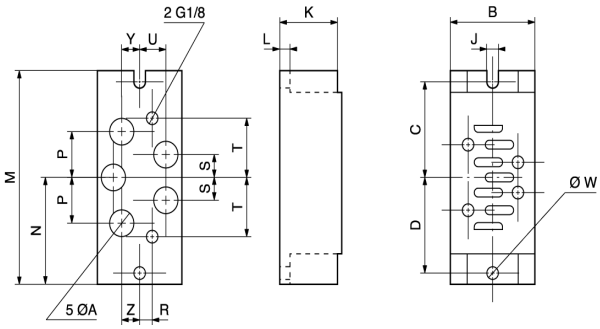

Order code	ISO Size	A	B	C	D	J	K	L	M	N	P	R	S	T	U	W	Y	Z
PD1-1/4-70	1	G1/4	46	49	49	5.5	29	6	110	55	22	10	11	30	10	5.5	10	10
PD2-3/8-70	2	G3/8	56	55	55	5.5	37	6	124	62	29	10	14.5	37	12.5	5.5	12.5	12.5
PD3-1/2-70	3	G1/2	77	68	68	6.6	32	18	149	74.5	34	10	17	45	17	6.5	17	17

H Universal Manifold

Size 02 (18 mm) to Size 2

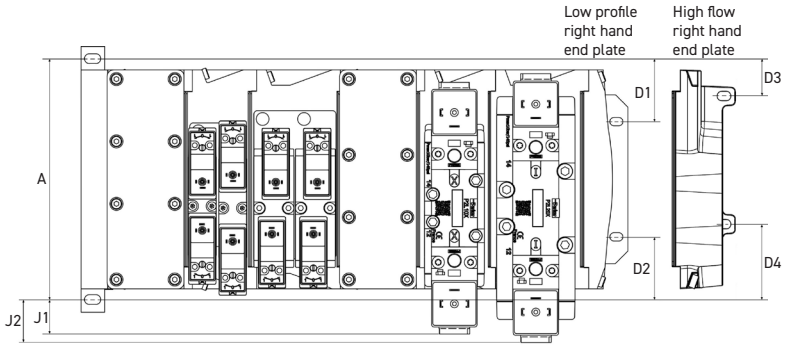

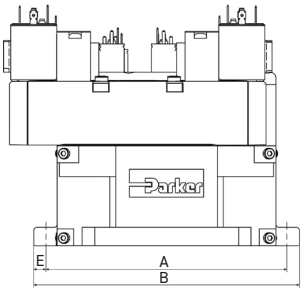

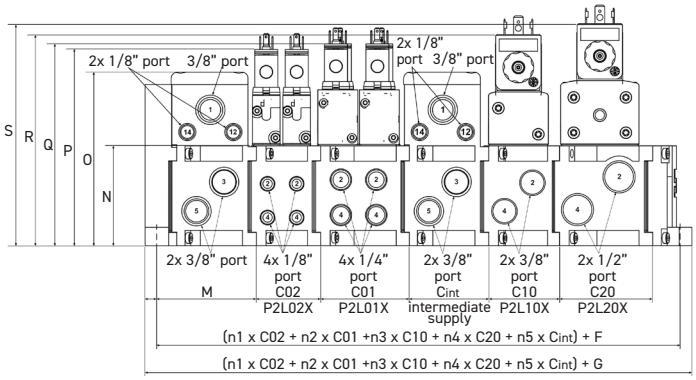

A	B	C02	C01	C10	C20	Cint	D1	D2	D3	D4	E	F	G	J1	J2	K	M	N	O	P	Q	R	S
173,0	156,5	41,8	57,8	46,8	60,8	51,8	40,7	40,7	24,3	48,8	8,0	78,6	111,6	33,3	48,7	7,5	61,1	58,7	113,0	127,8	131,1	137,0	143,5

Size 02 (18 mm) to Size 2 with H3 transition

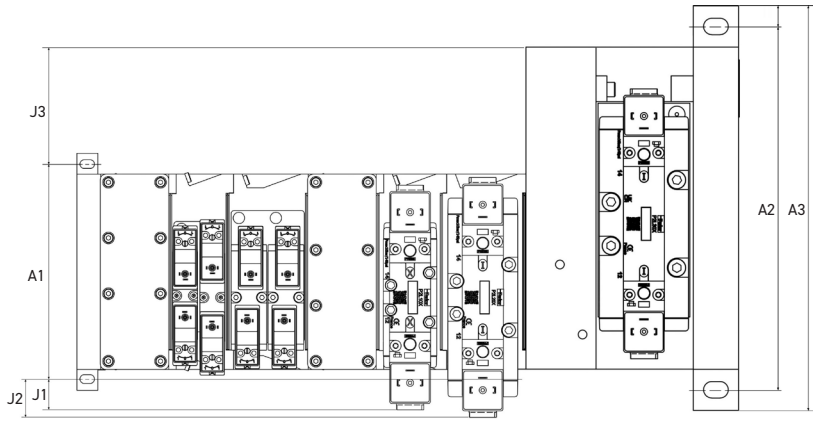

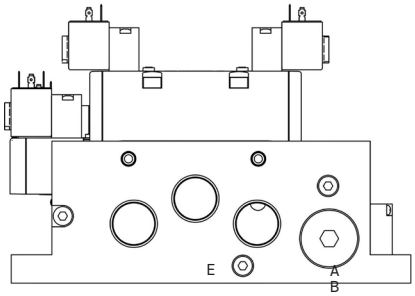

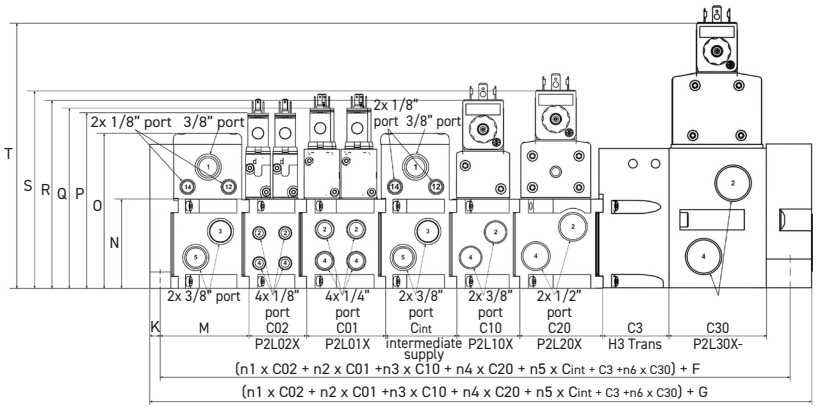

A1	A2	A3	C02	C01	C10	C20	Cint	C3	C30	F	G	J1	J2	J3	K	M	N	O	P	Q	R	S	T
173,0	265,0	365,3	41,8	57,8	46,8	60,8	51,8	51,0	71,0	77,6	101,6	33,3	48,7	88,3	7,5	61,1	48,7	113,0	127,8	131,0	137,0	143,5	191,4

Parker Hannifin Corporation
Motion Systems Group Europe
Parker Hannifin EMEA Sàrl European Headquarters
La Tuilière 6 Etoy
Switzerland CH-1163
www.parker.com

PDE2769TCUK 09.2026

Your Local Authorized Parker Distributor

© 2026 Parker Hannifin Corporation

www.parker.com