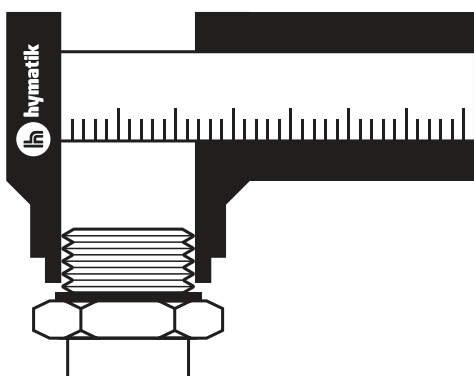


THREAD IDENTIFICATION CHART

and how to use it



hymatik

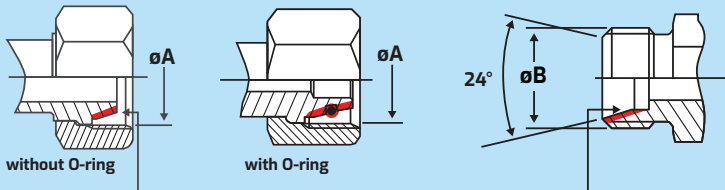


Thread Identification Chart

Ext. (B) mm	Int. (A) mm	Metric	*L/LL/H	BSPP/BSPT	1"=16/16	UNF	NORM Size	NPT	1"=16/16	Nut HEX mm
7,8 - 8,0	6,8 - 7,0	M8 x 1	4LL							10
9,3 - 9,7	8,5 - 8,9			1/8" x 28	02					14
9,3 - 9,7	8,5 - 8,9							1/8" x 27	02	
9,7 - 9,9	8,2 - 8,6	M10 x 1,5								
9,7 - 9,9	8,7 - 9,1	M10 x 1	6LL							12
10,9 - 11,1	9,7 - 10,0					7/16" x 20	04 (JIC)			14
11,6 - 11,9	10,2 - 10,6	M12 x 1,5	6L							14
12,4 - 12,7	11,3 - 11,6					1/2" x 20	05 (JIC)			17
12,9 - 13,1	11,4 - 11,9			1/4" x 19	04					19
12,9 - 13,1	11,4 - 11,9							1/4" x 18	04	
13,6 - 13,9	12,2 - 12,6	M14 x 1,5	8L/6S							17
14,0 - 14,3	12,7 - 13,0					9/16" x 18	06 (JIC) / 04 (ORFS)			19/17
15,5 - 15,8	14,4 - 14,7					5/8" x 18				
15,6 - 15,9	14,2 - 14,6	M16 x 1,5	10L/8S							19
16,3 - 16,6	14,9 - 15,4			3/8" x 19	06					22
16,3 - 16,6	14,9 - 15,4							3/8" x 18	06	
17,1 - 17,4	15,8 - 16,1					11/16" x 16	06 (ORFS)			22
17,6 - 17,9	16,2 - 16,6	M18 x 1,5	12L/10S							22
18,7 - 19,0	17,3 - 17,6					3/4" x 16	08 (JIC)			22
19,6 - 19,9	18,2 - 18,6	M20 x 1,5	12S							24
20,3 - 20,6	18,9 - 19,3					13/16" x 16	08 (ORFS)			24
20,5 - 20,9	18,6 - 19,0			1/2" x 14	08					27
20,7 - 21,1	18,3 - 18,7							1/2" x 14	08	
21,6 - 21,9	20,2 - 20,6	M22 x 1,5	15L/14S							27
22,0 - 22,2	20,2 - 20,5					7/8" x 14	10 (JIC)			27
22,6 - 22,9	20,6 - 21,0			5/8" x 14	10					
23,6 - 23,9	22,2 - 22,6	M24 x 1,5	16S							30
25,1 - 25,4	23,4 - 23,8					1" x 14	10 (ORFS)			30
25,6 - 25,9	24,2 - 24,6	M26 x 1,5	18L							32
26,1 - 26,4	24,1 - 24,5			3/4" x 14	12					32
26,3 - 26,7	23,7 - 24,1							3/4" x 14	12	
26,6 - 26,9	24,3 - 24,7					1 1/16" x 12	12 (JIC)			32
26,6 - 26,9	24,6 - 25,0	M27 x 2								
26,6 - 26,9	25,2 - 25,6	M27 x 1,5								
27,6 - 27,0	26,2 - 26,6	M28 x 1,5								
29,6 - 29,9	27,4 - 27,8	M30 x 2	22L/20S							36
29,6 - 29,9	28,2 - 28,6	M30 x 1,5								
29,8 - 30,1	27,6 - 27,9					1 3/16" x 12	14 (JIC) / 12 (ORFS)			36
29,8 - 30,2	27,8 - 28,1			7/8" x 14						
32,6 - 32,9	30,5 - 30,9	M33 x 2								
32,6 - 32,9	31,2 - 31,6	M33 x 1,5								
33,0 - 33,2	30,3 - 30,8			1" x 11	16					41
33,0 - 33,3	30,8 - 31,2					1 5/16" x 12	16 (JIC)			41
32,9 - 33,4	30,3 - 30,8							1" x 11,5	16	
35,6 - 35,9	33,4 - 33,8	M36 x 2	28L/25S							41/46
36,2 - 36,5	34,3 - 34,7					1 7/16" x 12	16 (ORFS)			41
37,6 - 37,9	34,8 - 35,1			1 1/8" x 11						
37,6 - 37,9	36,2 - 36,6	M38 x 1,5								
40,9 - 41,2	38,7 - 39,1					1 5/8" x 12	20 (JIC)			50
41,6 - 41,9	39,4 - 39,8	M42 x 2	30S							50
41,5 - 41,9	39,0 - 39,5			1 1/4" x 11	20					50
41,4 - 42,0	39,2 - 39,6							1 1/4" x 11,5	20	
42,5 - 42,8	40,6 - 41,0					1 11/16" x 12	20 (ORFS)			50
44,6 - 44,9	42,4 - 42,8	M45 x 2	35L							50
44,6 - 44,9	43,2 - 43,6	M45 x 1,5								
47,3 - 47,6	45,1 - 45,5					1 7/8" x 12	24 (JIC)			60
47,4 - 47,8	44,8 - 45,3			1 1/2" x 11	24					55
47,3 - 47,9	45,1 - 45,5							1 1/2" x 11,5	24	
50,5 - 50,8	48,6 - 49,0					2" x 12				
51,6 - 51,9	49,4 - 49,6	M52 x 2	42L/38S							60
51,6 - 51,9	50,2 - 50,6	M52 x 1,5								
59,4 - 59,8	56,5 - 56,8			2" x 11	32					70
59,9 - 60,2	56,4 - 56,7							2" x 11,5	32	
63,3 - 63,6	61,3 - 61,8					2 1/2" x 12	32 (JIC)			
64,6 - 64,9	62,6 - 63,0	M65 x 2								
65,4 - 65,7	62,7 - 63,0			2 1/4" x 11						
72,7 - 73,0	68,8 - 69,1							2 1/2" x 8	40	
74,9 - 75,2	72,2 - 72,5			2 1/2" x 11	40					
87,5 - 87,9	84,9 - 85,3			3" x 11	48					
88,5 - 88,9	84,7 - 85,1							3" x 8	48	

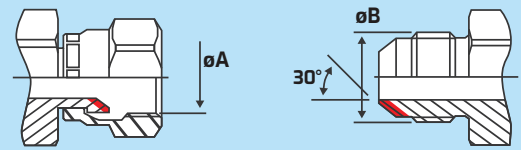
* L: Light
S: Heavy
LL: Light Light

METRIC (DIN 24°)



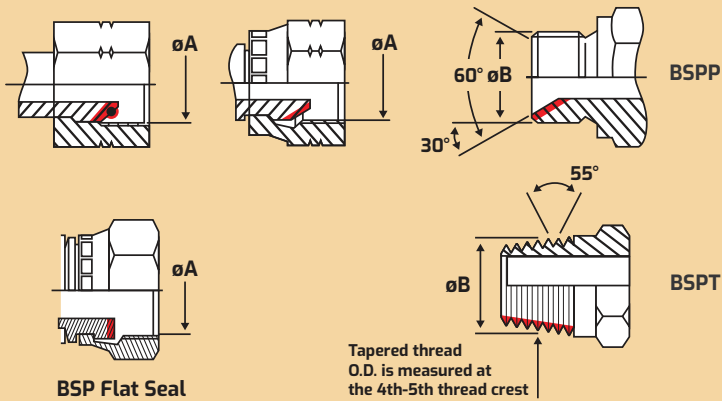
*To determine whether it is an L or H series, measure the tube outside diameter (O.D).

METRIC (JIS 30°)



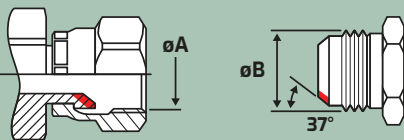
■ = Sealing surface

BSP (60°)

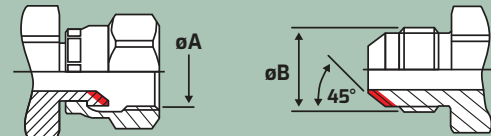


■ = Sealing surface

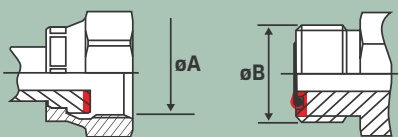
UNF - JIC (TRIPEL-LOK)



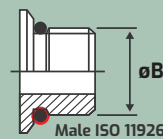
UNF - SAE 45° flare



UNF - ORFS (O-LOK)

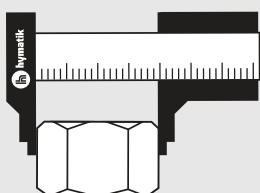


UNF

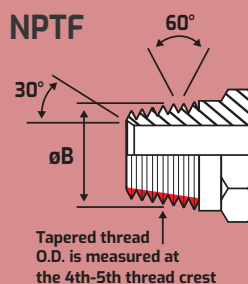


■ = Sealing surface

Nut HEX mm (L/H)



NPTF



■ = Sealing surface

Scan the QR code for more info:



www.hymatik.com/thread-identification-chart

How to use the Thread Identification Chart

Step 1 Parallel / Tapered Thread

Measure the first, 4th, and last thread crest.

If all 3 measurements are equal, the thread is parallel.

The O.D. of a parallel thread can be measured on any full thread crest.

If the 3 measurements are different, the thread is tapered.

The O.D. of a tapered thread is measured on the 4th full thread crest.

Scan the QR code for more info:



www.hymatik.com/thread-identification-chart

Step 2 o.d. / i.d.

Measure the inner/outer diameter using a caliper.

Step 3 Use the Thread Identification Chart

Look up the measured diameter in the corresponding column of the Thread Identification Chart.

Please note: there are separate columns for external thread "Ext. (B)" and internal thread "Int. (A)".

Step 4 Check the seal / sealing surface

If multiple rows in the Thread Identification Chart match the measured diameter,

use the seal / sealing surface illustration to identify the thread type.

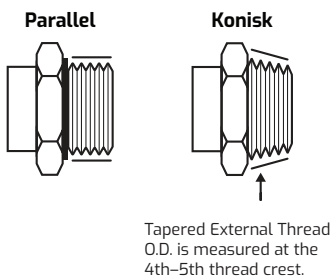
Step 5 HEX on the swivel nut

If it is not possible to disassemble the assembly, the HEX on the swivel nut can be measured using a caliper.

Measure the HEX size in mm across two flat sides of the swivel nut. Look it up in the corresponding column of the Thread Identification Chart and find the matching dimensions in the other columns.

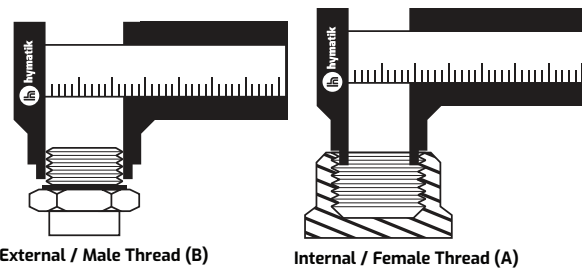
Measuring O.D.

Parallel and Tapered Threads



Measuring O.D and I.D.

External and Internal Threads



Measuring Thread Pitch

Metric and Inch Threads

