



# Industrial and Mobile Coolers

Installation and Maintenance Manual



ENGINEERING YOUR SUCCESS.

**Table of Contents**

<b>Table of Contents</b>	<b>Page No.</b>
ULAC Series Installation and Maintenance.....	3
ULOC Series Installation and Maintenance .....	5
ULDC Series Installation and Maintenance .....	7
ULHC Series Installation and Maintenance .....	9
Offer of Sale.....	11

In line with our policy of continuing product improvement, specifications and information contained in this catalog are subject to change.

Copyright ©2025 by Parker Hannifin Corporation. All rights reserved.

PRINTED IN THE U.S.A.

**WARNING**

**FAILURE OR IMPROPER SELECTION OR IMPROPER USE OF THE PRODUCTS AND/OR SYSTEMS DESCRIBED HEREIN OR RELATED ITEMS CAN CAUSE DEATH, PERSONAL INJURY AND PROPERTY DAMAGE.**

This document and other information from the Parker Hannifin Corporation, its subsidiaries and authorized distributors provide product and/or system options for further investigation by users having expertise. It is important that you analyze all aspects of your application, including consequences of any failure and review the information concerning the product or system in the current product catalog. Due to the variety of operating conditions and applications for these products or systems, the user, through its own analysis and testing, is solely responsible for making the final selection of the products and systems and assuring that all performance, safety and warning requirements of the application are met.

The products described herein, including without limitation, product features, specifications, designs, availability and pricing, are subject to change by Parker Hannifin Corporation and its subsidiaries at any time without notice.

**Offer of Sale**

The items described in this document are hereby offered for sale by Parker Hannifin Corporation, its subsidiaries or its authorized distributors. This offer and its acceptance are governed by provisions stated on a separate page of the document entitled 'Offer of Sale'.

**⚠ PROP 65 WARNING** **WARNING:** This product can expose you to chemicals including Lead and Lead Compounds which are known to the State of California to cause cancer and birth defects or other reproductive harm. For more information go to [www.P65Warnings.ca.gov](http://www.P65Warnings.ca.gov)

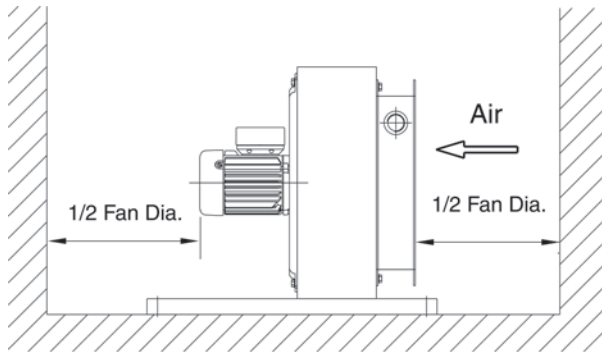


**ULAC with AC Motor Installation and Maintenance Instructions**

These instructions should be strictly observed prior to installation of the Parker ULAC cooler.

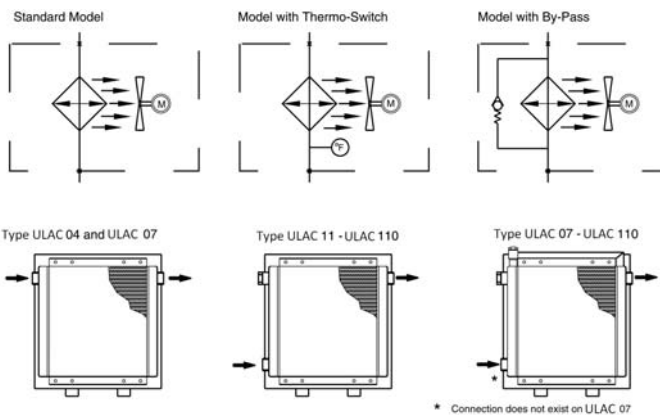
**Mounting**

The ULAC air oil cooler permits both suspended and foot mounting. To prevent personal injury, always secure the cooler adequately. The distance from the nearest wall should not be less than half the height of the cooler core.



**Hydraulic Connection**

Connect the cooler as illustrated below using hydraulic hoses both to and from the cooler. We recommend mounting in a separate cooling circuit; In case this is not possible, install the cooler in the system return line. Avoid linking to systems that could yield in pressure spikes greater than 200 psi. Parker shall not be liable for the consequences of any modification and/or variation with regards to connections.



**Electrical Connection**

**⚠ Danger 230/460V!**  
Installation should only be performed by a qualified electrician.

**Prior to Start-up**

- Check the cooler core and fan guard for damages
- Check that the cooler is correctly connected according to the above. Parker shall not be liable for the consequences of any variation.
- Manually turn fan to be sure it does not hit fan housing.
- Check that the cooler is provided with a caution label for rotating fan.

**Start-up**

- Check that the fan's direction of rotation is correct, i.e. that the electric motor poles are correctly connected.

**Noise Level**

Remaining in close proximity to the cooler for an extended period might be annoying. Inappropriate placement of the cooler, e.g. on a large flat sheet, could give rise to a high noise level. Contact Parker for advice.

**Cleaning the Cooler Core**

The easiest way to clean the air fins of the core is by using compressed air. Fouling can be dealt with using a high pressure washing system and a degreasing agent. Flush with water afterwards.

Caution: When using a high-pressure washing system, point the jet parallel to the air fins. The cooler core should be cool before cleaning.

To clean the inside of the core, connect the core to a closed circuit and flush the inside with degreasing agent. After cleaning, the core should be flushed with the same fluid as used in the system itself.

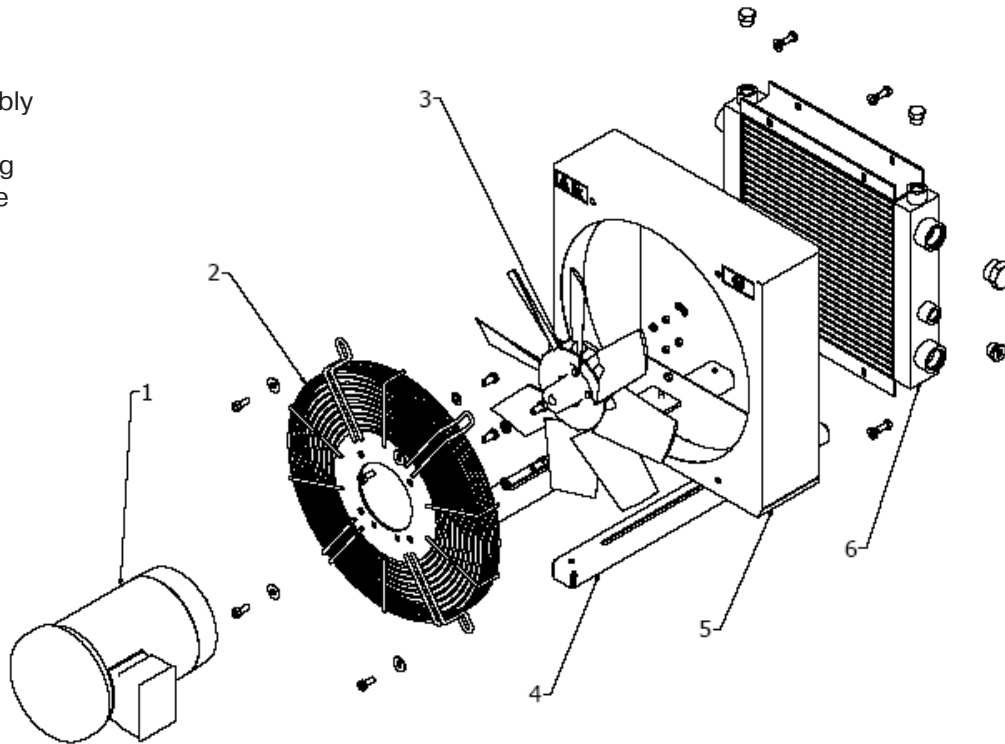
**⚠ PROP 65 WARNING** **WARNING:** This product can expose you to chemicals including Lead and Lead Compounds which are known to the State of California to cause cancer and birth defects or other reproductive harm. For more information go to [www.P65Warnings.ca.gov](http://www.P65Warnings.ca.gov)

**Miscellaneous**

- In the event of a breakdown, contact Parker. Parker shall not be liable for the consequences of any repair and/or modifications made by the customer.
- When handling the cooler, e.g. for cleaning, disconnect the power supply and remember that the cooler may be hot.
- The fan generates static electricity by air friction. Do not put sensitive equipment (electronics, etc.) in the immediate vicinity of the cooler.
- Contact Parker when using fluids that are very different to normal hydraulic fluid, e.g. fluids with high viscosity or in the case of cold starting.

**Parts List**

1. Motor
2. Fan guard
3. Fan assembly
4. Supports
5. Fan housing
6. Cooler core



**⚠ WARNING**

**FAILURE OR IMPROPER SELECTION OR IMPROPER USE OF THE PRODUCTS AND/OR SYSTEMS DESCRIBED HEREIN OR RELATED ITEMS CAN CAUSE DEATH, PERSONAL INJURY AND PROPERTY DAMAGE.**

This document and other information from the Parker Hannifin Corporation, its subsidiaries and authorized distributors provide product and/or system options for further investigation by users having expertise. It is important that you analyze all aspects of your application, including consequences of any failure and review the information concerning the product or system in the current product catalog. Due to the variety of operating conditions and applications for these products or systems, the user, through its own analysis and testing, is solely responsible for making the final selection of the products and systems and assuring that all performance, safety and warning requirements of the application are met.

The products described herein, including without limitation, product features, specifications, designs, availability and pricing, are subject to change by Parker Hannifin Corporation and its subsidiaries at any time without notice.

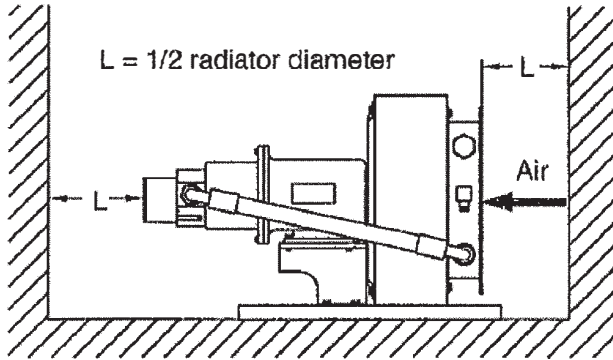
**⚠ PROP 65 WARNING** **WARNING:** This product can expose you to chemicals including Lead and Lead Compounds which are known to the State of California to cause cancer and birth defects or other reproductive harm. For more information go to [www.P65Warnings.ca.gov](http://www.P65Warnings.ca.gov)

**ULOC Cooling System Installation and Maintenance Instructions**

These instructions should be observed prior to installation of the Parker ULOC cooler.

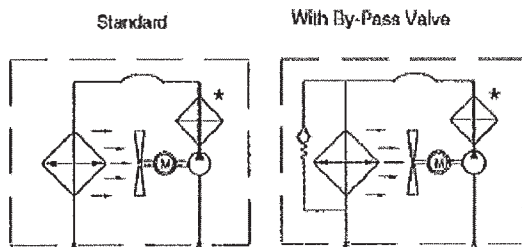
**Mounting**

The ULOC cooling system permits both horizontal and vertical mounting. Consult Parker for details. To prevent personal injury, always secure the cooler adequately. The distance from the nearest wall should not be less than half the height of the radiator.

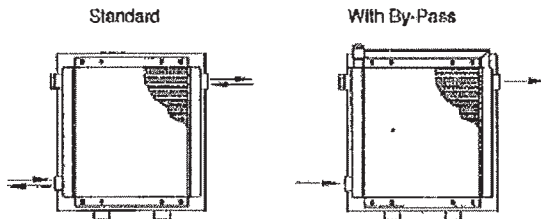


**Hydraulic Connection**

Connect the cooler as illustrated below using hydraulic hoses both to and from the cooler. Parker recommends mounting the cooler in a separate cooling circuit. Parker shall not be liable for the results of any connection modification and/or variation.



\* Recommended location of optional filter.



**Pump Connection**

Place the suction side of the circulation pump as close to the tank as possible. The suction line diameter should not be less than the size of the pump connection. A void flow rates in excess of 3ft/s in suction line. If possible, place pump below the fluid level of the tank. If this is not possible, limit the horizontal distance between the pump and tank to less than 3 feet.

**⚠ Caution:** The pump should not be run in such a way that the output pressure exceeds 60psi.

Excessive pressure buildup may occur in the system if pump outlet is blocked or severely throttled. This could damage the pump and cause personal injury.

Contaminated fluid reduces the service life of the pump. Use clean fluids as much as possible.

**Electrical Connection**

**⚠ Caution:** Standard motor uses a 230 | 460V electric source. Work should only be performed by a qualified electrician.

**Prior to Start-up**

- Check the cooler radiator and fan guard for damage.
- Check that the cooler is connected according to the diagrams listed. Parker shall not be liable for the consequences of any variation
- Make sure that all valves or similar components are operating.
- Manually run fan to make sure there is clearance between the fan blades and the fan shroud.
- If cooler is installed above the level of the fluid tank, protect the line by filling it with fluid.

**⚠ Caution:** The pump has no built in relief valve.

**At Start-up**

Check that the fan is rotating in the correct direction.

**Noise Level**

The noise level for the coolers range from 70 to 90 dB(A). Hearing protection may be required. Please consult Parker if you feel the noise level is excessive for the application.

**Cleaning the Cooler Radiator**

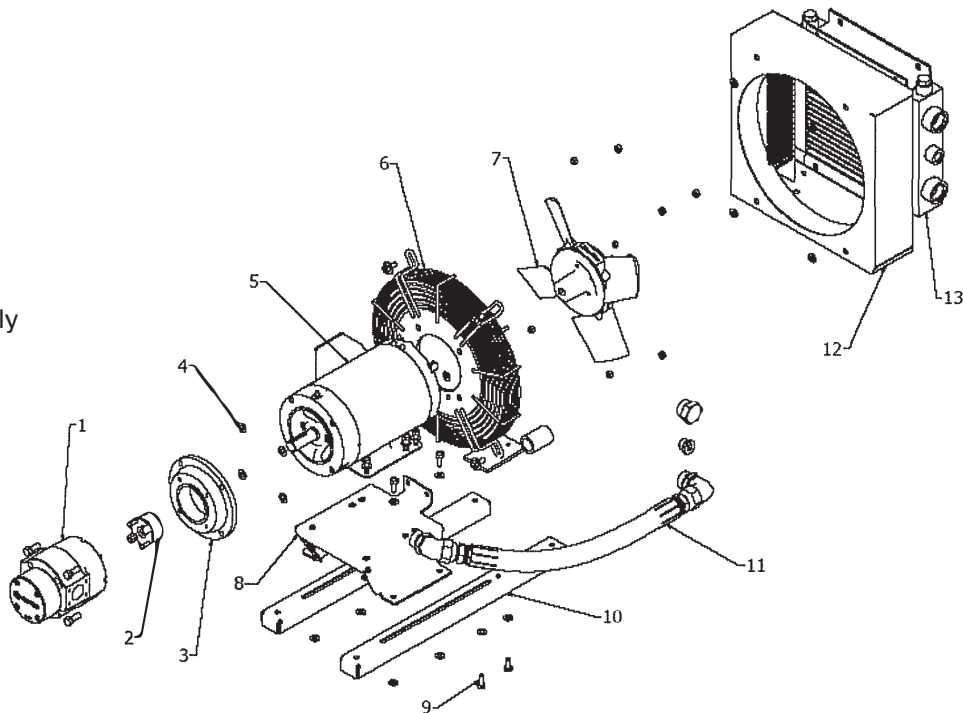
The easiest way to clean the air fins of the radiator is by using compressed air. Fouling can be dealt with by using a high pressure washing system and a degreasing agent.

**⚠ Caution:** When using a high pressure washing system, point the jet parallel to the air fins. The cooler radiator should be cool before cleaning.

To clean the inside of the radiator, connect the radiator to a closed circuit and flush the inside with a degreasing agent. After cleaning the radiator, it should be flushed with the same fluid as used in the system.

**Parts List**

1. Pump
2. Coupling
3. Adapter Plate
4. Washers
5. Motor
6. Fan Guard
7. Fan
8. Console
9. Screws
10. Supports
11. Hose Assembly
12. Fan Housing
13. Cooler Core

**Cleaning the Pump**

The pump is a sealed unit. Parker shall not be liable for the consequences of disassembly. If the pump has been running with contaminated fluid, clean the pump by running it with clean fluid.

**⚠ Caution:** When cleaning the exterior of the pump (e.g. washing) disconnect the electric motor from the power supply.

**Miscellaneous**

In the event of a breakdown, contact Parker. Parker shall not be liable for the consequences of any repair and or modifications made without prior consent. When handling the cooler (e.g. for cleaning) disconnect the power supply and remember that the cooler may be hot. The fan generates static electricity by air friction. Do not put sensitive equipment in the immediate vicinity of the cooler. Consult Parker when using fluids that are different to normal hydraulic fluid (e.g. fluids with a high viscosity or in the case of cold starting).

**⚠ WARNING**

**FAILURE OR IMPROPER SELECTION OR IMPROPER USE OF THE PRODUCTS AND/OR SYSTEMS DESCRIBED HEREIN OR RELATED ITEMS CAN CAUSE DEATH, PERSONAL INJURY AND PROPERTY DAMAGE.**

This document and other information from the Parker Hannifin Corporation, its subsidiaries and authorized distributors provide product and/or system options for further investigation by users having expertise. It is important that you analyze all aspects of your application, including consequences of any failure and review the information concerning the product or system in the current product catalog. Due to the variety of operating conditions and applications for these products or systems, the user, through its own analysis and testing, is solely responsible for making the final selection of the products and systems and assuring that all performance, safety and warning requirements of the application are met.

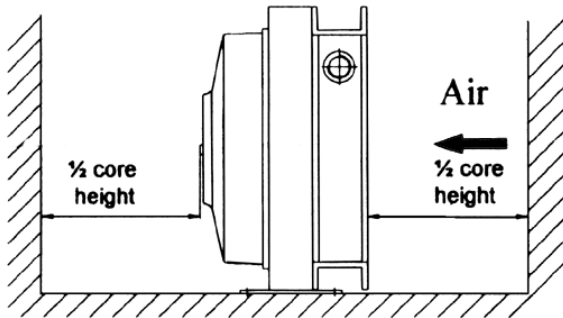
The products described herein, including without limitation, product features, specifications, designs, availability and pricing, are subject to change by Parker Hannifin Corporation and its subsidiaries at any time without notice.

**ULDC with DC Motor Installation and Maintenance Instructions**

These instructions should be observed prior to installation of the Parker ULDC cooler.

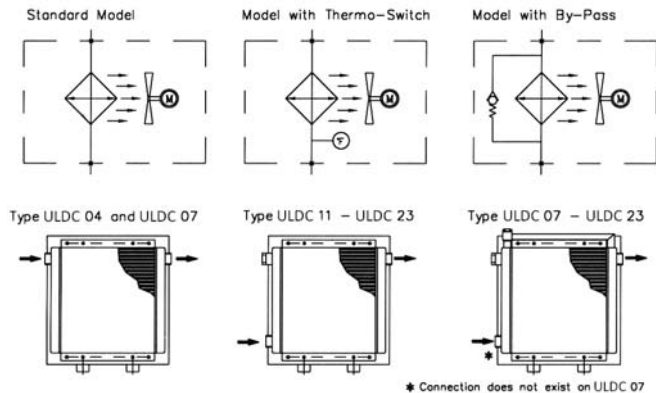
**Mounting**

The Parker coolers permit both horizontal and vertical mounting. The conduit entry of the DC motor must always be turned downwards. To prevent personal injury, always secure the cooler adequately. The distance from the nearest obstruction should not exceed half the height of the cooler core.



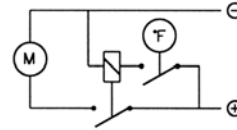
**Hydraulic Connection**

Connect the cooler as illustrated below using hydraulic hoses both to and from the cooler. We recommend mounting in a separate cooling circuit when possible. When this can not be done, install the cooler in the system return line. Avoid linking to systems that could cause pressure spikes in excess of 200 psi. Parker shall not be held responsible for any consequences due to modification and/or variation with regard to connections.

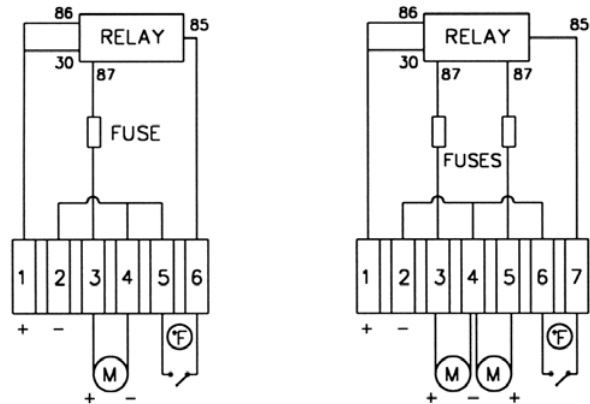


**Electrical Connection**

Parker ULDC cooler is supplied with a 12V or 24V DC motor. Connect the power source to the cooler as illustrated below. For protection of the motor, always use a relay.



The circuit diagram below should be applied when connecting a cooler equipped with a switch box.



In case where the cooler is provided with a thermostwitch, use a relay if the current ULDC is greater than:

- 10A at 12V DC
- 5A at 24V DC

**Prior to Start-up**

- Check the cooler radiator and fan guard for damage.
- Check that the cooler is provided with a caution label for fan rotation
- Check that the cooler is correctly connected according to the above. Parker shall not be held responsible for any consequences due to variations.

**PROP 65 WARNING** WARNING: This product can expose you to chemicals including Lead and Lead Compounds which are known to the State of California to cause cancer and birth defects or other reproductive harm. For more information go to [www.P65Warnings.ca.gov](http://www.P65Warnings.ca.gov)



**At Start-up**

Check that the direction of rotation is correct, i.e. that the electromotor poles are connected correctly.

**Noise Level**

Remaining close to the cooler for an extended time may be annoying. Inappropriate mounting location may generate increased noise level.

**Cleaning the Cooler Core**

The easiest method of cleaning the air fins is by using compressed air. Fouling can be dealt with by using a high-pressure washing system with a degreasing agent. Flush with water afterwards.

**Note:** When using a high-pressure washing system, be careful to align the water jet parallel to the air fins. Additionally, the cooler core must be cool before cleaning.

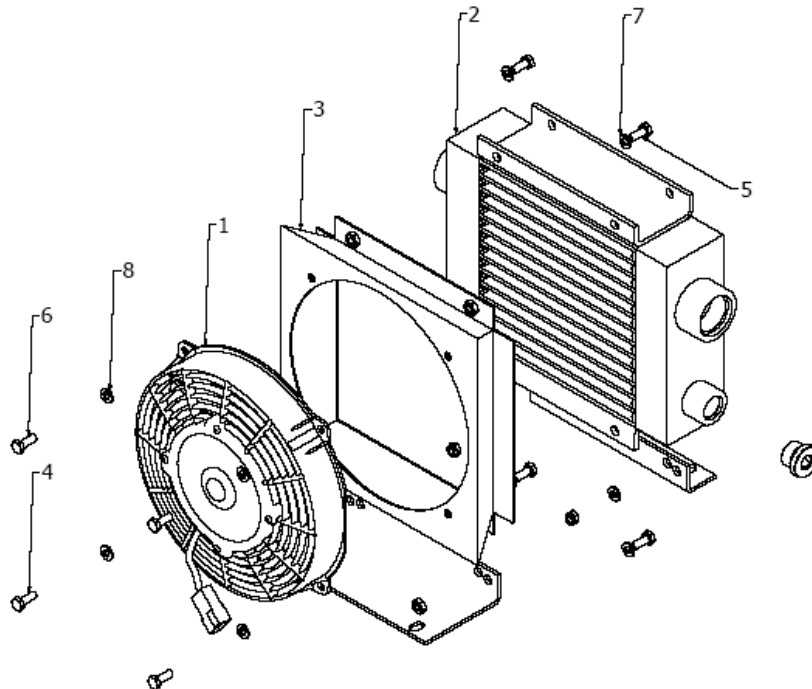
**Parts List**

1. Fan Assembly
2. Cooler Core
3. Fan Housing
- 4-6. Fasteners
- 7-8. Washers

When cleaning the inside of the cooler core, connect the core to a closed circuit and flush the inside with a degreasing agent. After cleaning, flush with the same fluid that will be used in the system.

**Miscellaneous**

- In the event of breakdown, consult Parker.
- When handling the cooler, e.g. for cleaning or repair, disconnect all power supply. Be careful, the cooler may be hot.
- The fan generates static electricity by air friction. Do not put sensitive electronic equipment in the immediate vicinity of the cooler.
- Consult Parker when using fluids different from standard hydraulic fluids such as heavy lubricating oils.
- The electromotor may only be connected to the specified direct current. Parker shall not be held responsible for any consequences due to improper connections.
- Parker shall not be held responsible for any consequences due to repair or modification made by the customer.



**⚠ WARNING**

**FAILURE OR IMPROPER SELECTION OR IMPROPER USE OF THE PRODUCTS AND/OR SYSTEMS DESCRIBED HEREIN OR RELATED ITEMS CAN CAUSE DEATH, PERSONAL INJURY AND PROPERTY DAMAGE.**

This document and other information from the Parker Hannifin Corporation, its subsidiaries and authorized distributors provide product and/or system options for further investigation by users having expertise. It is important that you analyze all aspects of your application, including consequences of any failure and review the information concerning the product or system in the current product catalog. Due to the variety of operating conditions and applications for these products or systems, the user, through its own analysis and testing, is solely responsible for making the final selection of the products and systems and assuring that all performance, safety and warning requirements of the application are met.

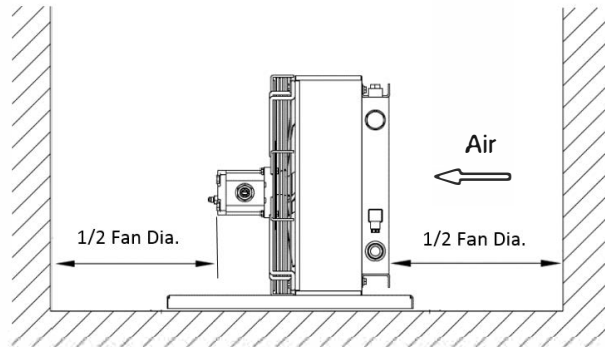
The products described herein, including without limitation, product features, specifications, designs, availability and pricing, are subject to change by Parker Hannifin Corporation and its subsidiaries at any time without notice.

## ULHC with Hydraulic Motor Installation and Maintenance Instructions

These instructions should be strictly observed prior to installation of the PARKER ULHC cooler.

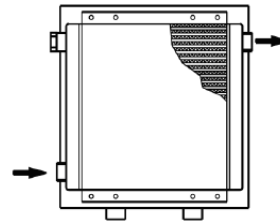
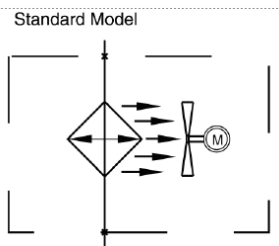
### Mounting

The ULHC air oil cooler permits suspended hydraulic motor mounting. To prevent personal injury, always secure the cooler adequately. The distance from the nearest wall should not be less than half the height of the cooler core.



### Hydraulic Connection

Connect the cooler as illustrated below using hydraulic hoses both to and from the cooler. We recommend mounting in a separate cooling circuit; In case this is not possible, install the cooler in the system return line. Avoid linking to systems that could yield in pressure spikes greater than 200 psi. Hydraulic motor supply and return lines should be connected using hydraulic hoses. PARKER shall not be liable for the consequences of any modification and/or variation with regards to connections.



### Prior to Start-up

- Check the cooler core and fan guard for damages
- Check that the cooler is correctly connected according to the above. PARKER shall not be liable for the consequences of any variation.
- Manually turn fan to be sure it does not hit fan housing.
- Check that the cooler is provided with a caution label for rotating fan.

### At Start-up

- Check that the fan's direction of rotation is correct, i.e. that the electric motor poles are correctly connected.

### Noise Level

Remaining in close proximity to the cooler for an extended period might be annoying. Inappropriate placement of the cooler, e.g. on a large flat sheet, could give rise to a high noise level. Contact PARKER for advice.

### Cleaning the Cooler Core

The easiest way to clean the air fins of the core is by using compressed air. Fouling can be dealt with using a high-pressure washing system and a degreasing agent. Flush with water afterwards.

Caution: When using a high-pressure washing system, point the jet parallel to the air fins. The cooler core should be cool before cleaning.

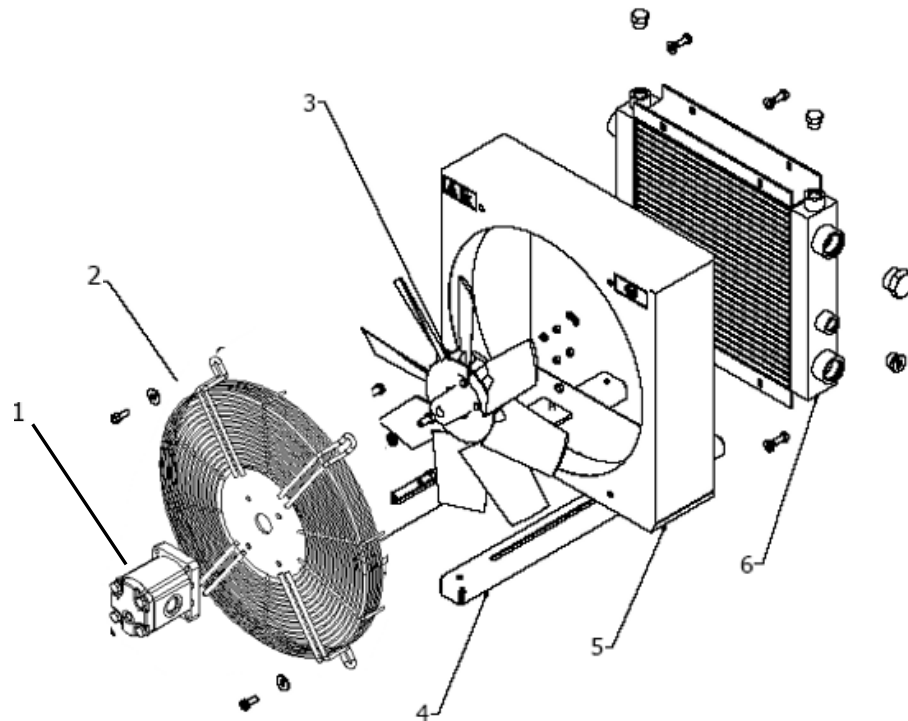
To clean the inside of the core, connect the core to a closed circuit and flush the inside with degreasing agent. After cleaning, the core should be flushed with the same fluid as used in the system itself.

**Miscellaneous**

- In the event of a breakdown, contact PARKER. PARKER shall not be liable for the consequences of any repair and/or modifications made by the customer.
- When handling the cooler, e.g. for cleaning, disconnect the hydraulic power supply and remember that the cooler
- The fan generates static electricity by air friction. Do not put sensitive equipment (electronics, etc.) in the immediate vicinity of the cooler.
- Contact PARKER when using fluids that are very different to normal hydraulic fluid, e.g. fluids with high viscosity or in the case of cold starting.

**Parts List**

1. Hydraulic Motor
2. Fan guard
3. Fan assembly
4. Supports
5. Fan housing
6. Cooler core



**⚠ WARNING**

**FAILURE OR IMPROPER SELECTION OR IMPROPER USE OF THE PRODUCTS AND/OR SYSTEMS DESCRIBED HEREIN OR RELATED ITEMS CAN CAUSE DEATH, PERSONAL INJURY AND PROPERTY DAMAGE.**

This document and other information from the Parker Hannifin Corporation, its subsidiaries and authorized distributors provide product and/or system options for further investigation by users having expertise. It is important that you analyze all aspects of your application, including consequences of any failure and review the information concerning the product or system in the current product catalog. Due to the variety of operating conditions and applications for these products or systems, the user, through its own analysis and testing, is solely responsible for making the final selection of the products and systems and assuring that all performance, safety and warning requirements of the application are met.

The products described herein, including without limitation, product features, specifications, designs, availability and pricing, are subject to change by Parker Hannifin Corporation and its subsidiaries at any time without notice.

The items described in this document and other documents and descriptions provided by Parker Hannifin Corporation, its subsidiaries and its authorized distributors ("Seller") are hereby offered for sale at prices to be established by Seller. This offer and its acceptance by any customer ("Buyer") shall be governed by all of the following Terms and Conditions. Buyer's order for any item described in its document, when communicated to Seller verbally, or in writing, shall constitute acceptance of this offer. All goods, services or work described will be referred to as "Products".

**1. Terms.** All sales of Products by Seller will be governed by, and are expressly conditioned upon Buyer's assent to, these Terms. These Terms are incorporated into any Quote provided by Seller to Buyer. Buyer's order for any Products whether communicated to Seller verbally, in writing, by electronic data interface or other electronic commerce, shall constitute acceptance of these Terms. Seller objects to any contrary or additional terms or conditions of Buyer. Reference in Seller's order acknowledgement to Buyer's purchase order or purchase order number shall in no way constitute an acceptance of any of Buyer's terms or conditions of purchase. Any Quote made by Seller to Buyer shall be considered a firm and definite offer and shall not be deemed to be otherwise despite any language on the face of the Quote. Seller reserves all rights to accept or reject any purported acceptance by Buyer to Seller's Quote if such purported acceptance attempts to vary the terms of the Quote. If Seller ships Products after Buyer issues an acceptance to the Quote, any additional or different terms proposed by Buyer will not become part of the parties' business relationship unless agreed to in a writing that is signed by an authorized representative of Seller, excluding email correspondence. If the transaction proceeds without such agreement on the part of Seller, the business relationship will be governed solely by these Terms and the specific terms in Seller's Quote.

**2. Price; Payment.** The Products set forth in the Quote are offered for sale at the prices indicated in the Quote. Unless otherwise specifically stated in the Quote, prices are valid for thirty (30) days and do not include any sales, use, or other taxes or duties. Seller reserves the right to modify prices for any reason and at any time by giving ten (10) days prior written notice. Unless otherwise specified by Seller, all prices are F.C.A. Seller's facility (INCOTERMS 2020). All sales are contingent upon credit approval and full payment for all purchases is due thirty (30) days from the date of invoice (or such date as may be specified in the Quote). Under any circumstances, Buyer may not withhold or suspend payment of any amounts due and payable as a deduction, set-off or recoupment of any amount, claim or dispute with Seller. Unpaid invoices beyond the specified payment date incur interest at the rate of 1.5% per month or the maximum allowable rate under applicable law. Seller reserves the right to require advance payment or provision of securities for first and subsequent deliveries if there is any doubt, in Seller's sole determination, regarding the Buyer's creditworthiness or for other business reasons. If the requested advance payment or securities are not provided to Seller's satisfaction, Seller reserves the right to suspend performance or reject the purchase order, in whole or in part, without prejudice to Seller's other rights or remedies, including the right to full compensation. Seller may revoke or shorten any payment periods previously granted in Seller's sole determination. The rights and remedies herein reserved to Seller are cumulative and in addition to any other or further rights and remedies available at law or in equity. No waiver by Seller of any breach by Buyer of any provision of these terms will constitute a waiver by Seller of any other breach of such provision.

**3. Shipment; Delivery;** Title and Risk of Loss. All delivery dates are approximate, and Seller is not responsible for damages or additional costs resulting from any delay. All deliveries are subject to our ability to procure materials from our suppliers. Regardless of the manner of shipment, delivery occurs and title and risk of loss or damage pass to Buyer, upon placement of the Products with the carrier at Seller's facility. Unless otherwise agreed prior to shipment and for domestic delivery locations only, Seller will select and arrange, at Buyer's sole expense, the carrier and means of delivery. When Seller selects and arranges the carrier and means of delivery, freight and insurance costs for shipment to the designated delivery location will be prepaid by Seller and added as a separate line item to the invoice. Buyer shall be responsible for any additional shipping charges incurred by Seller due to Buyer's acts or omissions. Buyer shall not return or repackage any Products without the prior written authorization from Seller, and any return shall be at the sole cost and expense of Buyer.

**4. Warranty.** The warranty for the Products is as follows: (i) Goods are warranted against defects in material or workmanship for a period of eighteen (18) months from the date of delivery or 2,000 hours of use, whichever occurs first; (ii) Services shall be performed in accordance with generally accepted practices and using the degree of care and skill that is ordinarily exercised and customary in the field to which the Services pertain and are warranted for a period of six (6) months from the date of completion of the Services; and (iii) Software is only warranted to perform in accordance with applicable specifications provided by Seller to Buyer for ninety (90) days from the date of delivery or, when downloaded by a Buyer or end-user, from the date of the initial download. All prices are based upon the exclusive limited warranty stated above, and upon the following disclaimer: **EXEMPTION CLAUSE; DISCLAIMER OF WARRANTY, CONDITIONS, REPRESENTATIONS: THIS WARRANTY IS THE SOLE AND ENTIRE WARRANTY, CONDITION, AND REPRESENTATION, PERTAINING TO PRODUCTS. SELLER DISCLAIMS ALL OTHER WARRANTIES, CONDITIONS, AND REPRESENTATIONS, WHETHER STATUTORY, EXPRESS OR IMPLIED, INCLUDING BUT NOT LIMITED TO THOSE RELATING TO DESIGN, NONINFRINGEMENT, MERCHANTABILITY, AND FITNESS FOR A PARTICULAR PURPOSE. SELLER DOES NOT WARRANT THAT THE SOFTWARE IS ERROR-FREE OR FAULT-TOLERANT, OR THAT BUYER'S USE THEREOF WILL BE SECURE OR UNINTERRUPTED, UNLESS OTHERWISE AUTHORIZED IN WRITING BY SELLER, THE SOFTWARE SHALL NOT BE USED IN CONNECTION WITH HAZARDOUS OR HIGH-RISK ACTIVITIES OR ENVIRONMENTS. EXCEPT AS EXPRESSLY STATED HEREIN, ALL PRODUCTS ARE PROVIDED "AS IS".**

**5. Claims; Commencement of Actions.** Buyer shall promptly inspect all Products upon receipt. No claims for shortages will be allowed unless reported to Seller within ten (10) days of delivery. Buyer shall notify Seller of any alleged breach of warranty within thirty (30) days after the date the non-conformance is or should have been discovered by Buyer. Any claim or action against Seller based upon breach of contract or any other theory, including tort, negligence, or otherwise must be commenced within twelve (12) months from the date of the alleged breach or other alleged event, without regard to the date of discovery.

**6. LIMITATION OF LIABILITY. IN THE EVENT OF A BREACH OF WARRANTY, SELLER WILL, AT ITS OPTION, REPAIR OR REPLACE THE NON-CONFORMING PRODUCTS, RE-PERFORM THE SERVICES, OR REFUND THE PURCHASE PRICE PAID WITHIN A REASONABLE PERIOD OF TIME. IN NO EVENT IS SELLER LIABLE FOR ANY SPECIAL, INDIRECT, INCIDENTAL OR CONSEQUENTIAL DAMAGES INCLUDING ANY LOSS OF REVENUE OR PROFITS, WHETHER BASED IN CONTRACT, TORT OR OTHER LEGAL THEORY. IN NO EVENT SHALL SELLER'S LIABILITY UNDER ANY CLAIM MADE BY BUYER EXCEED THE PURCHASE PRICE PAID FOR THE PRODUCTS.**

**7. Confidential Information.** Buyer acknowledges and agrees that Confidential Information has been and will be received in confidence and will remain the property of Seller. Buyer further agrees that it will not use Seller's Confidential Information for any purpose other than for the benefit of Seller and shall return all such Confidential Information to Seller within thirty (30) days upon request.

**8. Loss to Buyer's Property.** Buyer's Property will be considered obsolete and may be destroyed by Seller after two (2) consecutive years have elapsed without Buyer ordering the Products manufactured using Buyer's Property. Also, Seller shall not be responsible for any loss or damage to Buyer's Property while it is in Seller's possession or control.

**9. Special Tooling.** Seller may impose a tooling charge for any Special Tooling. Special Tooling shall be and remain Seller's property. In no event will Buyer acquire any interest in the Special Tooling, even if such Special Tooling has been specially converted or adapted for manufacture of Goods for Buyer and notwithstanding any charges paid by Buyer. Unless otherwise agreed, Seller has the right to alter, discard or otherwise dispose of any Special Tooling or other property owned by Seller in its sole determination at any time.

**10. Security Interest.** To secure payment of all sums due from Buyer, Seller retains a security interest in all Products delivered to Buyer, and Buyer's acceptance of these Terms is deemed to be a Security Agreement under the Uniform Commercial Code. Buyer authorizes Seller as its attorney to execute and file on Buyer's behalf all documents Seller deems necessary to perfect Seller's security interest.

**11. User Responsibility.** Buyer, through its own analysis and testing, is solely responsible for making the final selection of the Products and assuring that all performance, endurance, maintenance, safety and warning requirements of the application of the Products are met. Buyer must analyze all aspects of the application and follow applicable industry standards, specifications, and any technical information provided with the Quote or the Products, such as Seller's instructions, guides and specifications. If Seller provides options of or for Products based upon data or specifications provided by Buyer, Buyer is responsible for determining that such data and specifications are suitable and sufficient for all applications and reasonably foreseeable uses of the Products. In the event Buyer is not the end-user of the Products, Buyer will ensure such end-user complies with this paragraph.

**12. Use of Products, Indemnity by Buyer.** Buyer shall comply with all instructions, guides and specifications provided by Seller with the Quote or the Products. If Buyer uses or resells the Products in any way prohibited by Seller's instructions, guides or specifications, or Buyer otherwise fails to comply with Seller's instructions, guides and specifications, Buyer acknowledges that any such use, resale, or non-compliance is at Buyer's sole risk. Further, Buyer shall indemnify, defend, and hold Seller harmless from any losses, claims, liabilities, damages, lawsuits, judgments and costs (including attorney fees and defense costs), whether for personal injury, property damage, intellectual property infringement or any other claim, arising out of or in connection with: (a) improper selection, design, specification, application, or any misuse of Products; (b) any act or omission, negligent or otherwise, of Buyer; (c) Seller's use of Buyer's Property; (d)

damage to the Products from an external cause, repair or attempted repair by anyone other than Seller, failure to follow instructions, guides and specifications provided by Seller, use with goods not provided by Seller, or opening, modifying, deconstructing, tampering with or repackaging the Products; or (e) Buyer's failure to comply with these Terms, including any legal or administrative proceedings, collection efforts, or other actions arising from or relating to such failure to comply. Seller shall not indemnify Buyer under any circumstance except as otherwise provided in these Terms.

**13. Cancellations and Changes.** Buyer may not cancel or modify, including but not limited to movement of delivery dates for the Products, any order for any reason except with Seller's written consent and upon terms that will indemnify, defend and hold Seller harmless against all direct, incidental and consequential loss or damage and any additional expense. Seller, at any time, may change features, specifications, designs and availability of Products.

**14. Assignment.** Buyer may not assign its rights or obligations without the prior written consent of Seller.

**15. Force Majeure.** Seller is not liable for delay or failure to perform any of its obligations by reason of any events or circumstances beyond its reasonable control. Such circumstances include without limitation: accidents, labor disputes or stoppages, government acts or orders, acts of nature, pandemics, epidemics, other widespread illness, or public health emergency, cyber related disruptions, cyber-attacks, ransomware sabotage, delays or failures in delivery from carriers or suppliers, shortages of materials, sudden increases in the price of raw material or components, shutdowns or slowdowns affecting the supply of raw materials or components, or the transportation thereof, oil shortages or oil price increases, energy crisis, energy or fuel interruption, war (whether declared or not) or the serious threat of same, riots, rebellions, acts of terrorism, embargoes, fire or any reason whether similar to the foregoing or otherwise. Seller will resume performance as soon as practicable after the event of force majeure has been removed. All delivery dates affected by an event of force majeure shall be tolled for the duration of such event of force majeure and rescheduled for mutually agreed dates as soon as practicable after the event of force majeure ceases to exist. The right to allocate capacity is in the Seller's sole discretion. An event of force majeure shall not include financial distress, insolvency, bankruptcy, or other similar conditions affecting one of the parties, affiliates and/or sub-contractors. An event of force majeure in the meaning of these Terms means any circumstances beyond Seller's control that permanently or temporarily hinders performance, even where that circumstance was already foreseen. Buyer shall not be entitled to cancel any orders following its claim of an event of force majeure.

**16. Waiver and Severability.** Failure to enforce any provision of these Terms will not invalidate that provision; nor will any such failure prejudice either party's right to enforce that provision in the future. Invalidation of any provision of these Terms shall not invalidate any other provision herein and, the remaining provisions will remain in full force and effect.

**17. Duration.** Unless otherwise stated in the Quote, any agreement governed by or arising from these Terms shall: (a) be for an initial duration of one (1) year; and (b) shall automatically renew for successive one-year terms unless terminated by Buyer with at least 180-days written notice to Seller or if Seller terminates the agreement pursuant to Section 19 of these Terms.

**18. Termination.** Seller may, without liability to Buyer, terminate any agreement governed by or arising from these Terms for any reason and at any time by giving Buyer thirty (30) days prior written notice. Seller may immediately terminate, in writing, if Buyer: (a) breaches any provision of these Terms, (b) becomes or is deemed insolvent, (c) appoints or has appointed a trustee, receiver or custodian for all or any part of Buyer's property, (d) files a petition for relief in bankruptcy on its own behalf, or one is filed against Buyer by a third party, (e) makes an assignment for the benefit of creditors; or (f) dissolves its business or liquidates all or a majority of its assets.

**19. Ownership of Rights.** Buyer agrees that (a) Seller (and/or its affiliates) owns or is the valid licensee of Seller's IP and (b) the furnishing of information, related documents or other materials by Seller to Buyer does not grant or transfer any ownership interest or license in or to Seller's IP to Buyer, unless expressly agreed in writing. Without limiting the foregoing, Seller retains ownership of all Software supplied to Buyer. In no event shall Buyer obtain any greater right in and to the Software than a right in a license limited to the use thereof and subject to compliance with any other terms provided with the Software. Buyer further agrees that it will not, directly or through intermediaries, reverse engineer, decompile, or disassemble any Software (including firmware) comprising or contained within a Product, except and only to the extent that such activity may be expressly permitted, either by applicable law or, in the case of open source software, the applicable open source license.

**20. Indemnity for Infringement of Intellectual Property Rights.** Seller is not liable for infringement of any Intellectual Property Rights except as provided in this Section. Seller will defend at its expense and will pay the cost of any settlement or damages awarded in an action brought against Buyer based on a third-party claim that one or more of the Products infringes the Intellectual Property Rights of a third party in the country of delivery of the Products by Seller to Buyer. Seller's obligation to defend and indemnify Buyer is contingent on Buyer notifying Seller within ten (10) days after Buyer becomes aware of any such claim, and Seller having sole control over the defense of the claim including all negotiations for settlement or compromise. If one or more Products is subject to such a claim, Seller may, at its sole expense and option, procure for Buyer the right to continue using the Products, replace or modify the Products to render them non-infringing, or offer to accept return of the Products and refund the purchase price less a reasonable allowance for depreciation. Seller has no obligation or liability for any claim of infringement: (i) arising from information provided by Buyer (including Seller's use of Buyer's Property); or (ii) directed to any Products for which the designs are specified in whole or part by Buyer; or (iii) resulting from the modification, combination or use in a system of any Products. The foregoing provisions of this Section constitute Seller's sole and exclusive liability and Buyer's sole and exclusive remedy for claims of infringement of Intellectual Property Rights.

**21. Governing Law.** These Terms, the terms of any Quote, and the sale and delivery of all Products are deemed to have taken place in, and shall be governed and construed in accordance with, the laws of the State of Ohio, as applicable to contracts executed and wholly performed therein and without regard to conflicts of laws principles. Buyer irrevocably agrees and consents to the exclusive jurisdiction and venue of the courts of Cuyahoga County, Ohio with respect to any dispute, controversy or claim arising out of or relating to the sale and delivery of the Products.

**22. Entire Agreement.** These Terms, along with the terms set forth in the Quote, forms the entire agreement between the Buyer and Seller and constitutes the final, complete and exclusive expression of the terms of sale and purchase. In the event of a conflict between any term set forth in the Quote and these Terms, the terms set forth in the Quote shall prevail. All prior or contemporaneous written or oral agreements or negotiations with respect to the subject matter shall have no effect. No modification to these Terms will be binding on Seller unless agreed to in a writing that is signed by an authorized representative of Seller, excluding email correspondence, "clickwrap" or other purported electronic assent to different or additional terms. Sections 2-25 of these Terms shall survive termination or cancellation of any agreement governed by or arising from these Terms.

**23. No "Wrap" Agreements/No Authority to Bind.** Seller's clicking any buttons or any similar action, such as clicking "I Agree" or "Confirm," to utilize Buyer's software or webpage for the placement of orders, is NOT an agreement to Buyer's Terms and Conditions. NO EMPLOYEE, AGENT OR REPRESENTATIVE OF SELLER HAS THE AUTHORITY TO BIND SELLER BY THE ACT OF CLICKING ANY BUTTON OR SIMILAR ACTION ON BUYER'S WEBSITE OR PORTAL.

**24. Compliance with Laws.** Buyer agrees to comply with all applicable laws, regulations, and industry and professional standards, including those of the United States of America, and the country or countries in which Buyer may operate, including without limitation the U.S. Foreign Corrupt Practices Act ("FCPA"), the U.S. Anti-Kickback Act ("Anti-Kickback Act"), U.S. and E.U. export control and sanctions laws ("Export Laws"), the U.S. Food Drug and Cosmetic Act ("FDCA"), and the rules and regulations promulgated by the U.S. Food and Drug Administration ("FDA"), each as currently amended. Buyer agrees to indemnify, defend, and hold harmless Seller from the consequences of any violation of such laws, regulations and standards by Buyer, its employees or agents. Buyer represents that it is familiar with all applicable provisions of the FCPA, the Anti-Kickback Act, Export Laws, the FDCA and the FDA and certifies that Buyer will adhere to the requirements thereof and not take any action that would make Seller violate such requirements. Buyer represents and agrees that Buyer will not make any payment or give anything of value, directly or indirectly, to any governmental official, foreign political party or official thereof, candidate for foreign political office, or commercial entity or person, for any improper purpose, including the purpose of influencing such person to purchase Products or otherwise benefit the business of Seller. Buyer further represents and agrees that it will not receive, use, service, transfer or ship any Products from Seller in a manner or for a purpose that violates Export Laws or would cause Seller to be in violation of Export Laws. Buyer agrees to promptly and reliably provide Seller all requested information or documents, including end-user statements and other written assurances, concerning Buyer's ongoing compliance with Export Law. 9/22



Parker Hannifin Corporation  
**Cylinder and Accumulator Division**  
500 South Wolf Road  
Des Plaines, IL 60016  
phone (847) 298-2400  
fax (847) 294-2655  
[www.parker.com/cylinder-accumulator](http://www.parker.com/cylinder-accumulator)

