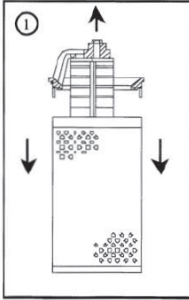


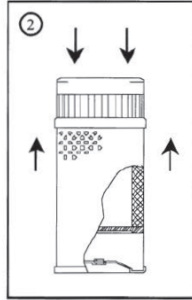


## Mounting instructions

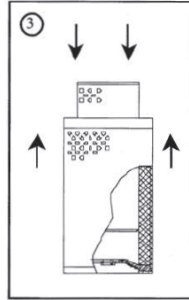
### Interchanging a standard element with LEIF®-element AGB-4 serie



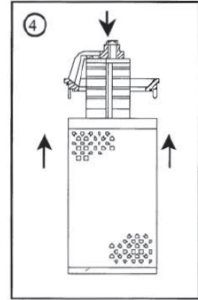
Remove the standard element.



Mount the LEIF®-element in the sleeve.



Mount the inner core in the LEIF®-element.



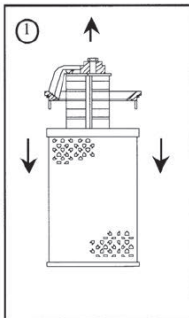
Mount the LEIF®-element + sleeve + inner core.

90.48.000.08

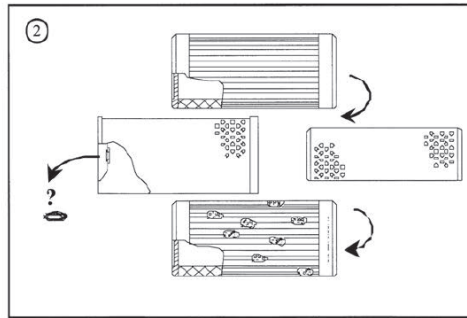


## Mounting instructions

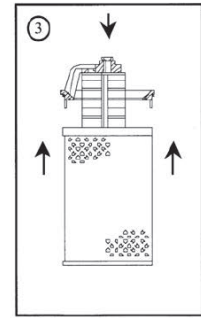
### Changing a LEIF®-element AGB-4 serie



Remove the LEIF® element + sleeve + inner core.



Take the inner core out. Take the used LEIF®-element out, preferable in a horizontal position, and **replace** with the new LEIF®-element. Mount the inner core. Check O-ring and **replace** if necessary.



Mount the LEIF®-element + sleeve + inner core.

90.48.000.08



Hydraulic and Industrial Process Filtration EMEA (HIFE)  
www.parker.com

ENGINEERING YOUR SUCCESS.