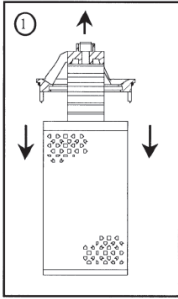
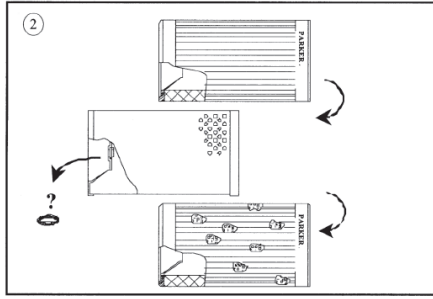


Mounting instructions

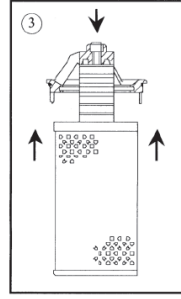
Changing a LEIF®-element



Remove the LEIF® element + sleeve.

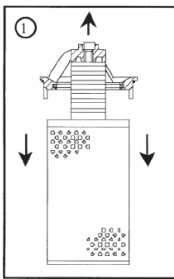


Take the used LEIF®-element out, preferable in a horizontal position, and **replace** with the new LEIF®-element. Check O-ring and **replace** if necessary.

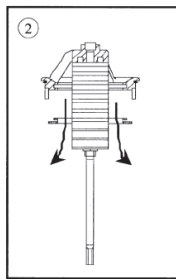


Mount the LEIF®-element + sleeve.

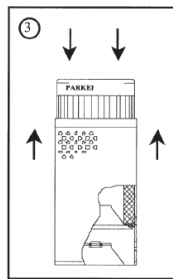
Interchanging a standard element with LEIF®-element



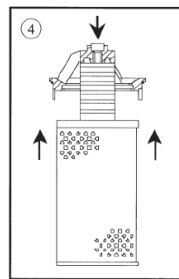
Remove the standard element.



Remove the profile seal.



Mount the LEIF®-element in the sleeve.



Mount the LEIF®-element + sleeve.