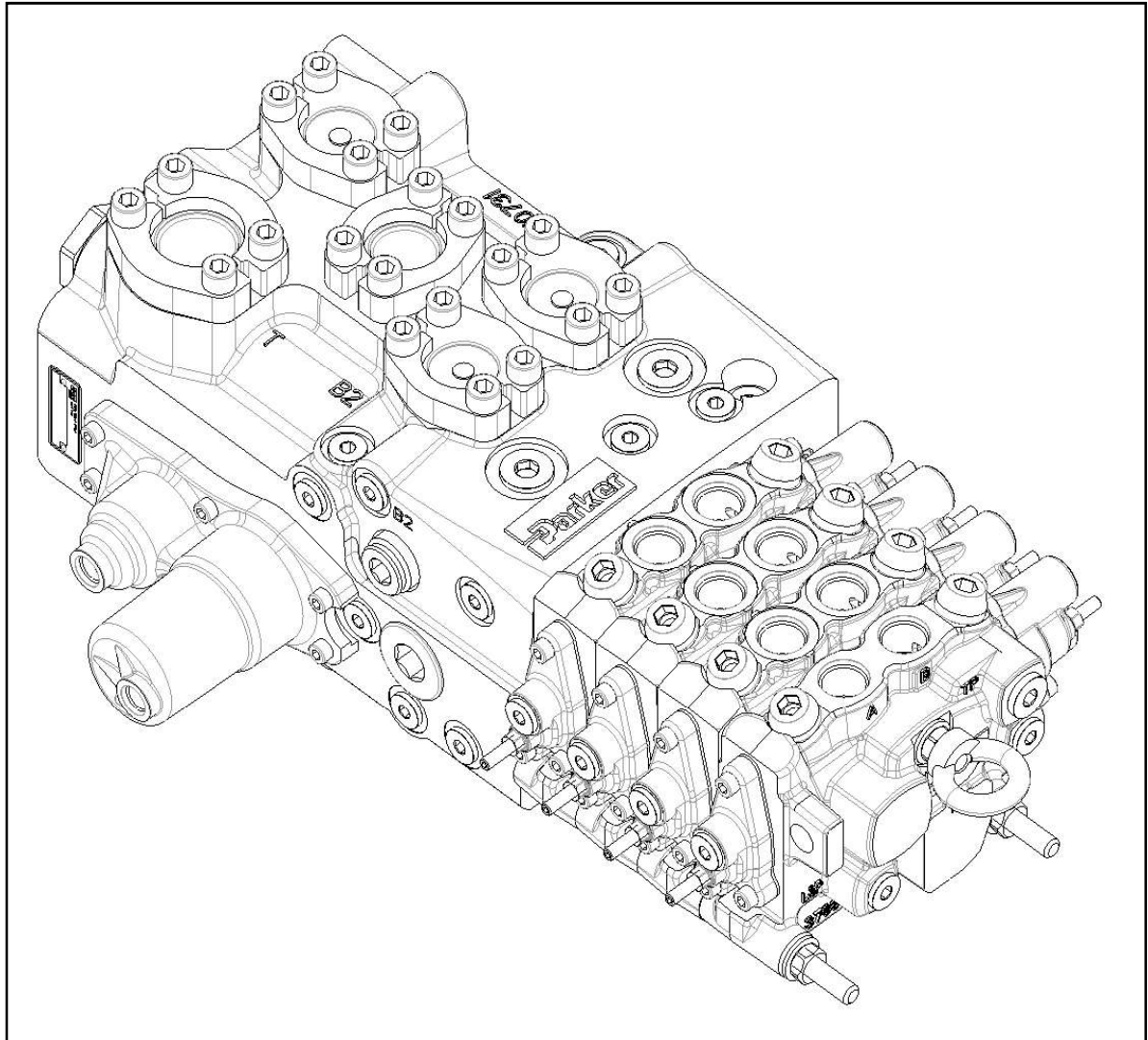




Bulletin HY17-8861-M1/UK

Spare Parts List Series M250LS

Effective date: August 29, 2018
Supersedes: January 31, 2018



This list of spare parts is designed to give you a good idea of the components included in the product range for valves. To see precisely which component is used for a specific product, you will need to look at the customer specification for the product in question. The customer specification contains a number of entries, and for each entry, a code pressure or flow is specified with a code or a number. To help you find your way around, this list of spare parts contains references to these entries and codes.

Codes on the image page of the list of spare parts usually appear in bold and enclosed in a border. The table page contains available spare part sets. The ordering code is the product code that appears in the Part column.

The spare part to be used is determined by the first two columns, which contain the entry and the code from the customer specification. If these columns are empty, the spare part set is valid regardless of the selected code, unless indicated otherwise

The symbols in the frame below are used in this Spare Parts List to help you find the right tools, the right torques, suitable grease etc.















Technical index description

1 = Item pos. no. 1.
 1(2x) = Item pos. no. 1, contains 2 pieces in the kit
 1[2] = Item pos. no. 2 already mounted on item pos. no. 1 at delivery.
 1[2](2x) = Item pos. no. 1 (see above) contains 2 pieces in the kit.

Conversion factors

1 kg	= 2.2046 lb
1 N	= 0.22481 lbf
1 Nm	= 0.10197 kpm
1 bar	= 14.504 psi
1 l	= 0.21997 UK gallon
1 l	= 0.26417 US gallon
1 cm ³	= 0.061024 in ³
1 m	= 3.2808 feet
1 mm	= 0.03937 in
1°C	= (9/5xC°+32)°F

Symbols for servicing

 = Phillips screw	 = Thread for disassembly type...
 = Slot screw	 = Tightening torque in Nm
 = Socket head dimensions in mm and/or inch	 = Use locking/sealing fluid type...
 = Hexagon dimensions in mm and/or inch	 = Use corrosion preventative type...
 = Sixpoint socket	 = Use hydraulic liquid for lubrication
 = Wrench size in mm and/or inch or special assembly/disassembly tool needed. No...	 = Use grease type...
 = Factory preadjusted item, see appendix A	 = Spool classifies by size, see appendix A

 WARNING – USER RESPONSIBILITY

FAILURE OR IMPROPER SELECTION OR IMPROPER USE OF THE PRODUCTS DESCRIBED HEREIN OR RELATED ITEMS CAN CAUSE DEATH, PERSONAL INJURY AND PROPERTY DAMAGE.

This document and other information from Parker-Hannifin Corporation, its subsidiaries and authorized distributors provide product or system options for further investigation by users having technical expertise.

The user, through its own analysis and testing, is solely responsible for making the final selection of the system and components and assuring that all performance, endurance, maintenance, safety and warning requirements of the application are met. The user must analyze all aspects of the application, follow applicable industry standards, and follow the information concerning the product in the current product catalog and in any other materials provided from Parker or its subsidiaries or authorized distributors.

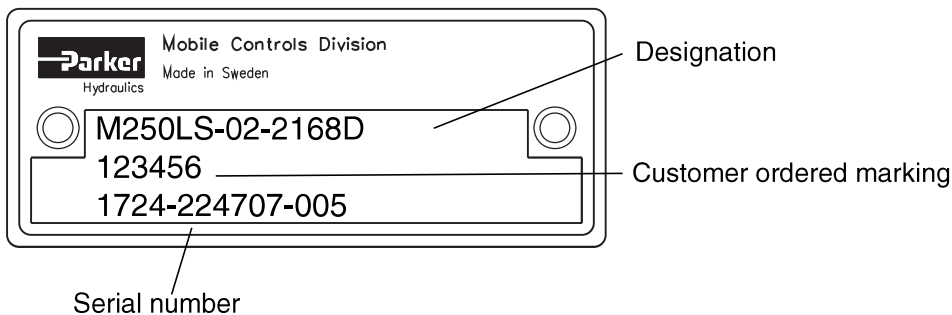
To the extent that Parker or its subsidiaries or authorized distributors provide component or system options based upon data or specifications provided by the user, the user is responsible for determining that such data and specifications are suitable and sufficient for all applications and reasonably foreseeable uses of the components or systems.

Offer of Sale

Please contact your Parker representation for a detailed "Offer of Sale".

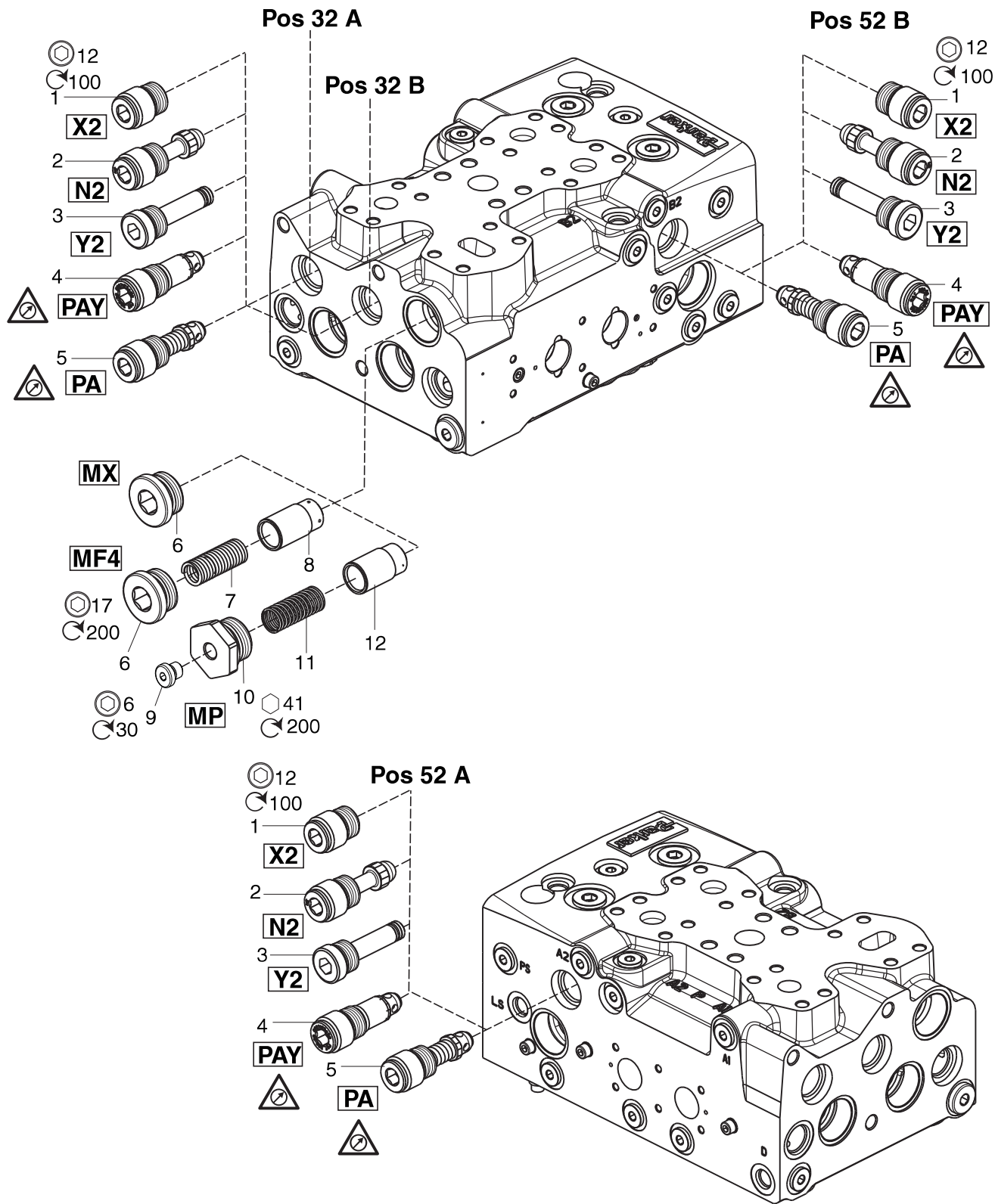
List of contents



















M200LS: Main block4
 PA, PAY, N2, X2, Y2, MF4, MP, MX
M200LS: Main block6
 N, X3.....
M200LS: Main block8
 PR1, PRB, plugs.....
M200LS: Spool actuators.....10
 PC, FPC, A227.....
M200LS: Spool actuators.....12
 EC, FEC, A227.....
M200LS: Connection flanges14
 U3, U6, A241, A242.....
L90LS: Spool actuators.....16
 PC, EC, A227.....
L90LS: Spool section18
 Accessories.....
L90LS: Spool section20
 N.....
 Check valve.....
L90LS: End section/ end plate.....22
 Plugs.....
Basic valve M250LS24
 Tie rods kits, intersection seal kit.....
Basic valve M250LS25
Appendix A Warnings.....26
Appendix Z: Change history.....27



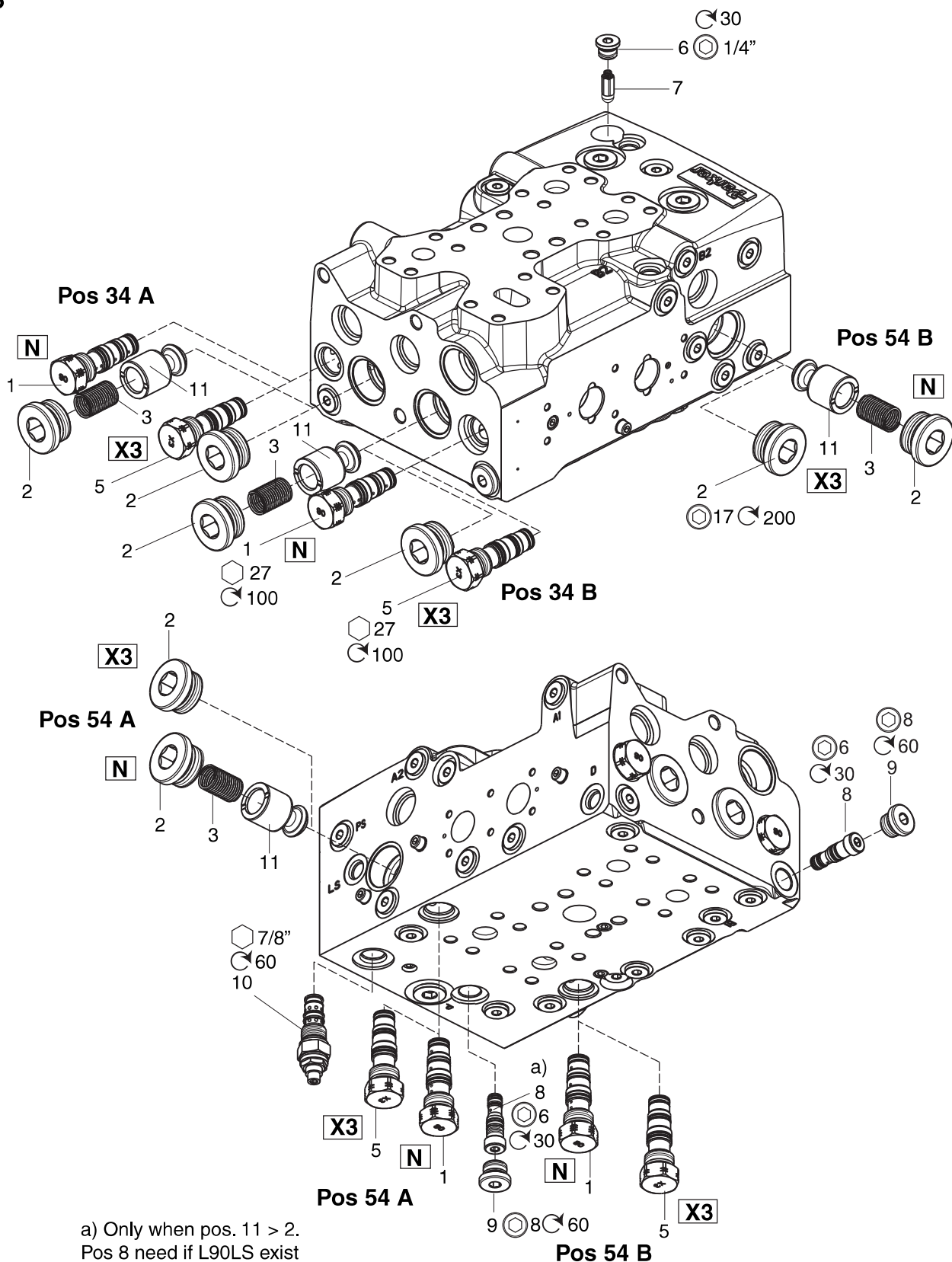
Valve serial numbers consist of three groups of digits
 The first group shows year and week of manufacture:
 In this example, 1724 means week 24 of 2017
 The remaining digits are for internal use within Parker

















PA, PAY, N2, X2, Y2, MF4, MP, MX



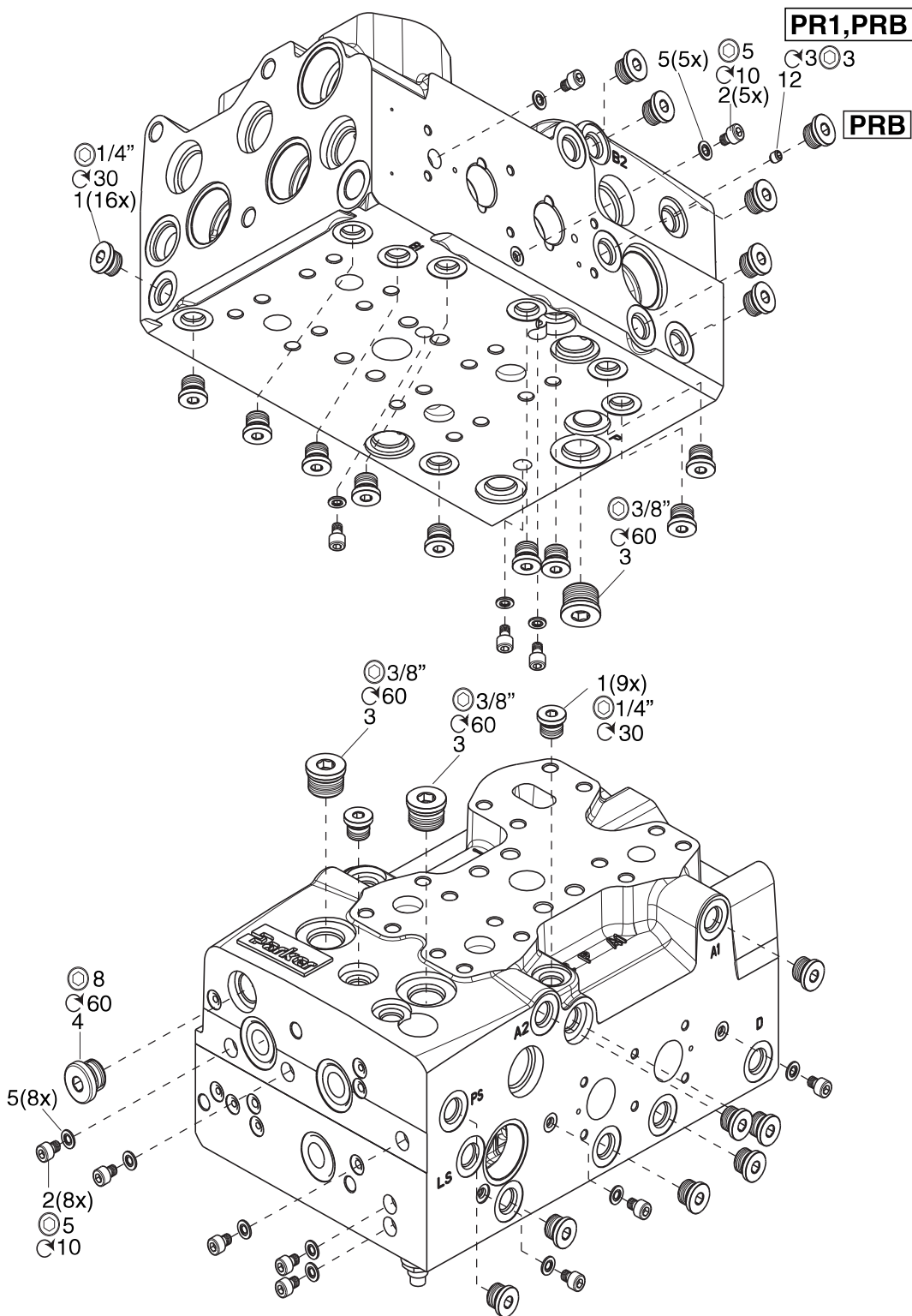
See Customer Specification				
Code	Pos	Part	Description	Remarks / Items
N2	32A, 32B, 52A, 52B	302000K031	Anticavitation valve N2	2
Y2	32A, 32B, 52A, 52B	9120092014	Plug Y2	3
Y2	32A, 32B, 52A, 52B	393000K804	Seal kit Y2	Not shown
X2	32A, 32B, 52A, 52B	302000K032	Plug X2	1
PA + 100	32A + 33A or 32B + 33B or 52A + 53A or 52B + 53B	9120029254	Pressure relief valve PA, 100/20	5 
PA + 125		9120029255	Pressure relief valve PA, 125/20	5 
PA + 140		9120029256	Pressure relief valve PA, 140/20	5 
PA + 150		9120029274	Pressure relief valve PA, 150/20	5 
PA + 160		9120029257	Pressure relief valve PA, 160/20	5 
PA + 175		9120029258	Pressure relief valve PA, 175/20	5 
PA + 190		9120029259	Pressure relief valve PA, 190/20	5 
PA + 210		9120029260	Pressure relief valve PA, 210/20	5 
PA + 230		9120029261	Pressure relief valve PA, 230/20	5 
PA + 250		9120029262	Pressure relief valve PA, 250/20	5 
PA + 280		9120029263	Pressure relief valve PA, 280/20	5 
PA + 300		9120029264	Pressure relief valve PA, 300/20	5 
PA + 320		9120029276	Pressure relief valve PA, 320/20	5 
PA + 330		9120029265	Pressure relief valve PA, 330/20	5 
PA + 350		9120029266	Pressure relief valve PA, 350/20	5 
PA + 360		9120029271	Pressure relief valve PA, 360/20	5 
PA + 380		9120029267	Pressure relief valve PA, 380/20	5 
PA + 400		9120029268	Pressure relief valve PA, 400/20	5 
PA		6760193	O-ring kit	Not shown (Set of 5)
PAY	32A + 33A or 32B + 33B or 52A + 53A or 52B + 53B		Pressure relief valve PAY	4 (See page 7).
MF4	10	302000K004	Counter pressure valve MF4	6, 7, 8
MP	10	6760588	Counter pressure valve MP	9, 10, 11, 12
MP	10	–	Plug VST11/4EDCF	9
MF4, MX	10	–	Plug VST11EDCF	6

N, X3



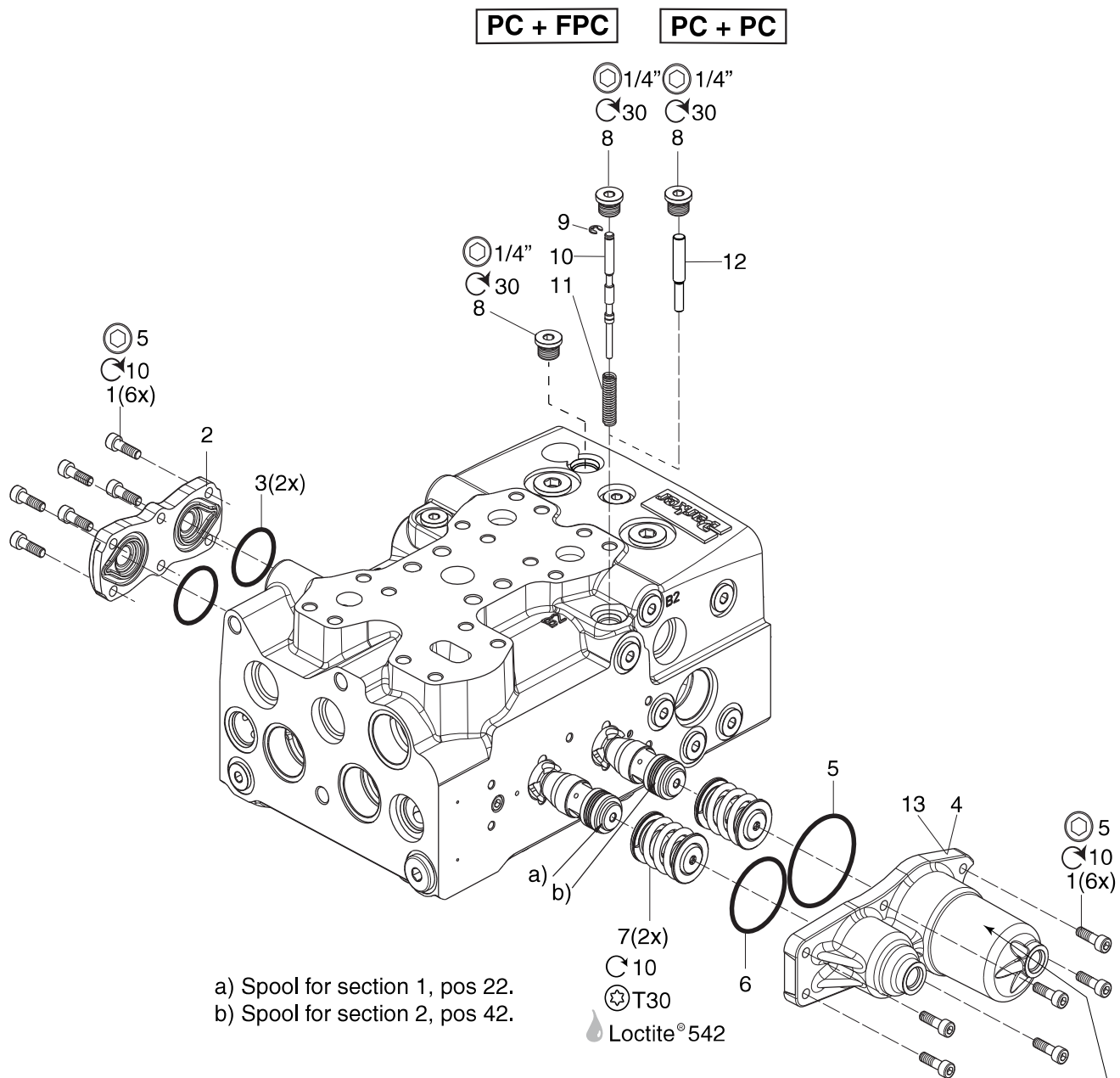
See Customer Specification				
Code	Pos	Part	Description	Remarks / Items
N	34A, 34B, 54A, 54B	6760624	Sequence valve 0.8 mm	1
N	34A, 34B, 54A, 54B	6760585	Check valve	2, 3, 11
X3	34A, 34B, 54A, 54B	302000K055	Cavity plug	5
N, X3	34A, 34B, 54A, 54B	302000K805	Seal kit for item 1 and 5	Not shown
X3	34A, 34B, 54A, 54B	–	Plug VSTI1EDCF	2
PAY + 100	32A + 33A or 32B + 33B or 52A + 53A or 52B + 53B	302000K033	Pressure relief valve PAY, 100/20	4 (See page 4). 
PAY + 125		302000K034	Pressure relief valve PAY, 125/20	4 (See page 4). 
PAY + 140		302000K035	Pressure relief valve PAY, 140/20	4 (See page 4). 
PAY + 160		302000K036	Pressure relief valve PAY, 160/20	4 (See page 4). 
PAY + 175		302000K037	Pressure relief valve PAY, 175/20	4 (See page 4). 
PAY + 190		302000K038	Pressure relief valve PAY, 190/20	4 (See page 4). 
PAY + 210		302000K039	Pressure relief valve PAY, 210/20	4 (See page 4). 
PAY + 230		302000K040	Pressure relief valve PAY, 230/20	4 (See page 4). 
PAY + 250		302000K041	Pressure relief valve PAY, 250/20	4 (See page 4). 
PAY + 280		302000K042	Pressure relief valve PAY, 280/20	4 (See page 4). 
PAY + 300		302000K043	Pressure relief valve PAY, 300/20	4 (See page 4). 
PAY + 330		302000K044	Pressure relief valve PAY, 330/20	4 (See page 4). 
PAY + 350		302000K045	Pressure relief valve PAY, 350/20	4 (See page 4). 
PAY + 360		302000K046	Pressure relief valve PAY, 360/20	4 (See page 4). 
PAY + 380		302000K047	Pressure relief valve PAY, 380/20	4 (See page 4). 
PAY + 400	302000K048	Pressure relief valve PAY, 400/20	4 (See page 4). 	
	16	6760287	Check valve	6, 7 (See also pos. 12, pages 8 and 9).
	16	–	Plug 6HP5ON-S	6
	-	6760587	Pressure reducing valve	10
	-	6760713	Kit seal PRH081	For part no 10.
	-	302000K060	Shuttle valve	8
		–	Plug VSTI18x1.5EDCF	9

PR1, PRB, plugs



See Customer Specification				
Code	Pos	Part	Description	Remarks / Items
		–	Plug 6HP5ON-S	1
		–	Plug 10HP5ON-S	3
		–	Plug VST118X1.5EDCF	4
		6760586	Kit M6x8 plug	2, 5
PR1, PRB	16	6760076	Restrictor D=0.6	12(5x). (See also pos. 6 and 7, pages 6 and 7).

PC, FPC, A227



- a) Spool for section 1, pos 22.
- b) Spool for section 2, pos 42.

Loctite® 542



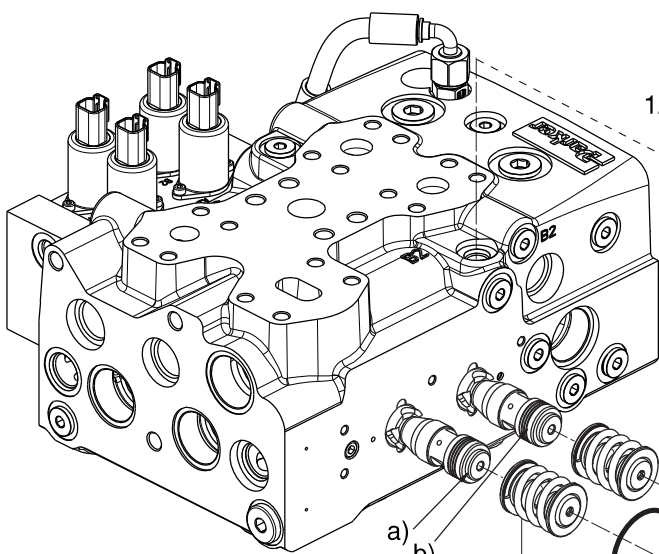
WARNING
 Compressed spring!
 Read service instructions
 before opening!
 Förspländ fjäder!
 Läs serviceinstruktion
 innan demontering!

18

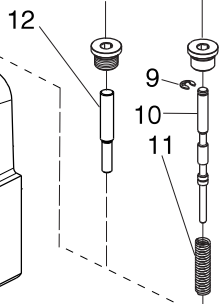
See Customer Specification				
Code	Pos	Part	Description	Remarks / Items
PC + PC / PC + FPC	27 + 47	6760589	Cap kit PC+PC/ PC+FPC, A-side	1(6x), 2, 3(2x)
PC + PC	27 + 47	6760590	Cap kit PC+PC, B-side	1(6x), 4, 5, 6
PC + FPC	27 + 47	6760591	Cap kit PC+FPC, B-side	1(6x), 5, 6, 13, 18
PC + FPC	27 + 47	6763170	Sign 'WARNING'	18
		302000K810	Seal kit	3(2x), 5, 6
PC + PC	27 + 47	302000K059	Pin kit	12
PC + FPC	27 + 47	302000K058	Sequence function kit	9, 10, 11
PC / FPC	27 / 47	–	Plug 6HP5ON-S	8
Standard	-	6764236	Spring pack, (6.5 - 16) bar	7
A227	14	6764237	Spring pack A227, (6.5 - 14) bar	7

EC, FEC, A227

EC + EC **EC + FEC**



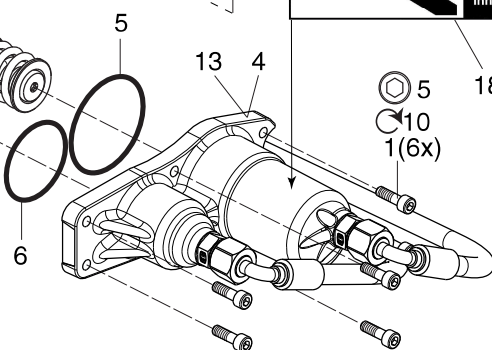
1/4" 1/4"
 30 30
 8 8



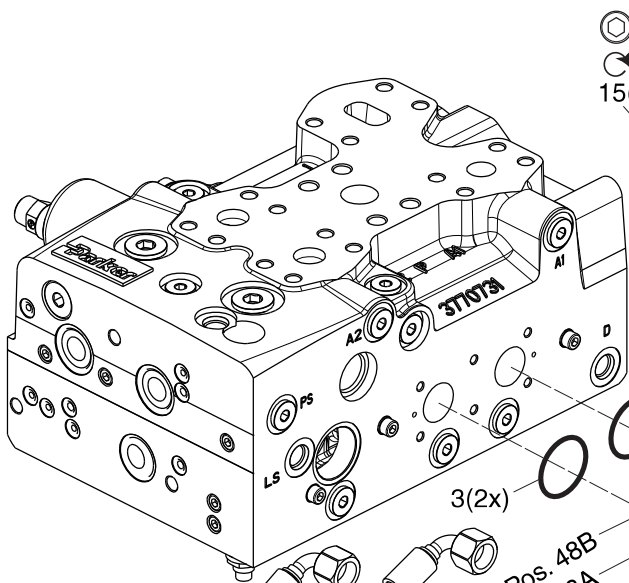
a) Spool for section 1, pos. 22
 b) Spool for section 2, pos. 42

7(2x)
 10
 T30

Loctite® 542



5 18
 10 1(6x)



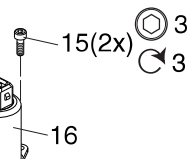
3 3
 15(2x)

12/24

D

A

Size	Code
Ø0,8	8
Ø0,9	9
Ø1,5	15
Ø2,0	2



Pos. 28B
 Pos. 28A

3(2x)
 Pos. 48B
 Pos. 48A

1(6x) 5 5
 1(6x) 10 10

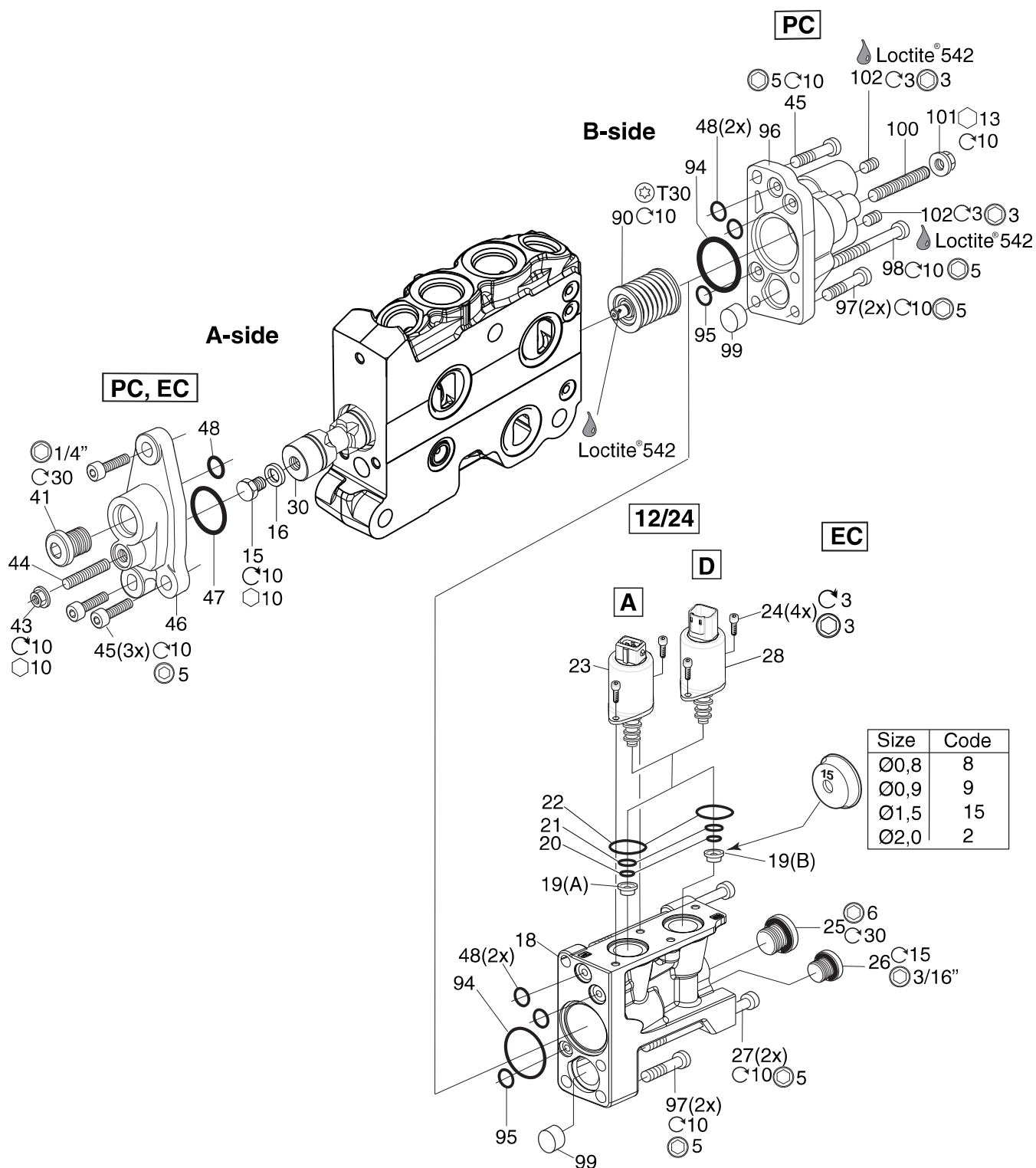
8(4x) 30
 1/4"

19(4x) 19 45
 20(2x) 22 30

See Customer Specification				
Code	Pos	Part	Description	Remarks / Items
EC + EC / EC + FEC	27 + 47	6761072	Cap kit EC+EC/ EC+FEC, A-side	1(6x), 2, 3(2x), 8(4x)
EC + EC	27 + 47	6760590	Cap kit EC+EC, B-side	1(6x), 4, 5, 6
EC + FEC	27 + 47	6760591	Cap kit EC+FEC, B-side	1(6x), 5, 6, 13, 18
EC + FEC	27 + 47	6763170	Sign 'WARNING'	18
		302000K810	Seal kit	3(2x), 5, 6
EC + EC	27 + 47	302000K059	Pin kit	12
EC + FEC	27 + 47	302000K058	Sequence function kit	9, 10, 11
EC / FEC	27 / 47	-	Plug 6HP5ON-S	8
Standard	-	6764236	Spring pack, (6.5 - 16) bar	7
A227	14	6764237	Spring pack A227, (6.5 - 14) bar	7
EC + EC / EC + FEC	27 + 47	6760594	Hose kit	19(2x), 20
12 + A	03 + 04	6763059	Solenoid valve PS25 12 VDC, AMP	16, 15(2x)
24 + A	03 + 04	6763060	Solenoid valve PS25 24 VDC, AMP	16, 15(2x)
12 + D	03 + 04	6763061	Solenoid valve PS25 12 VDC, Deutsch	14, 15(2x)
24 + D	03 + 04	6763062	Solenoid valve PS25 24 VDC, Deutsch	14, 15(2x)
0.8	28A, 28B, 48A, 48B	6760326	Restrictor Ø0.8 mm	17(5x)
0.9		398000K602	Restrictor Ø0.9 mm	17(5x)
1.5		6760325	Restrictor Ø1.5 mm	17(5x)
2.0		398000K603	Restrictor Ø2.0 mm	17(5x)
EC + EC / EC + FEC	27 + 47	6760507	Seal kit PS25	(Set of 5 pcs for item 14 or 16)
EC + EC / EC + FEC	27 + 47	-	Nipple 6F50MLOS	19

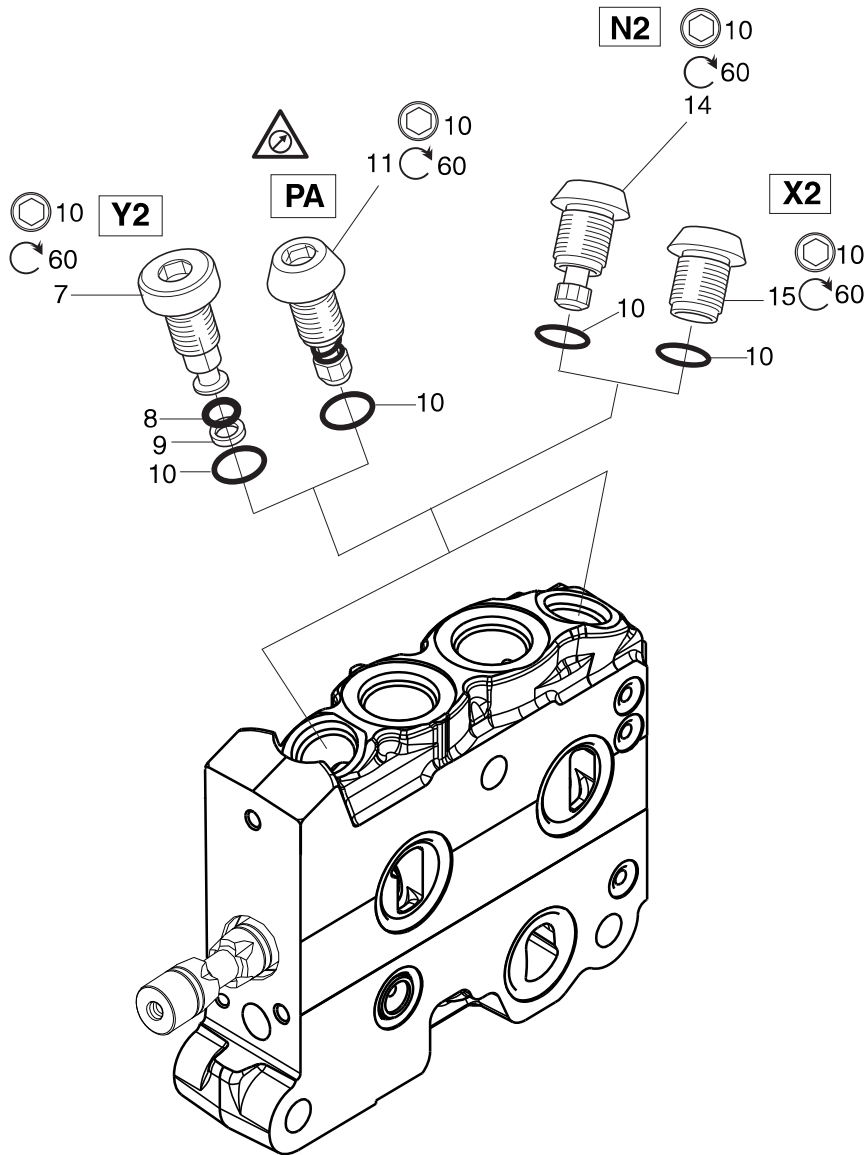
See Customer Specification				
Code	Pos	Part	Description	Remarks / Items
U3, U6	09	302000K500	SAE - flange, 1 1/4", 3000 psi	1(4x), 2(2x)
U6	09	302000K501	Sae - flange, 1", 6000 psi	3(4x), 4(2x)
U6	09	302000K502	SAE - flange, 3/4", 6000 psi	1(4x), 5(2x)
U3	09	302000K503	SAE - flange, 1", 3000 psi	1(4x), 6(2x)
U3 + A241	09 + 35A or 09 + 55A/B	6760635	Blocked service port on valve top face, 1", 3000 psi	1(4x), 7, 8
U3 + A242	09 + 35A/B or 09 + 55A/B	6760635	Blocked service port on valve bottom face, 1", 3000 psi	1(4x), 7, 8













PC, EC, A227



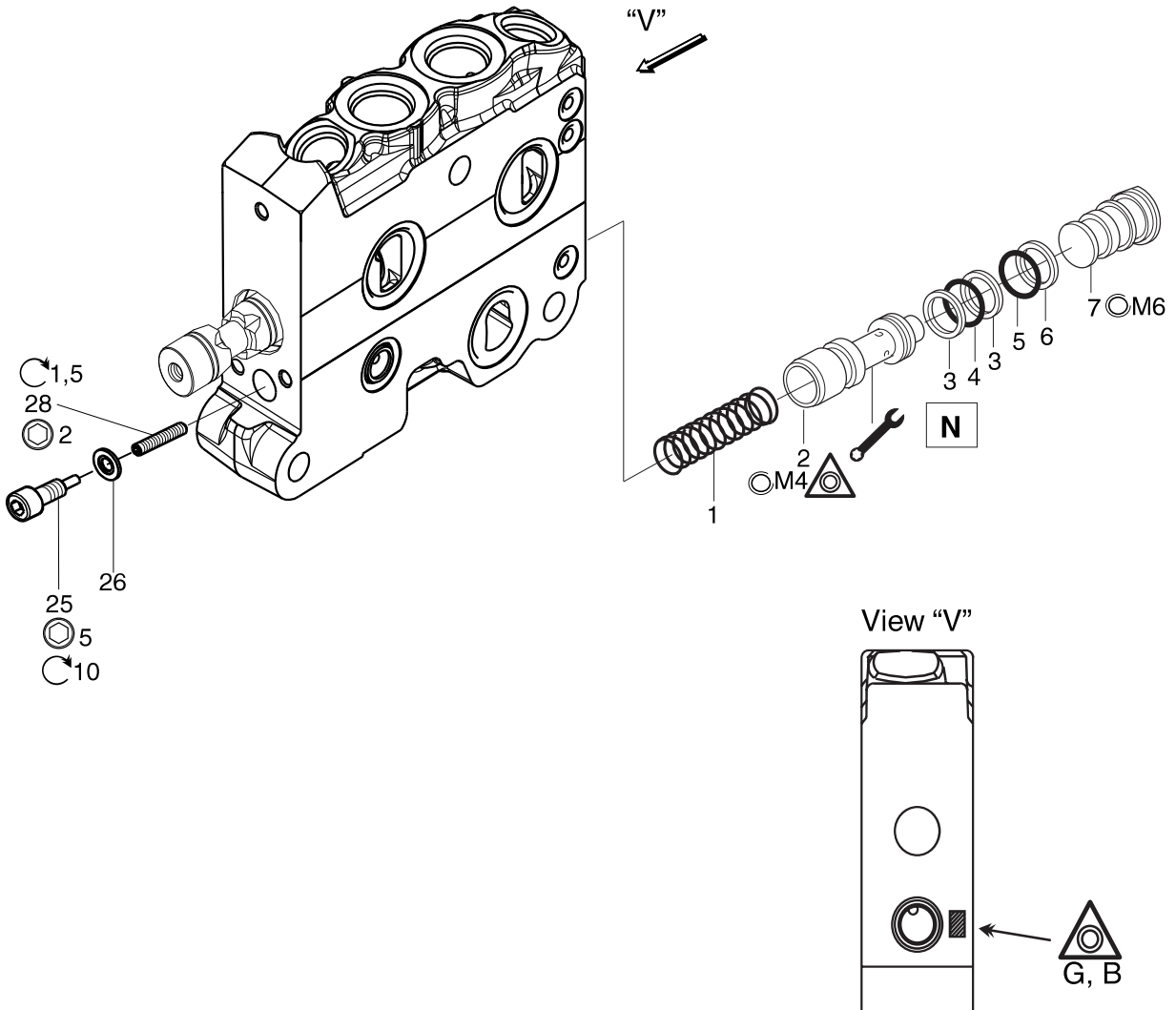
See Customer Specification				
Code	Pos	Part	Description	Remarks / Items
PC, EC + U3, U6	67/87/107/127 + 09	393000K338	Cap kit PC, EC, A-side, (UNF)	45(3x), 46 [41, 43, 44], 47, 48
PC + U3, U6	67/87/107/127 + 09	393000K240	Cap kit PC, B-side, (UNF)	45, 48(2x), 94, 95, 96 [100, 101], 97(2x), 98, 99
EC + U3, U6	67/87/107/127 + 09	6761071	Cap kit EC, B-side, (UNF)	18, 24(4x), 25, 26, 27(2x), 48(2x), 94, 95, 97(2x), 99
PC, EC + U3, U6	67/87/107/127 + 09	6760685	Seal kit PC, EC, A-side, UNF	41, 43, 47, 48
PC + U3, U6	67/87/107/127 + 09	393000K845	Seal kit PC, B-side, UNF	48(2x), 94, 95, 101
EC + U3, U6	67/87/107/127 + 09	393000K871	Seal kit EC, B-side, (UNF)	25, 26, 48(2x), 94, 95
0,8 + PC	68A/B, 88A/B, 108A/B, 128A/B + 67/87/107/127	6760102	Pilot restriction, \varnothing 0.8 mm	102 (5x)
A + 12	04 + 03	6763059	Solenoid valve, PS25, 12 VDC	23 [20, 21, 22], 24(2x)
A + 24	04 + 03	6763060	Solenoid valve, PS25, 24 VDC	23 [20, 21, 22], 24(2x)
D + 12	04 + 03	6763061	Solenoid valve, PS25, 12 VDC	28 [20, 21, 22], 24(2x)
D + 24	04 + 03	6763062	Solenoid valve, PS25, 24 VDC	28 [20, 21, 22], 24(2x)
EC	67/87/107/127	6760507	Seal kit PS25	20, 21, 22
0,8 + EC	68A/B, 88A/B, 108A/B, 128A/B + 67/87/107/127	6760326	Restrictor \varnothing 0.8 mm	19(5x)
0,9 + EC		398000K602	Restrictor \varnothing 0.9 mm	19(5x)
1,5 + EC		6760325	Restrictor \varnothing 1.5 mm	19(5x)
2,0 + EC		398000K603	Restrictor \varnothing 2.0 mm	19(5x)
PC, EC	67/87/107/127	6764239	Spring pack (6.5-20) bar	90
PC, EC + A227	67/87/107/127 + 14	6764238	Spring pack A227 (5.5-15) bar	90
	62/82/102/122	6760663	Screw kit	15, 16
EC	67/87/107/127	-	Plug VSTI1/4EDCF	25
EC + U3, U6	67/87/107/127 + 09	-	Plug 4HP5ON-S	26

Accessories



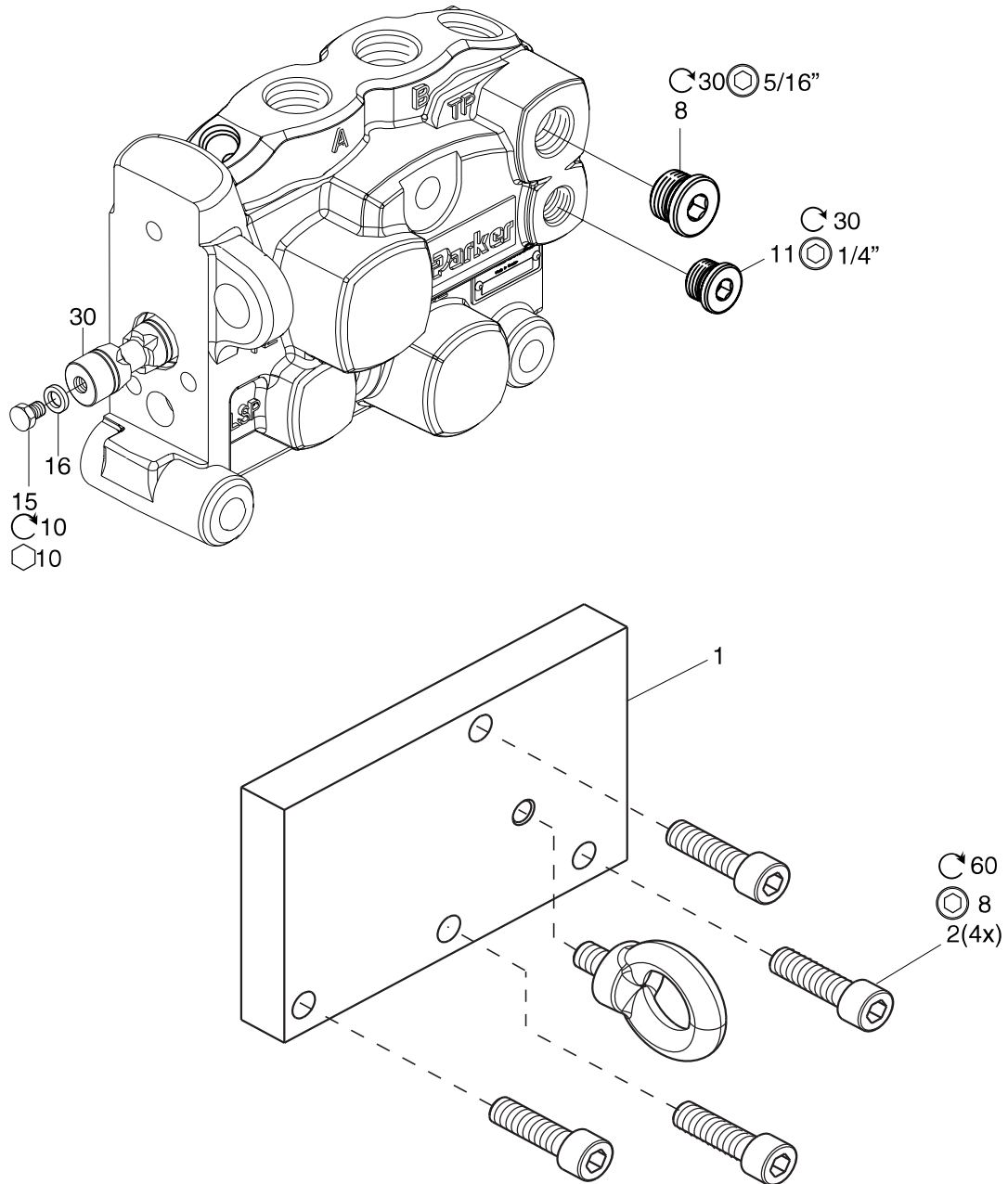
See Customer Specification					
Code	Pos	Part #, std	Description	Items	
PA + 100	72A/B + 73A/B, 92A/B + 93A/B, 112A/B + 113A/B, 132A/B + 133A/B	393000K179	Port relief valve, PLC053-100-10	11 [10] 	
PA + 125		393000K180	Port relief valve, PLC053-125-10	11 [10] 	
PA + 140		393000K181	Port relief valve, PLC053-140-10	11 [10] 	
PA + 160		393000K182	Port relief valve, PLC053-160-10	11 [10] 	
PA + 175		393000K183	Port relief valve, PLC053-175-10	11 [10] 	
PA + 190		393000K184	Port relief valve, PLC053-190-10	11 [10] 	
PA + 210		393000K185	Port relief valve, PLC053-210-10	11 [10] 	
PA + 230		393000K186	Port relief valve, PLC053-230-10	11 [10] 	
PA + 250		393000K187	Port relief valve, PLC053-250-10	11 [10] 	
PA + 280		393000K189	Port relief valve, PLC053-280-10	11 [10] 	
PA + 300		393000K190	Port relief valve, PLC053-300-10	11 [10] 	
PA + 350		393000K192	Port relief valve, PLC053-350-10	11 [10] 	
		-	6760445	Seal kit	10 (5x)
N2		72A/B, 92A/B, 112A/B, 132A/B	393000K194	Check valve	14 [10]
X2	72A/B, 92A/B, 112A/B, 132A/B	393000K193	Plug kit, X2	15 [10]	
Y2	72A/B, 92A/B, 112A/B, 132A/B	393000K195	Plug kit, Y2	7 [8, 9, 10]	
Y2	72A/B, 92A/B, 112A/B, 132A/B	393000K818	Seal kit, Y2	8, 9, 10	

N
Check valve



See Customer Specification				
Code	Pos	Part	Description	Remarks / Items
N	66, 86, 106, 126	6760731	Supply check valve kit, size Blue	1, 2, 7 [3(2x), 4, 5, 6], 25, 26, 28
N	66, 86, 106, 126	6760732	Supply check valve kit, size Green	1, 2, 7 [3(2x), 4, 5, 6], 25, 26, 28
N	66, 86, 106, 126	6760771	Spring kit, N	1
N	66, 86, 106, 126	393000K811	Seal kit, N	3(2x), 4, 5, 6
		6760280	Plug kit M6x12	25, 26
N	66, 86, 106, 126	-	Screw P6SS, M4x20, ISO4026 (N)	28

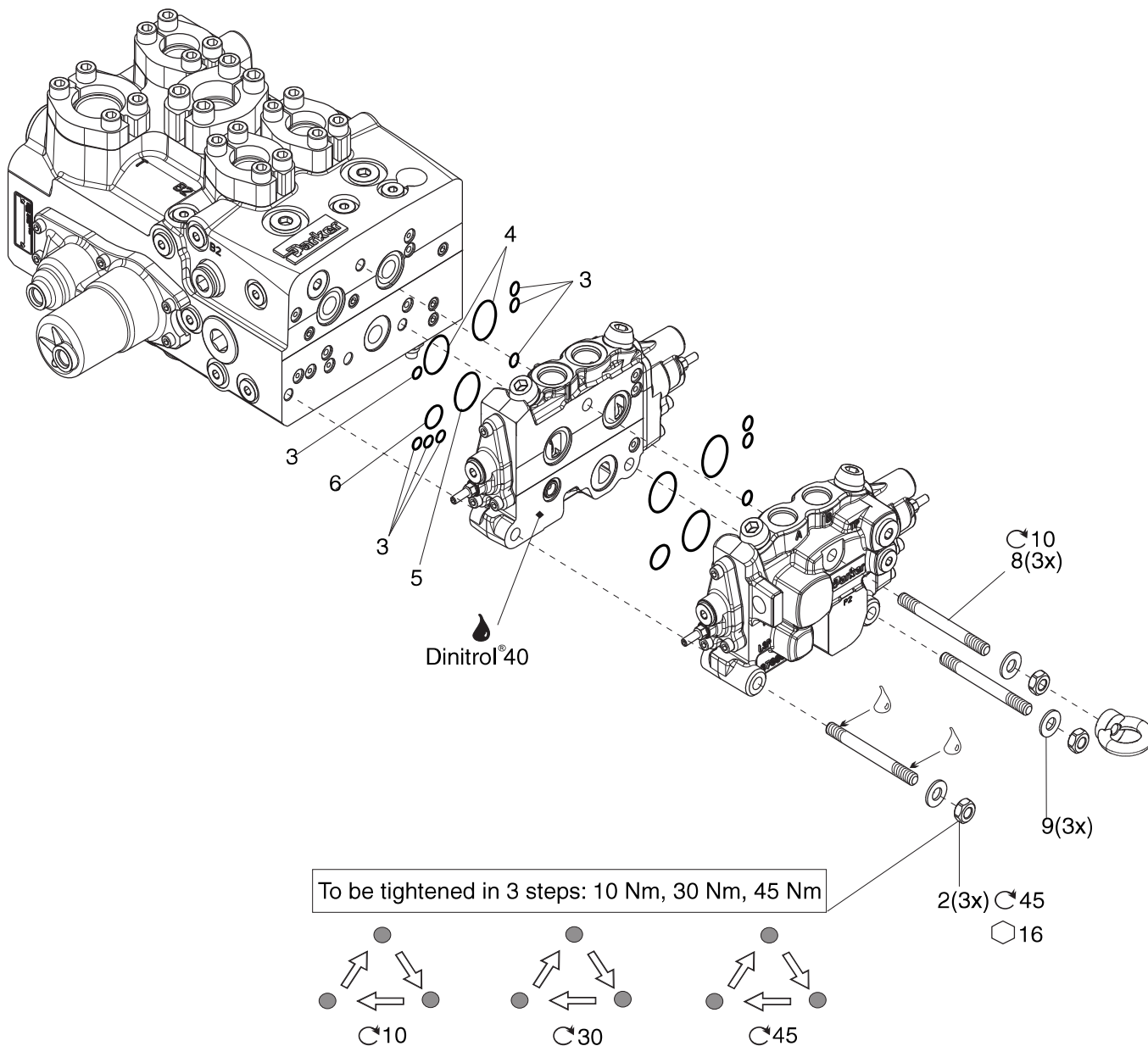
Plugs







See Customer Specification				
Code	Pos	Part	Description	Remarks / Items
PC, EC + U3, U6	67/87/107/127 + 09	-	Plug 6HP5ON-S in PS port	11
PC + U3, U6	67/87/107/127 + 09	-	Plug 8HP5ON-S in TP port	8
	62/82/102/122	6760663	Screw kit	15, 16
2 a)	11	6760665	End plate kit	1, 2(4x)

a) Only when no "L90LS" spool section.

Tie rods kits, intersection seal kit



See Customer Specification				
Code	Pos	Part	Description	Remarks / Items
		6760303	Intersection seal kit	3(7x), 4(2x), 5, 6
3	11	6760687	Tie rod kit, MU outlet, L90LS 1 spool section, L=98 mm	2(3x), 8(3x), 9(3x)
4	11	6760688	Tie rod kit, MU outlet, L90LS 2 spool section, L=138 mm	2(3x), 8(3x), 9(3x)
5	11	6763109	Tie rod kit, MU outlet, L90LS 3 spool section, L=178 mm	2(3x), 8(3x), 9(3x)
6	11	6763110	Tie rod kit, MU outlet, L90LS 4 spool section, L=218 mm	2(3x), 8(3x), 9(3x)
		6760686	Washers, nuts	2(3x), 9(3x)

Symbol	Description
	<p>For optimum function, the radial clearance between spool and spool bore must be correct. Spools are therefore colour-coded to identify sizes. We recommend that the whole valve/section is changed if the spool has to be replaced (valve housings cannot be purchased as spares, so if a new one is required a new valve or complete section should be ordered). If the spool has to be changed, it is extremely important that the new spool is the right size.</p> <p>If the spool is too large, it will not work properly even if it appears to function perfectly on assembly, and if the spool is too small, function will also be adversely affected. Spools that are classified by size are marked in the list with  .</p> <p>The colour-marking of the spool may disappear after a time, so, unless otherwise stated, the housing is marked with a letter to indicate the respective colour as follows: B for Blue, G for Green, R for Red.</p>
	<p>Changing the settings, replacing the preset pressure relief valve or breaking the seal must only be done in accordance with the manufacturer's instructions. Other settings may seriously damage the machine and other assets, and may cause personal injury. Note that a value contained in the customer specification manual does not apply if the manufacturer changed the settings at installation.</p> <p>Always contact the manufacturer's service organisation before servicing items marked with  .</p>

Appendix Z: Change history

Page	Code	Kit	Description	Old kit
7	N	6760624	Torque value changed from 60 Nm to 100 Nm	-
7	X3	302000K055	Torque value changed from 60 Nm to 100 Nm	-

Parker Worldwide

Europe, Middle East, Africa

AE – United Arab Emirates, Dubai

Tel: +971 4 8127100
parker.me@parker.com

AT – Austria, Wiener Neustadt
Tel: +43 (0)2622 23501-0
parker.austria@parker.com

AT – Eastern Europe, Wiener Neustadt
Tel: +43 (0)2622 23501 900
parker.easteurope@parker.com

AZ – Azerbaijan, Baku
Tel: +994 50 22 33 458
parker.azerbaijan@parker.com

BE/LU – Belgium, Nivelles
Tel: +32 (0)67 280 900
parker.belgium@parker.com

BG – Bulgaria, Sofia
Tel: +359 2 980 1344
parker.bulgaria@parker.com

BY – Belarus, Minsk
Tel: +48 (0)22 573 24 00
parker.poland@parker.com

CH – Switzerland, Etoy
Tel: +41 (0)21 821 87 00
parker.switzerland@parker.com

CZ – Czech Republic, Klecany
Tel: +420 284 083 111
parker.czechrepublic@parker.com

DE – Germany, Kaarst
Tel: +49 (0)2131 4016 0
parker.germany@parker.com

DK – Denmark, Ballerup
Tel: +45 43 56 04 00
parker.denmark@parker.com

ES – Spain, Madrid
Tel: +34 902 330 001
parker.spain@parker.com

FI – Finland, Vantaa
Tel: +358 (0)20 753 2500
parker.finland@parker.com

FR – France, Contamine s/Arve
Tel: +33 (0)4 50 25 80 25
parker.france@parker.com

GR – Greece, Athens
Tel: +30 210 933 6450
parker.greece@parker.com

HU – Hungary, Budaoers
Tel: +36 23 885 470
parker.hungary@parker.com

IE – Ireland, Dublin
Tel: +353 (0)1 466 6370
parker.ireland@parker.com

IT – Italy, Corsico (MI)
Tel: +39 02 45 19 21
parker.italy@parker.com

KZ – Kazakhstan, Almaty
Tel: +7 7273 561 000
parker.easteurope@parker.com

NL – The Netherlands, Oldenzaal
Tel: +31 (0)541 585 000
parker.nl@parker.com

NO – Norway, Asker
Tel: +47 66 75 34 00
parker.norway@parker.com

PL – Poland, Warsaw
Tel: +48 (0)22 573 24 00
parker.poland@parker.com

PT – Portugal
Tel: +351 22 999 7360
parker.portugal@parker.com

RO – Romania, Bucharest
Tel: +40 21 252 1382
parker.romania@parker.com

RU – Russia, Moscow
Tel: +7 495 645-2156
parker.russia@parker.com

SE – Sweden, Spånga
Tel: +46 (0)8 59 79 50 00
parker.sweden@parker.com

SK – Slovakia, Banská Bystrica
Tel: +421 484 162 252
parker.slovakia@parker.com

SL – Slovenia, Novo Mesto
Tel: +386 7 337 6650
parker.slovenia@parker.com

TR – Turkey, Istanbul
Tel: +90 216 4997081
parker.turkey@parker.com

UA – Ukraine, Kiev
Tel: +48 (0)22 573 24 00
parker.poland@parker.com

UK – United Kingdom, Warwick
Tel: +44 (0)1926 317 878
parker.uk@parker.com

ZA – South Africa, Kempton Park
Tel: +27 (0)11 961 0700
parker.southafrica@parker.com

North America

CA – Canada, Milton, Ontario
Tel: +1 905 693 3000

US – USA, Cleveland (industrial)
Tel: +1 216 896 3000

US – USA, Elk Grove Village (mobile)
Tel: +1 847 258 6200

Asia Pacific

AU – Australia, Castle Hill
Tel: +61 (0)2-9634 7777

CN – China, Shanghai
Tel: +86 21 2899 5000

HK – Hong Kong
Tel: +852 2428 8008

ID – Indonesia, Tangerang
Tel: +62 21 7588 1906

IN – India, Mumbai
Tel: +91 22 6513 7081-85

JP – Japan, Fujisawa
Tel: +81 (0)4 6635 3050

KR – South Korea, Seoul
Tel: +82 2 559 0400

MY – Malaysia, Shah Alam
Tel: +60 3 7849 0800

NZ – New Zealand, Mt Wellington
Tel: +64 9 574 1744

SG – Singapore
Tel: +65 6887 6300

TH – Thailand, Bangkok
Tel: +662 186 7000

TW – Taiwan, New Taipei City
Tel: +886 2 2298 8987

VN – Vietnam, Ho Chi Minh City
Tel: +84 8 3999 1600

South America

AR – Argentina, Buenos Aires
Tel: +54 3327 44 4129

BR – Brazil, Cachoeirinha RS
Tel: +55 51 3470 9144

CL – Chile, Santiago
Tel: +56 2 623 1216

MX – Mexico, Toluca
Tel: +52 72 2275 4200

Ed: 2016-04-04

© 2017 Parker Hannifin Corporation. All rights reserved.

EMEA Product Information Centre

Free phone: 00 800 27 27 5374

(from AT, BE, CH, CZ, DE, DK, EE, ES, FI, FR, IE, IL, IS, IT, LU, MT, NL, NO, PL, PT, RU, SE, SK, UK, ZA)

US Product Information Centre

Toll-free number: 1-800-27 27 537

www.parker.com

