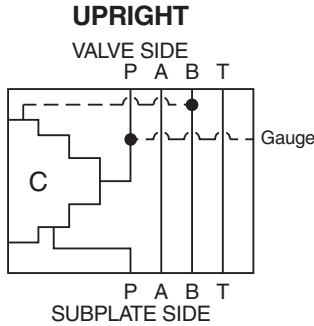


- CV** Check Valves
- SH** Shuttle Valves
- LM** Load/Motor Controls
- FC** Flow Controls
- PC** Pressure Controls
- LE** Logic Elements
- DC** Directional Controls
- MV** Manual Valves
- SV** Solenoid Valves
- PV** Proportional Valves
- CE** Coils & Electronics
- BC** Bodies & Cavities
- TD** Technical Data


General Description

A Port Drain to B D03 Cartpak Body.
 For additional information see Technical Tips on pages BC1-BC6.

Body Schematic



Ordering Information

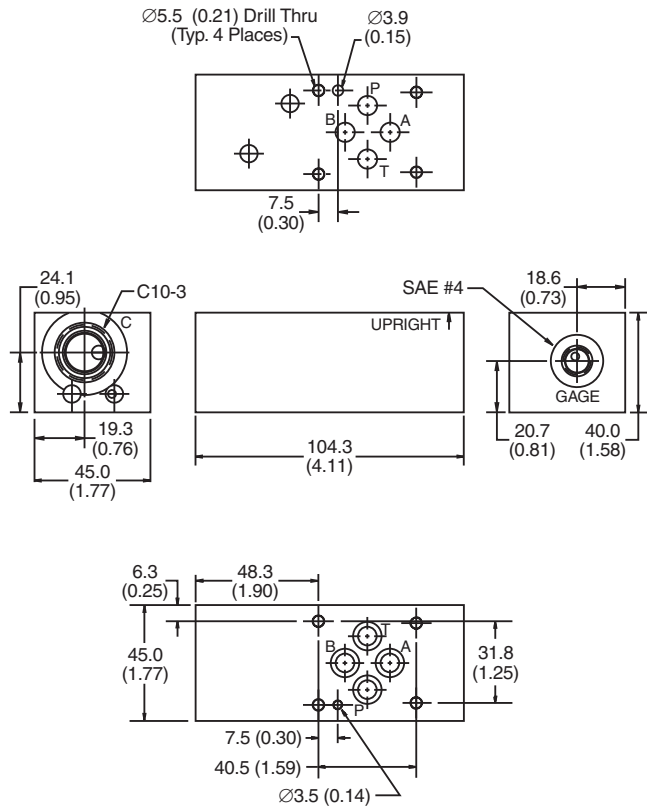


Code	Plug Seals
Omit	Nitrile
V	Fluorocarbon

Code	Body Material
A	Aluminum
S	Steel (Ductile Iron)

- Body supplied with:**
- Gage Port Plug Installed
 - O-Rings and Drive Pin

Dimensions Millimeters (Inches)



Cavity C: PRH102

Direction: Upright

Cavity C: PRH101
PR103

Direction: Upright

