


Effective: HY25-2823-M1/US September 15, 2022
Supercedes: HY25-2823-M1/US June 15, 2021



Power Take-Off Parts List

823 Series



WARNING — User Responsibility

FAILURE OR IMPROPER SELECTION OR IMPROPER USE OF THE PRODUCTS DESCRIBED HEREIN OR RELATED ITEMS CAN CAUSE DEATH, PERSONAL INJURY AND PROPERTY DAMAGE.

This document and other information from Parker Hannifin Corporation, its subsidiaries and authorized distributors provide product or system options for further investigation by users having technical expertise.

The user, through its own analysis and testing, is solely responsible for making the final selection of the system and components and assuring that all performance, endurance, maintenance, safety and warning requirements of the application are met. The user must analyze all aspects of the application, follow applicable industry standards, and follow the information concerning the product in the current product catalog and in any other materials provided from Parker or its subsidiaries or authorized distributors.

To the extent that Parker or its subsidiaries or authorized distributors provide component or system options based upon data or specifications provided by the user, the user is responsible for determining that such data and specifications are suitable and sufficient for all applications and reasonably foreseeable uses of the components or systems.

Offer of Sale

The items described in this document are hereby offered for sale by Parker Hannifin Corporation, its subsidiaries or its authorized distributors. This offer and its acceptance are governed by the provisions stated in the "Offer of Sale".



WARNING: This product can expose you to chemicals including Lead and Lead Compounds, and Di (2-ethylhexyl) phthalate (DEHP) which are known to the State of California to cause cancer and birth defects or other reproductive harm. For more information go to www.P65Warnings.ca.gov

© Copyright 2022, Parker Hannifin Corporation, All Rights Reserved

Table of Contents

Model Number Designator..... 1

Exploded View2

Bill of Materials3-4

Gear Ratio Options5-6

Lube Options 7

Shift Options8-11

Assembly Arrangements12-13

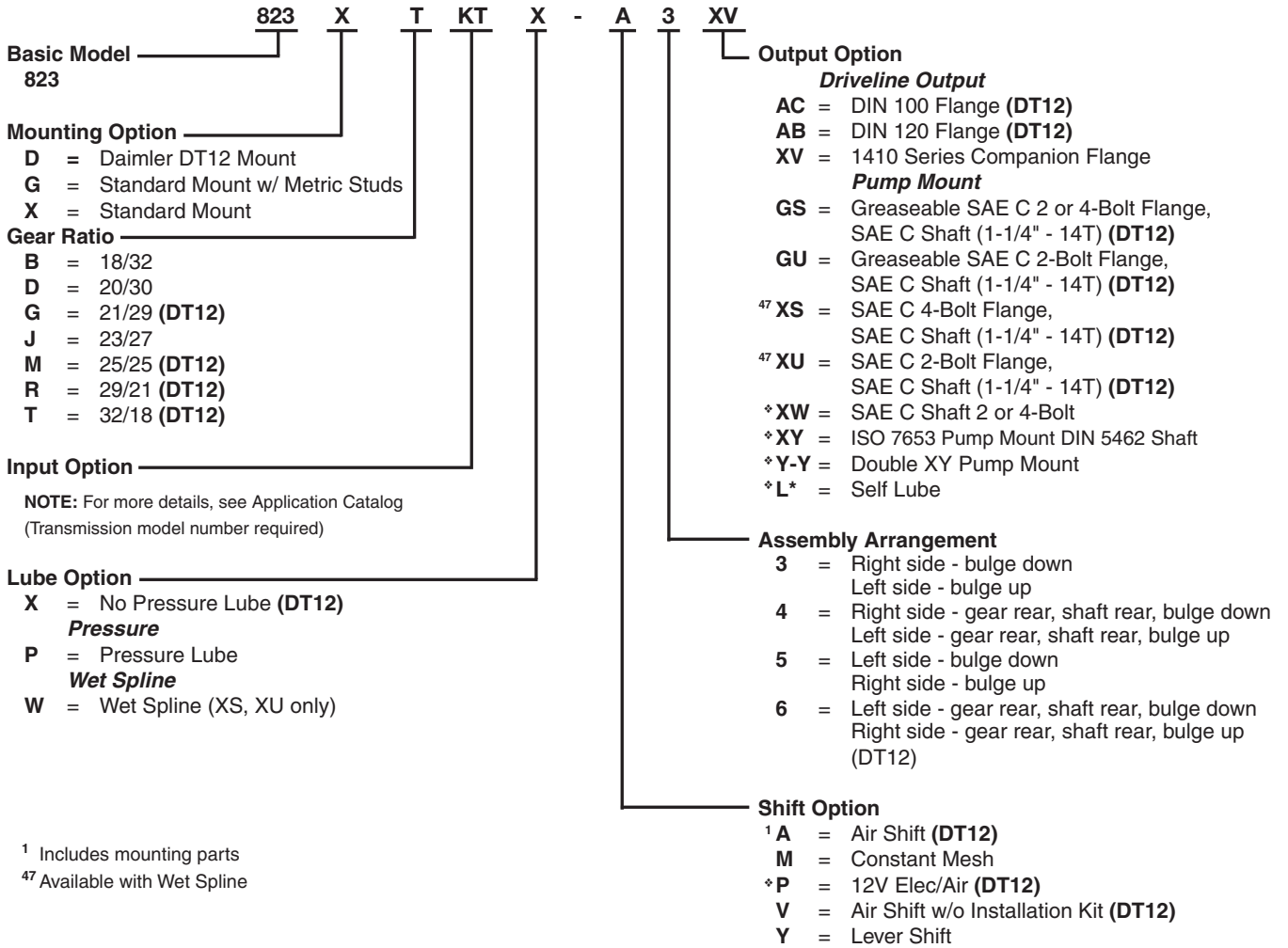
Output Options14-17

Installation Sketches18-19

Kits Bill of Materials20-21

Offer of Sale25-27

Model Number Designator

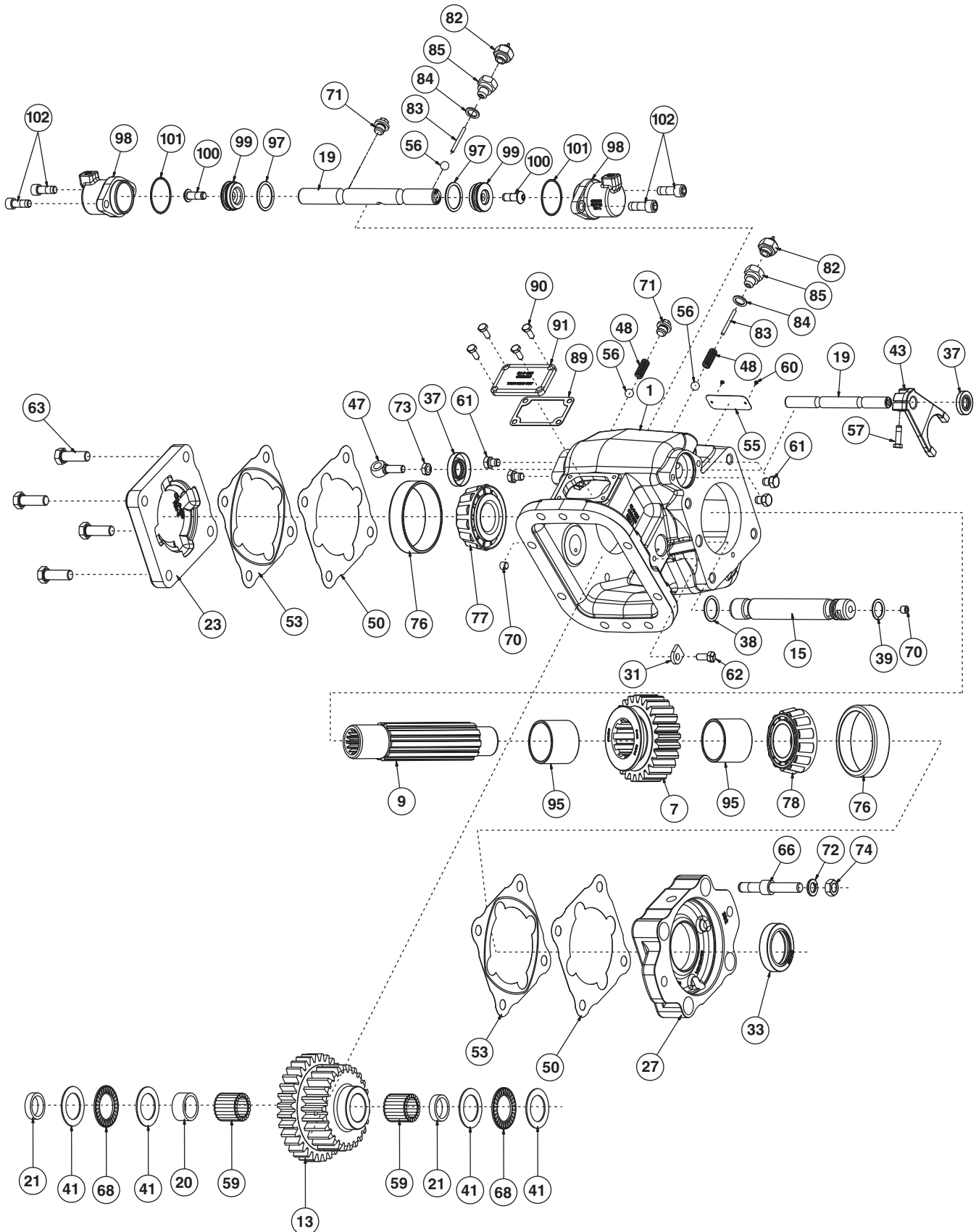


¹ Includes mounting parts

⁴⁷ Available with Wet Spline

DT12 – Available with Daimler DT12.

* No longer a current option per 2022 Chelsea Suggested List Price.



Bill of Materials

Parts List
823 Series

Item	Part Number	Description	Qty.
1	1-P-321	Housing (Constant Mesh) (3 & 6 Arrangement).....	1 or
	1-P-322	Housing (Constant Mesh) (4 & 5 Arrangement).....	1 or
	1-P-784	Housing (3 & 6 Arrangement)	1 or
	1-P-785	Housing (4 & 5 Arrangement)	1
	1-P-798	Housing (Daimler DT12 Only).....	
7	See pages 5-6	Output Gear	1
9	3-P-726	Output Shaft (1-1/4 - 14T) (XS Output Only)	1 or
	See pages 14-17	Output Shaft (All Other Outputs).....	1
13	See pages 5-6	Input Gear.....	1
15	9-P-28	Idler Shaft (1.0") (No Pressure Lube).....	1 or
	9-P-82	Idler Shaft (1.07") (Self Lube Option).....	1 or
	9-P-37	Idler Shaft (1.07") (Pressure Lube Only).....	1
	9-P-131	Idler Shaft (1.18") (Daimler DT12 Only).....	1
19	11-P-135	Shifter Shaft (.81") (Lever Shift)	1 or
	11-P-170	Shifter Shaft (.81") (Air Shift).....	1
20	14-P-27	Spacer (1.156" x 1.442" x .687").....	1
21	14-P-48	Spacer (1.080" x 1.375" x .339").....	2
23	21-P-66	Bearing Cap (AB, AC, XS, XU, XV, XY)	1 or
		Bearing Cap (Closed) (All Other Outputs)	1
27	21-P-382	Pump Flange (XS, XU Outputs).....	1
31	27 -P-9	Lock Plate	1
	380669	Lock Plate (Daimler DT12 Only)	1
33	28-P-212	Oil Seal (2.506" x 1.750" x .315") (XS Outputs)	1
		Oil Seal (All Other Outputs)	
37	28-P-389	Oil Seal (1.752" x .812" x .312") (Lever Shift).....	2
38	28-P-239	O-ring (1.046" x .139")	1
	28-P-336	O-ring (1.171 x .139) (Daimler DT12 Only).....	1
39	28-P-240	O-ring (.796" x .139")	1
	28-P-42	O-ring (1.051 x .070) (Daimler DT12 Only).....	1
41	31-P-90	Thrust Washer (1.382" x 2.042" x .062").....	4
43	32-P-122	Shifter Fork (3 & 6 Arrangement)	1 or
	32-P-121	Shifter Fork (4 & 5 Arrangement).....	1
47	36-P-1	Eye Bolt (.375"-24).....	1
48	37-P-51	Spring (2.14" x .729") (Lever Shift)	2
50	55-P-6-1	Bearing Cap Gasket Shim (.003" Thick)	A.R.
	55-P-6-2	Bearing Cap Gasket Shim (.010" Thick)	A.R.
53	55-P-19	Bearing Cap Gasket Shim	2
55	68-P-51	Name Plate	1
56	378002	Shifter Ball (.437") (Lever Shift).....	2 or
		Shifter Ball (.437") (Air Shift).....	1
57	378916	Hex Head Capscrew (.375"-24 x 1.375")	1
59	378389	Needle Roller Bearing.....	42
60	378422	Drive Screw.....	2
61	378431-4	Hex Head Capscrew (.375"-18 x .500").....	4
62	378430-8	Hex Head Capscrew (.375"-18 x .750").....	1
63	378433-14	Hex Head Capscrew (.500"-13 x 1.500").....	4
66	379442	Shoulder Stud (.500"-13 x .500"-20 x 3.750").....	4
68	378769	Thrust Bearing (1.375" x 2.000" x .125") (XS Output Only).....	2
70	379231	Pipe Plug (.125"-27) (Pressure Lube Only)	2
71	38-P-8	Poppet Retainer.....	1
72	500356-13	Lock Washer (.575" x .319" x .056") (XS Output Only).....	4
73	500381-3	Hex Nut Jamb (.375"-24).....	1
74	500381-5	Hex Nut Jamb (.500"-20) (XS Output Only)	4
76	560946	Tapered Bearing Cup (3.751" x .875")	2
77	560945	Tapered Bearing Cone (1.500" x 1.125")	1
	See pages 14-17	Tapered Bearing Cone (All Other Outputs).....	1

A.R. – As Required

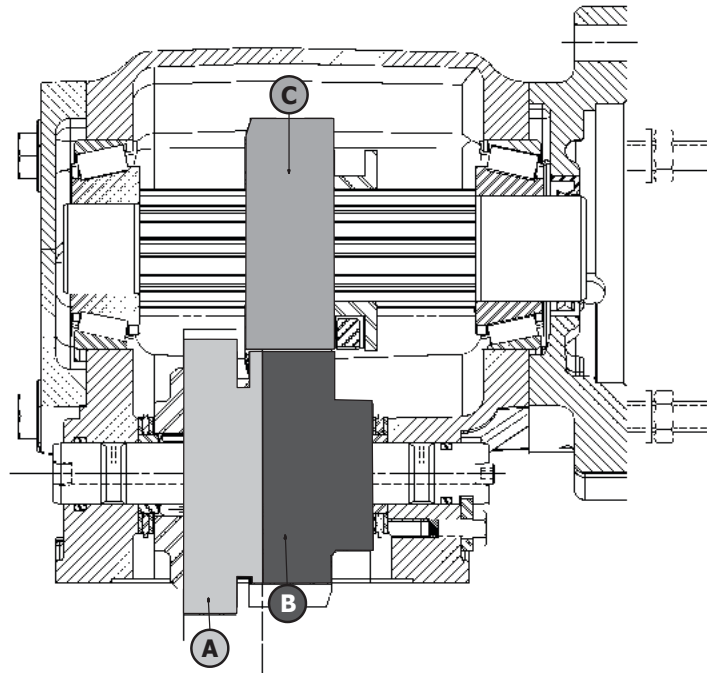
Continued on Next Page

Bill of Materials

Item	Part Number	Description	Qty.
78	560944	Tapered Bearing Cone (1.750" x 1.125") (XS Output)	1
82	379639	Indicator Switch (6-Bolt & 8-Bolt)	1
83	379612	Indicator Switch Plunger	1
84	379613	Copper Gasket (.520" x .750" x .062")	2
85	379614	Indicator Switch Fitting (6-Bolt & 8-Bolt)	1
89	35-P-93	Gasket Plate Cover	1
90	378429-6	Hex Capscrew (.250-20-.625")	4
91	34-P-133	Cover Plate	1
95	4-P-110	Output Gear Spacer (Constant Mesh Only)	2
97	28-P-241	O-ring (1.234" x .139")	2
98	65-P-57	Air Shifter Cylinder	2
99	66-P-61	Air Shift Piston	2
100	380600	BH Capscrew (.375"-24 x 1.00")	2
101	28-P-388	O-ring (1.739" x .070")	2
102	379433-6	Socket Head Capscrew (.375-16 x 1.00")	4
N.S.	69-P-18	Wet Spline Tag (XW & WW Only)	1
N.S.	379640	Booted Connector (V Shifter Only)	1
N.S.	8-A-165	Spacer (8-Bolt) (823XT Only)	1
N.S.	378414	Pressure Valve Protection (V Shift)	1
N.S.	14-P-82-1	Spacer (Daimler DT12 Only Only)	1
N.S.	14-P-82-1	Spacer (Daimler DT12 Only Only)	A.R.
N.S.	14-P-82-2	Spacer (Daimler DT12 Only Only)	A.R.
N.S.	14-P-82-3	Spacer (Daimler DT12 Only Only)	A.R.
N.S.	14-P-82-4	Spacer (Daimler DT12 Only Only)	A.R.
N.S.	562001.CHD	Tapered Bearing Assembly (Daimler DT12 Only)	1
N.S.	561023	Tapered Bearing Cone (Daimler DT12 Only)	1
<p>See pages 20-21 for Bill of Materials for the below loose parts.</p>			
<p>STUD KITS</p>			
	328170-8X	Standard Mounting Stud Kit (X Mount)	1
	328170-185X	Metric Mounting Stud Kit (G Mount)	1
	7170-116X	Stud Kit (823XT Only)	1
<p>INSTALLATION INSTRUCTION KIT</p>			
	328948-8X	Gasket & Installation Instructions Kit (8-Bolt)	1
	328648-53X	Gasket & Installation Instructions Kit (Daimler DT12)	1
<p>INSTALLATION KITS</p>			
	328388-61X	Air Shift Installation Kit (A Shift)	1
	328390-154X	Air Shift Field Conversion Kit	1
	328751-1X	Lever Control Indicator Light Installation Kit (Y Shift)	1
	329979X	Air Shift Retrofit Kit (Use with 1-P-784 & 1-P-785) See page 11	1
	328388-93X	12V Elec/Air Shift (P Shift)	1
<p>SERVICE KITS</p>			
	328356-2X	Gasket & Seal Kit	
	328356-3X	Gasket & Seal Kit w/ Shifter Seal (AB, AC, XV Output)	
	328356-4X	Gasket & O-ring Mounting Kit	
	328356-5X	Gasket & Seal Kit w/o Shifter Seal (AB, AC, XV Output)	
	328356-6X	Gasket & O-ring Seal Kit	
	328368-2X	Roller Needle Field Replacement Kit	
<p>HOSE ASSEMBLIES</p>			
	328075X	Pressure Lube Hose Ass'y (Pressure Lube Models)	1
<p>CONVERSION KITS</p>			
	328591-136X	Conversion Kit (XS to GS or GU)	
	328591-137X	Conversion Kit (XV to GS or GU)	

N.S. – Not Shown A.R. – As Required

PTO Gear Data



Item 2 Input Cluster Gear					Item 3 Output Gear	
GEAR DESIGNATOR	INPUT GEAR	NO. TEETH A (2)	HELIX ANGLE	NO. TEETH B (2)	OUTPUT GEAR	NO. TEETH C (3)
823*BAB	5-P-508	27	Spur	18	2-P-312	32
823*BAH	5-P-285	32	Spur	18	2-P-312	32
823*BAK	5-P-223	32	Spur	18	2-P-312	32
* 823*BAR	5-P-236	29	Left Hand	18	2-P-312	32
* 823*BBG	5-P-442	33	Left Hand	18	2-P-312	32
* 823*BCR	5-P-498	26	Left Hand	18	2-P-312	32
823*BDA	5-P-636	35	Spur	18	2-P-312	32
* 823*BDR	5-P-642	33	Spur	20	2-P-312	32
823*DAH	5-P-971	32	Spur	20	2-P-315	30
823*DAK	5-P-293	32	Spur	20	2-P-315	30
* 823*DDD	5-P-691	33	Spur	20	2-P-315	30
823*GAH	5-P-980	32	Spur	21	2-P-308	29
823*GAK	5-P-294	32	Spur	21	2-P-308	29
823*JAH	5-P-325	32	Spur	23	2-P-311	27
823*JAK	5-P-224	32	Spur	23	2-P-311	27
* 823*JAR	5-P-237	29	Left Hand	23	2-P-311	27
823*MAH	5-P-283	32	Spur	25	2-P-309	25
823*MAK	5-P-284	32	Spur	25	2-P-309	25
823*MDA	5-P-637	35	Spur	25	2-P-309	25
* 823*MDB	5-P-846	55	Spur	25	2-P-309	25
* 823*MDD	5-P-692	33	Spur	25	2-P-309	25

* No longer a current option per 2022 Chelsea Suggested List Price.

Continued on Next Page

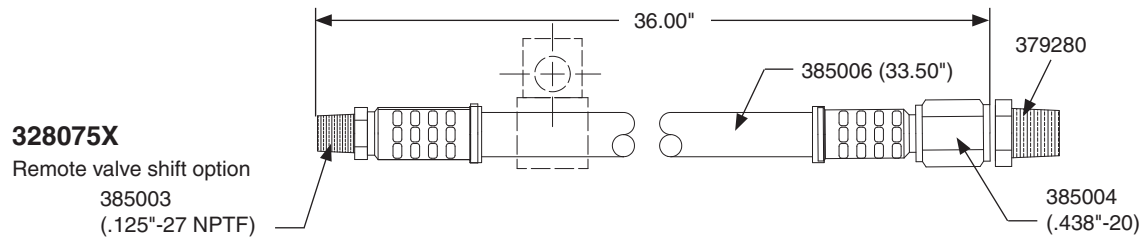
PTO Gear Data (Continued)

Item 2 Input Cluster Gear					Item 3 Output Gear	
GEAR DESIGNATOR	INPUT GEAR	NO. TEETH A (2)	HELIX ANGLE	NO. TEETH B (2)	OUTPUT GEAR	NO. TEETH C (3)
* 823*MDR	5-P-643	33	Spur	25	2-P-309	25
* 823*MDU	5-P-732	39	Left Hand	25	2-P-309	25
* 823*MEV	5-P-851	56	Spur	25	2-P-309	25
* 823*PAR	5-P-290	29	Left Hand	26	2-P-310	24
823*RAH	5-P-721	32	Spur	29	2-P-630	21
* 823*RDA	5-P-808	35	Spur	29	2-P-630	21
* 823*RDB	5-P-847	55	Spur	29	2-P-630	21
* 823*REV	5-P-852	56	Spur	29	2-P-630	21
823*RGN	5-P-1143	49	Spur	29	2-P-630	21
823*TKT	5-P-1395	34	Spur	32	2-P-828	18
823*GMA	5-P-1638	29	Left Hand	21	2-P-308	29
823*MMA	5-P-1640	29	Left Hand	25	2-P-309	25
823*RMA	5-P-1641	29	Left Hand	29	2-P-308	21
823*MMB	5-P-1640	29	Left Hand	25	2-P-309	25
823*RMB	5-P-1641	29	Left Hand	29	2-P-308	21
823*TMB	5-P-1649	29	Left Hand	32	2-P-828	18
823*GMC	5-P-1652	30	Left Hand	21	2-P-308	29
823*MMC	5-P-1654	30	Left Hand	25	2-P-309	25
823*RMC	5-P-1655	30	Left Hand	29	2-P-308	21

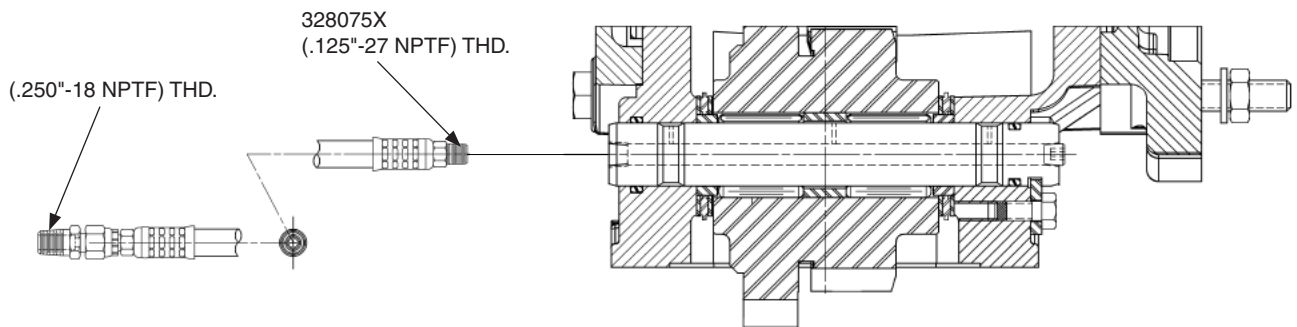
* No longer a current option per 2020 Chelsea Suggested List Price.

Lube Options

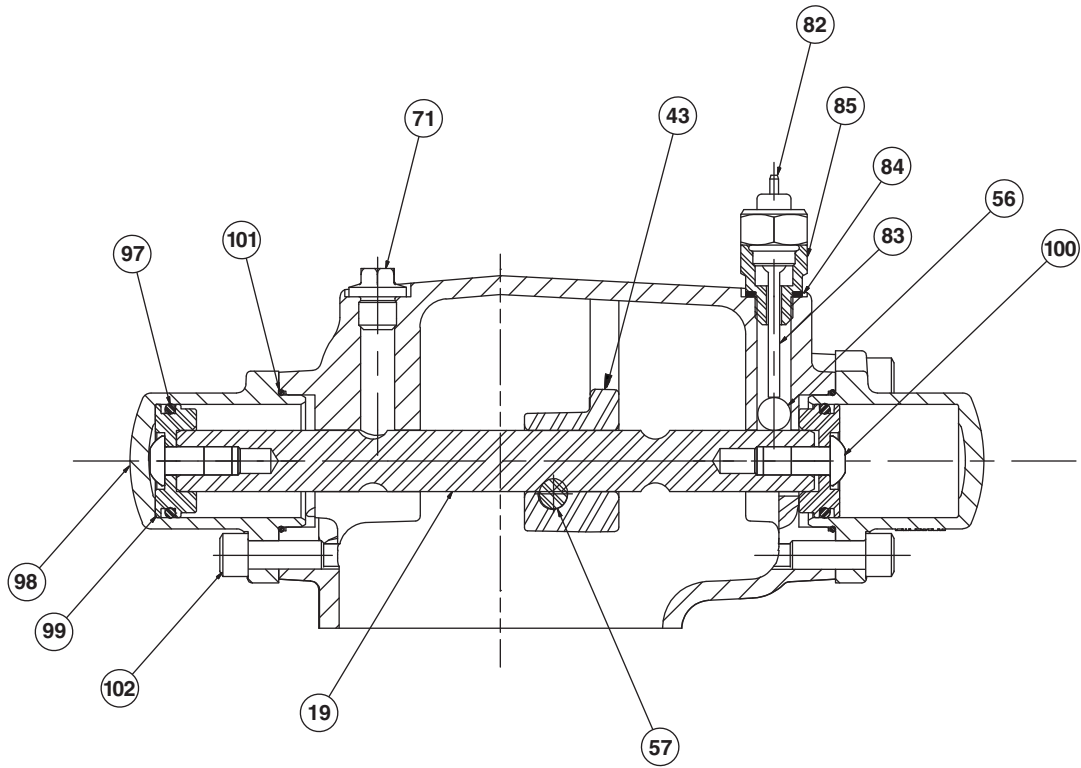
Pressure Lube



Lube Hose

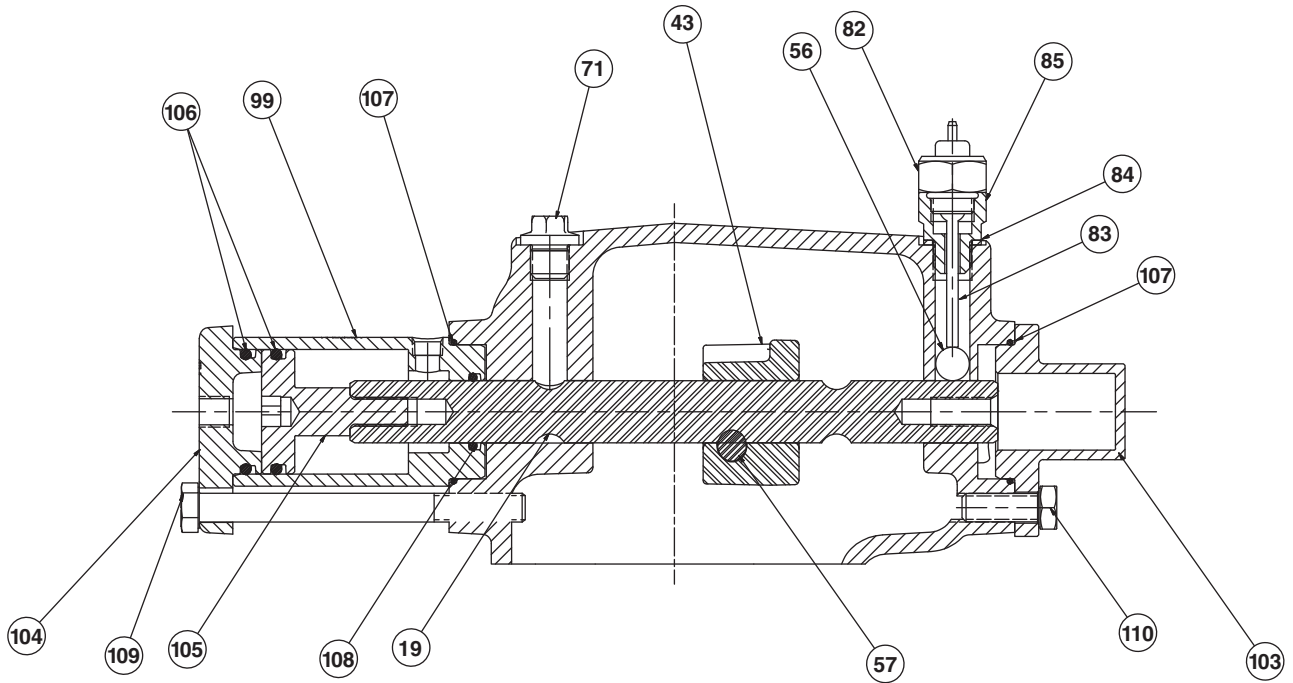


Air Shift



Item	Part Number	Description	Qty.
19	11-P-170	Shifter Shaft (.81") (Air Shift)	1
43	32-P-122	Shifter Fork (3 & 6 Arrangement)	1 or
	32-P-121	Shifter Fork (4 & 5 Arrangement)	1
56	378002	Shifter Ball (.437") (Air Shift)	1
57	378916	Hex Head Capscrew (.375"-24 x 1.375")	1
71	38-P-8	Poppet Retainer.....	1
82	379639	Indicator Switch (6-Bolt & 8-Bolt).....	1
83	379612	Indicator Switch Plunger.....	1
84	379613	Copper Gasket (.520" x .750" x .062").....	2
85	379614	Indicator Switch Fitting (6-Bolt & 8-Bolt).....	1
97	28-P-241	O-ring (1.234" x 1.00").....	2
98	65-P-57	Air Shifter Cylinder.....	2
99	66-P-61	Air Shift Piston.....	2
100	380600	BH Capscrew (.375"-24 x 1.000").....	2
101	28-P-388	O-ring (1.739" x .070").....	2
102	379433-6	Socket Head Capscrew (.375"-16 x 1.000")	4

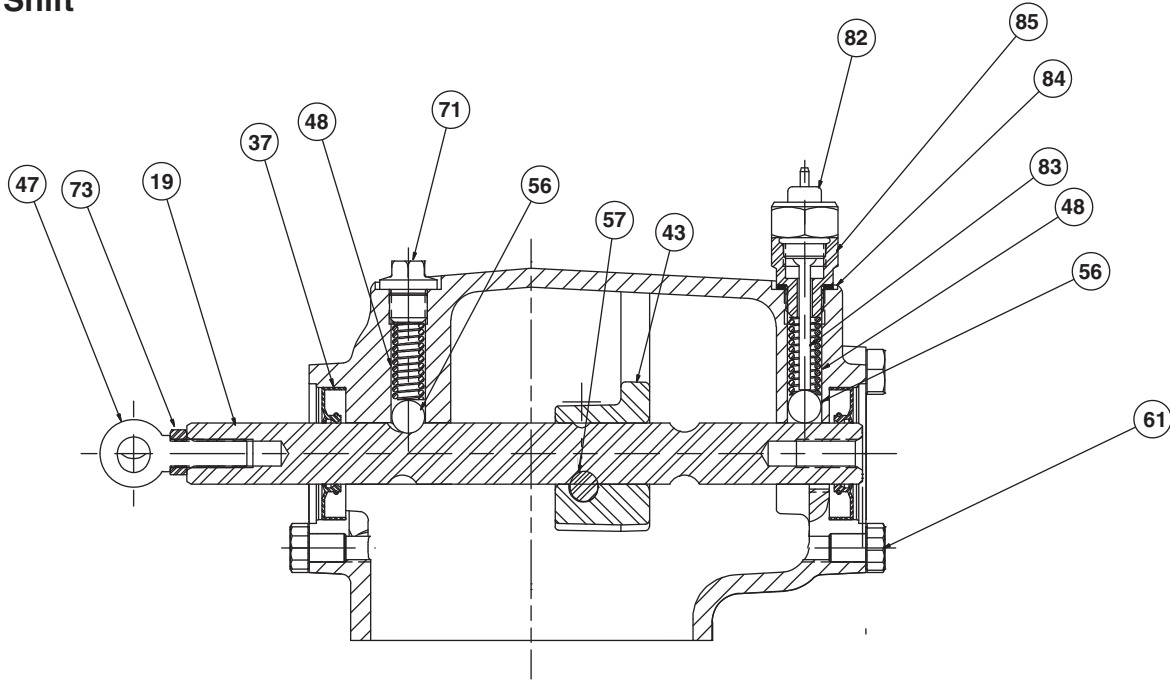
Air Shift Retrofit



Item	Part Number	Description	Qty.
19	11-P-170	Shifter Shaft (.81") (Air Shift)	1
43	32-P-122	Shifter Fork (3 & 6 Arrangement)	1 or
	32-P-121	Shifter Fork (4 & 5 Arrangement)	1
56	378002	Shifter Ball (.437") (Air Shift)	1
57	378916	Hex Head Capscrew (.375"-24 x 1.375").....	1
71	38-P-8	Poppet Retainer.....	1
82	379639	Indicator Switch (6-Bolt & 8-Bolt).....	1
83	379612	Indicator Switch Plunger.....	1
84	379613	Copper Gasket (.520" x .750" x .062").....	2
85	379614	Indicator Switch Fitting (6-Bolt & 8-Bolt).....	1
	329979X	Air Shift Retrofit Kit	
99	66-P-61	Air Shift Cylinder.....	1
103	65-P-62	Shifter Cap.....	1
104	380657	Cylinder Cap.....	1
105	66-P-24	Shifter Piston	1
106	28-P-61	O-ring (1.359" x .139").....	2
107	28-P-388	O-ring (1.739" x .070").....	2
108	28-P-198	O-ring (.798" x .103").....	1
109	378431-31	Hex Head Capscrew (.375"-16 x 4.25").....	2
110	378431-10	Hex Head Capscrew (.375"-16 x 1.00").....	2
N.S.	69-P-31	Installation Instructions.....	1

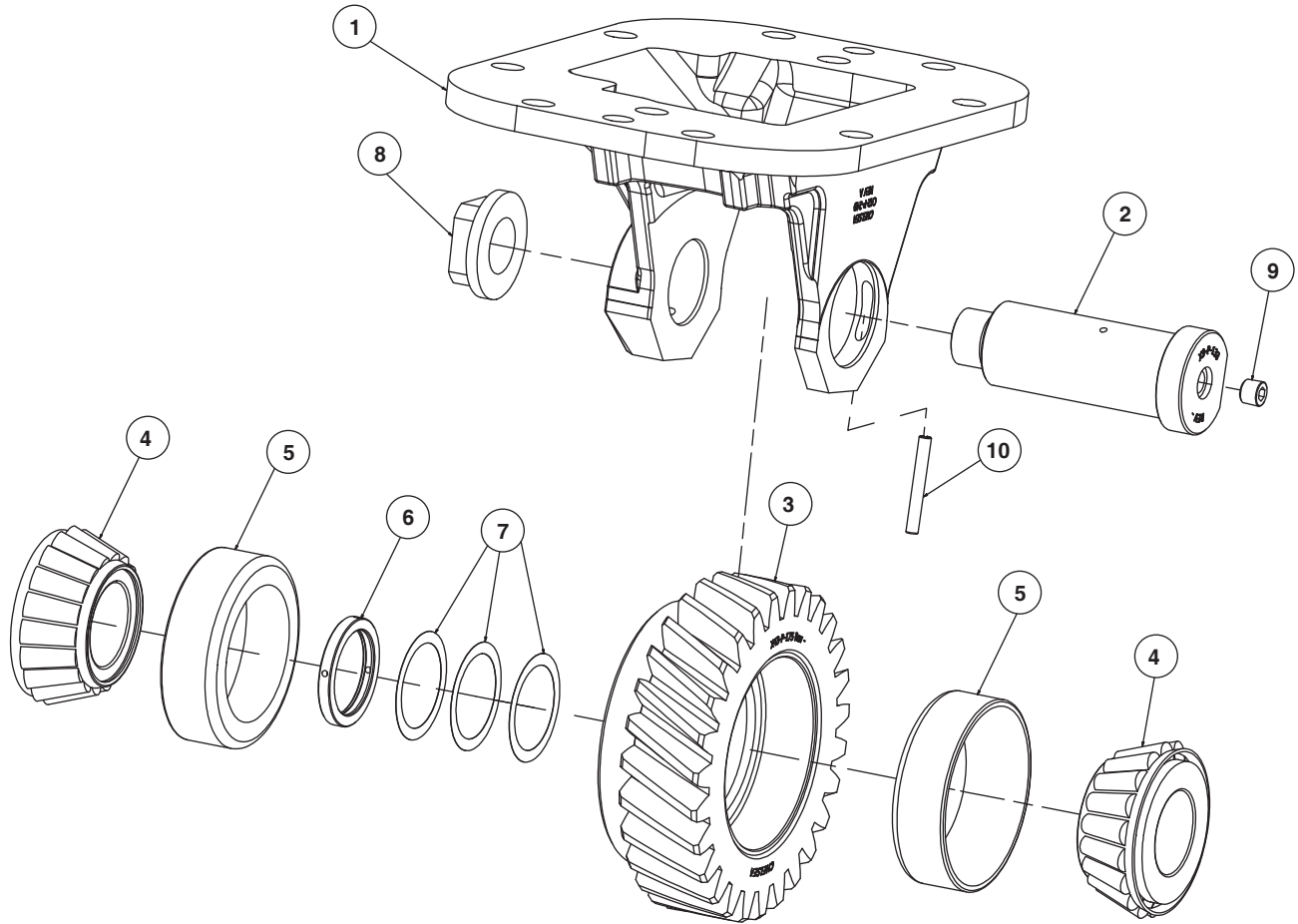
N.S. – Not Shown

Lever Shift



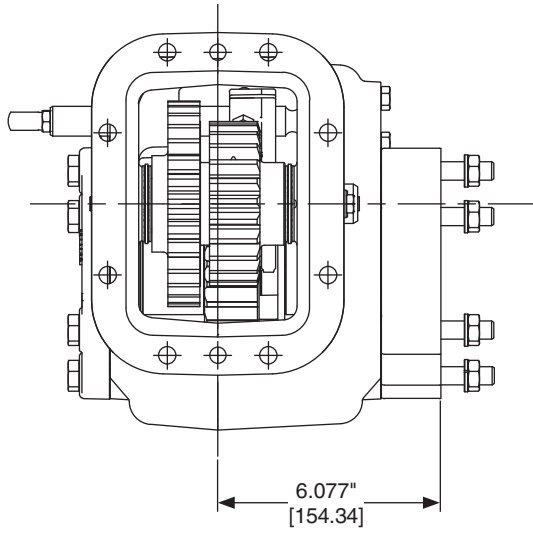
Item	Part Number	Description	Qty.
19	11-P-135	Shifter Shaft (.81") (Lever Shift).....	1
37	28-P-389	Oil Seal (1.752" x .812" x .312") (Lever Shift)	2
43	32-P-122	Shifter Fork (3 & 6 Arrangement)	1 or
	32-P-121	Shifter Fork (4 & 5 Arrangement)	1
47	36-P-1	Eye Bolt (.375"-24)	1
48	37-P-51	Spring (2.14" x 1.729") (Lever Shift)	2
56	378002	Shifter Ball (.437") (Lever Shift)	2
57	378916	Hex Head Capscrew (.375"-24 x 1.375").....	1
61	378431-4	Hex Head Capscrew (.375"-18 x .500").....	1
71	38-P-8	Poppet Retainer.....	1
73	500381-3	Hex Nut Jamb (.375"-24).....	1
82	379639	Indicator Switch (6-Bolt & 8-Bolt).....	1
83	379612	Indicator Switch Plunger.....	1
84	379613	Copper Gasket (.520" x .750" x .062").....	2
85	379614	Indicator Switch (6-Bolt & 8-Bolt).....	1

Daimler DT12 Heavy Duty Adapters

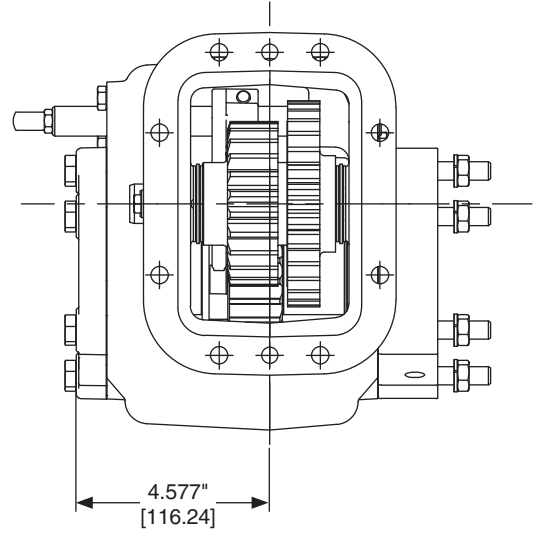


Item	Part Number	Description	Qty.
1	42-P-255	Input Designator (330032X MA)	1
	42-P-256	Input Designator (330033X MB).....	1
	42-P-255	Input Designator (330034X MC).....	1
2	9-P-130	Adapter Shaft DT12.....	1
3	43-P-175	Adapter Gear (330032X MA).....	1
	43-P-176	Adapter Gear (330033X MB).....	1
	43-P-177	Adapter Gear (330034X MC).....	1
4	562004	Cone Bearing Assembly (1.312" x 3.000" x 1.156")	2
5	562005	Cup Bearing (1.312" x 3.000" x 1.156").....	2
6	14-P-93	Bearing Spacer (1.314 x 1.700" x .200")	1
7	55-P-45-1	Shim (1.328"x 1.700" x .001")	A.R.
	55-P-45-2	Shim (1.328" x 1.700" x .003").....	A.R.
	55-P-45-3	Shim (1.328" x 1.700" x .006").....	A.R.
	55-P-45-4	Shim (1.328" x 1.700" x .009").....	A.R.
	55-P-45-5	Shim (1.328" x 1.700" x .012").....	A.R.
	55-P-45-6	Shim (1.328" x 1.700" x .015").....	A.R.
8	380675.CHD	Flange Nut DT12	1
9	379231	Pipe Plug (.125"-27)	1
10	500597-18	Roll Pin (.188" x 1.500")	1
11	69-P-37	Caution Tag.....	1

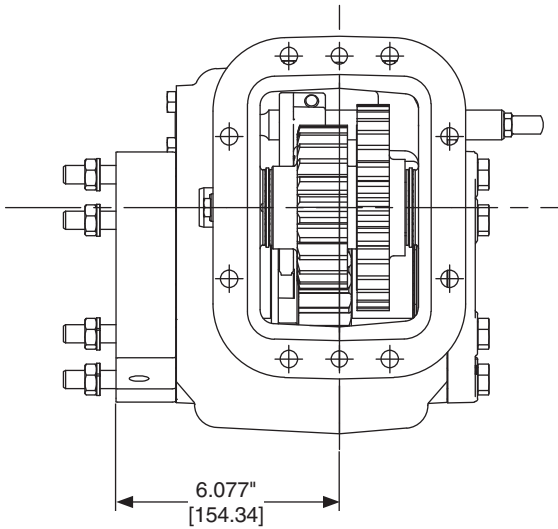
A.R. – As Required



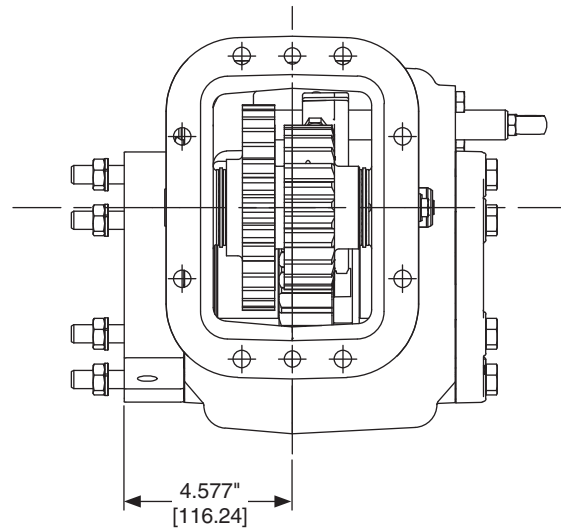
Assembly 3



Assembly 4

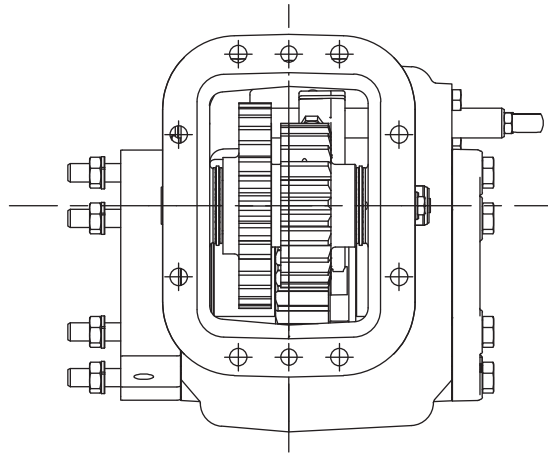


Assembly 5



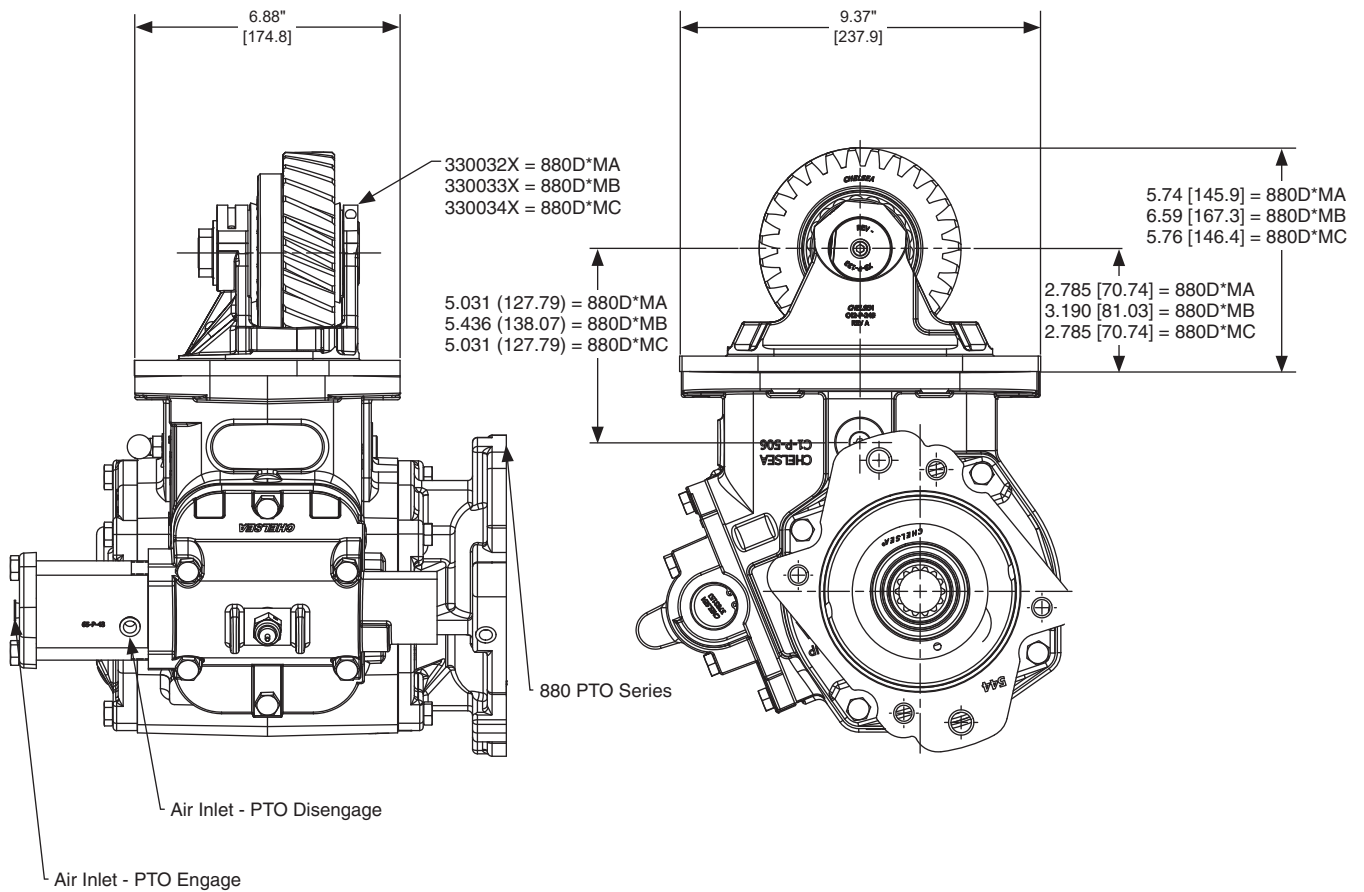
Assembly 6

(DT12) = Available with Daimler DT12.

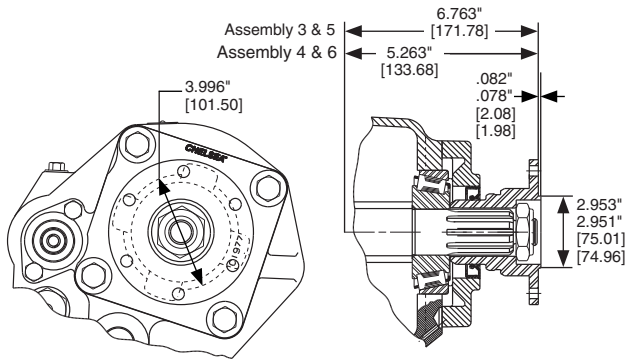


Assembly 6

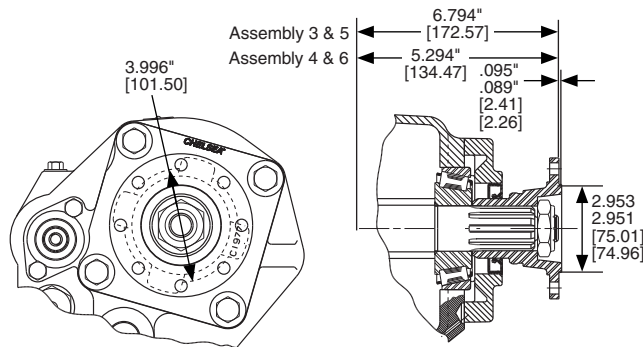
PTO Dimensions Daimler DT12 Adapter



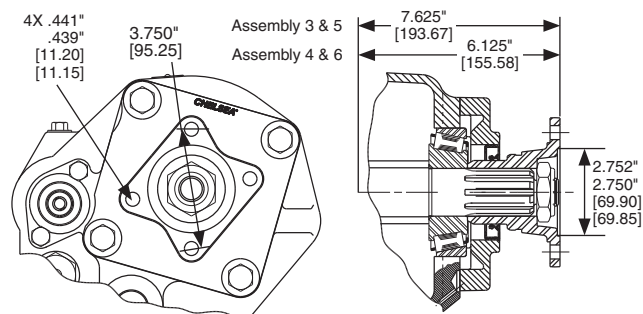
Bill of Materials - Driveline Output



AC Output Option DIN 100		
Part Number	Description	Qty.
3-P-364	Output Shaft	1
21-P-65	Bearing Cap, Open	1
28-P-211	Oil Seal	1
378382	Hex Nut (.875"-14)	1
378433-14	Hex Head Capscrew (.500"-13 x 1.500")	4
560945	Tapered Bearing Cone	1
379742	Companion Flange (DIN 100)	1



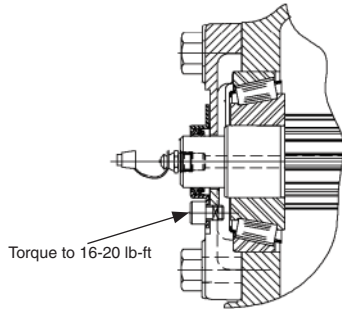
AB Output Option DIN 120		
Part Number	Description	Qty.
3-P-364	Output Shaft	1
21-P-65	Bearing Cap, Open	1
28-P-211	Oil Seal	1
378382	Hex Nut (.875"-14)	1
378433-14	Hex Head Capscrew (.500"-13 x 1.500")	4
560945	Tapered Bearing Cone	1
379558	Companion Flange (DIN 120)	1



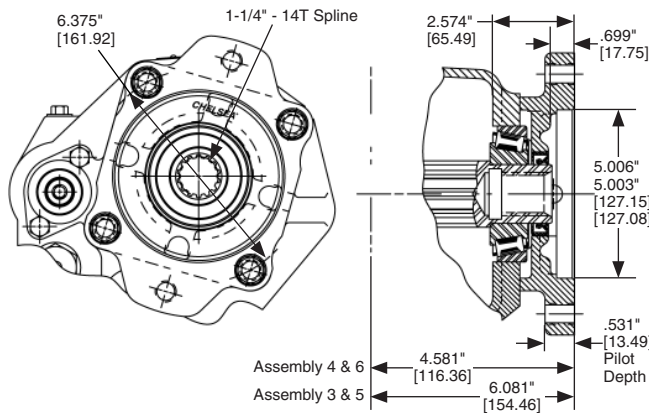
XV Output Option 1410 Series Companion Flange		
Part Number	Description	Qty.
3-P-364	Output Shaft	1
21-P-65	Bearing Cap, Open	1
28-P-211	Oil Seal	1
378382	Hex Nut (.875"-14)	1
378433-14	Hex Head Capscrew (.500"-13 x 1.500")	4
560945	Tapered Bearing Cone	1
3-1-3431	Companion Flange	1

Continued on Next Page

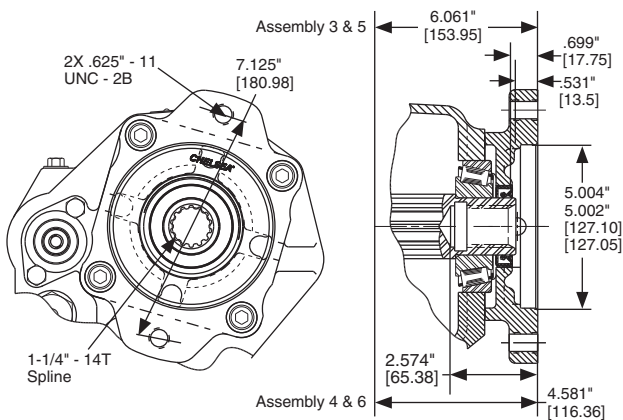
Bill of Materials - Pump Mount



G* Output Option		
Part Number	Description	Qty.
3-P-950X	Output Shaft	1
21-P-655	Bearing Cap, Greaseable Output Shaft.....	1
28-P-226	Shaft Seal	1
379432-1	Socket Head Capscrew (.312"-18 x .375").....	3
328591-136X	Conversion Kit (XS to GS)	
328591-137X	Conversion Kit (XV to GS)	



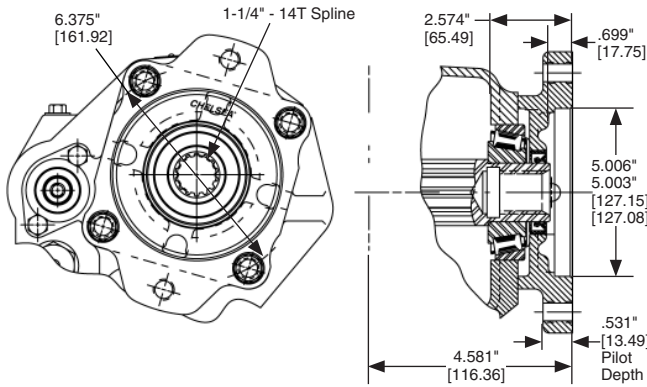
GS Output Option Greaseable SAE C 2 or 4-Bolt Flange, SAE C Shaft (1-1/4" - 14T)		
Part Number	Description	Qty.
3-P-950X	Greaseable Output Shaft A'ssy	1
21-P-655	Bearing Cap, Greaseable Output Shaft.....	1
28-P-226	Shaft Seal	1
379432-1	Socket Head Capscrew (.312"-18 x .375").....	3
328591-136X	Conversion Kit (XS to GS)	
328591-137X	Conversion Kit (XV to GS)	



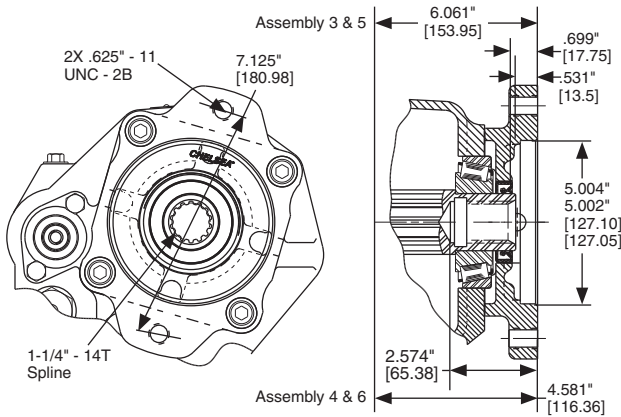
GU Output Option Greaseable SAE C 2-Bolt Flange, SAE C Shaft (1-1/4" - 14T)		
Part Number	Description	Qty.
3-P-726	Output Shaft, Pump	1
21-P-655	Bearing Cap.....	1
28-P-226	Bearing Cap with Molded Dual Lip Seal.....	1
379432-1	Socket Head Capscrew (.312"-18 x .375").....	3
328591-136X	Conversion Kit (XS to GU)	
328591-137X	Conversion Kit (XV to GU)	

†Conversion Kits do not include all parts shown above. See page 22 for Conversion Kit BOMs.

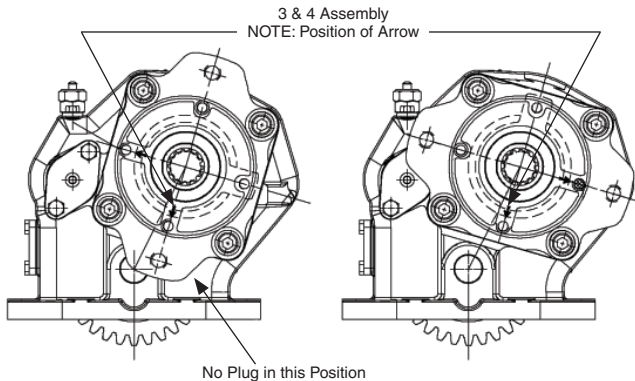
Bill of Materials - Pump Mount (Continued)



XS Output Option SAE C 4-Bolt Flange, SAE C Shaft (1-1/4" - 14T)		
Part Number	Description	Qty.
3-P-726	Output Shaft	1
21-P-382	Bearing Cap, Open	1
28-P-212	Oil Seal	1
379442	Shoulder Stud (.500"-13-20 x 3.750")	4
500356-13	Lock Washer	4
500381-5	Hex Nut (.500"-20)	4
560944	Tapered Bearing Cone	1



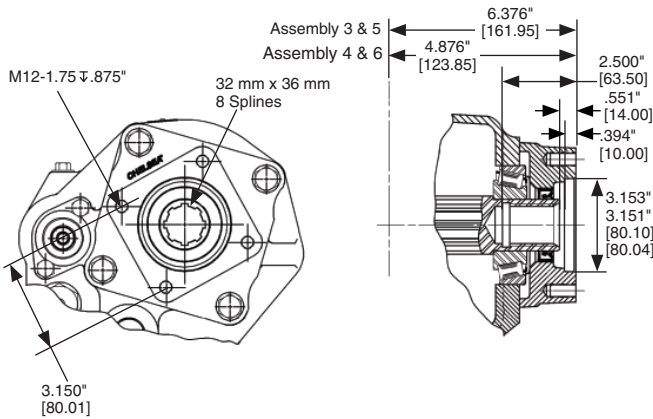
XU Output Option SAE C 2-Bolt Flange, SAE C Shaft (1-1/4" - 14T)		
Part Number	Description	Qty.
3-P-726	Output Shaft, Pump	1
21-P-382	Pump Flange, Output	1
28-P-212	Oil Seal	1
378450-8	Allen Hex Head Capscrew (.500"-13 x 1.500")	4
560944	Tapered Bearing Cone	1



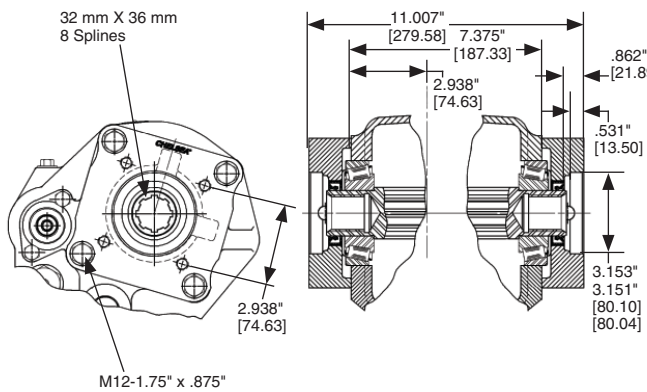
*XW Output Option SAE C 2 or 4-Bolt		
Part Number	Description	Qty.
329174X	Pump Flange Ass'y.	1
21-P-340	Pump Flange	1
379616	Instruction Tag	1
3-P-726	Pump Shaft	1
28-P-212	Oil Seal	1
379231	Pipe Plug	1
28-P-245	O-ring (furnished by customer)	1
560944	Tapered Bearing Cone	1
69-P-18	Wet Spline Tag	1
378450-8	Socket Head Capscrew (.500"-13 x 1.500")	4

✦ No longer a current option per 2022 Chelsea Suggested List Price.

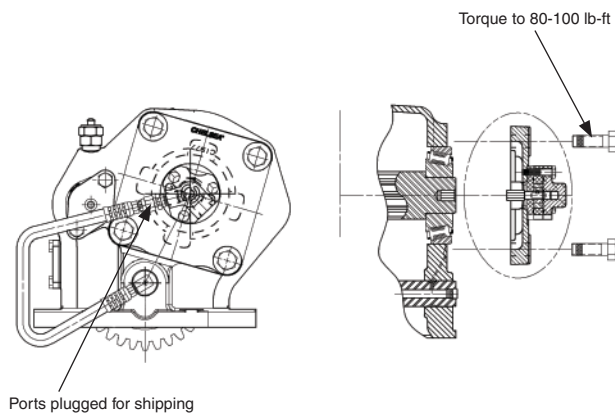
Bill of Materials - Pump Mount (Continued)



*XY Output Option DIN 5462		
Part Number	Description	Qty.
3-P-826	Output Shaft	1
21-P-470	Pump Flange	1
28-P-212	Oil Seal	1
378433-14	Hex Head Capscrew (.500"-13 x 1.500")	4
560944	Tapered Bearing Cone.....	1



*Y-Y Output Option Double XY Pump Mount		
Part Number	Description	Qty.
3-P-946	Output Shaft	1
21-P-648	Pump Flange	2
28-P-212	Oil Seal	2
378433-14	Hex Head Capscrew (.500"-12 x 1.500")	4
560944	Tapered Bearing Cone.....	2



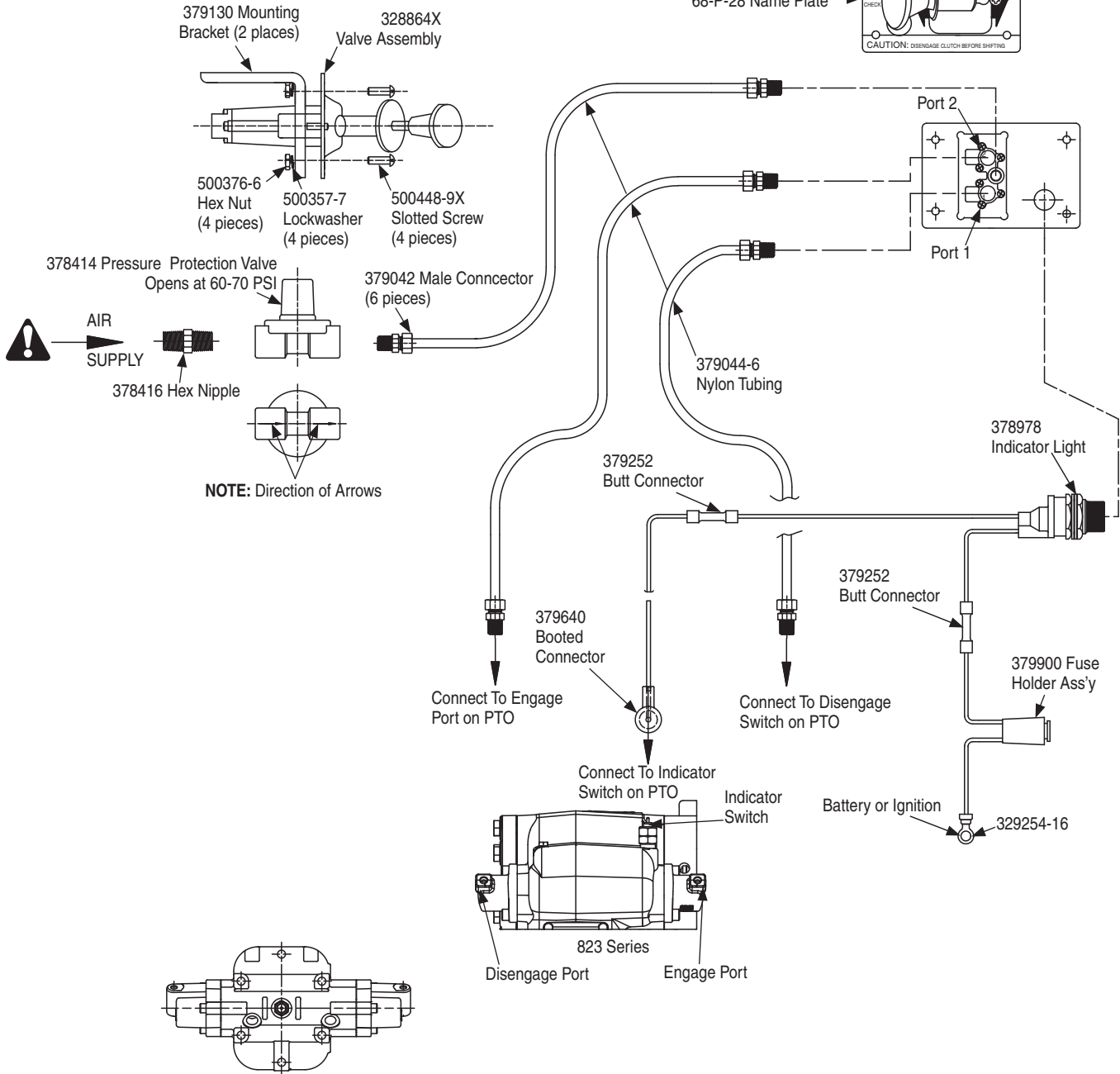
L Output Option Self Lube		
Part Number	Description	Qty.
3-P-863	Output Shaft, Self-Lube Ass'y (LG)	1 or
3-P-864	Output Shaft, Pump Self-Lube Ass'y (LH & LJ)	1
9-P-82	Idler Shaft (Pressure Lube)	1
329105X	Self Lubrication Ass'y	1
378450-8	Hex Head Capscrew (.500"-13 x 1.500")	4
379231	Pipe Plug (.125"-27)	1
500841-1	90° Elbow	1
329092X	Pressure Lube Hose Ass'y	1

* No longer a current option per 2022 Chelsea Suggested List Price.

**Shift Option A
 Air Shift**

(SK-276 Rev M)

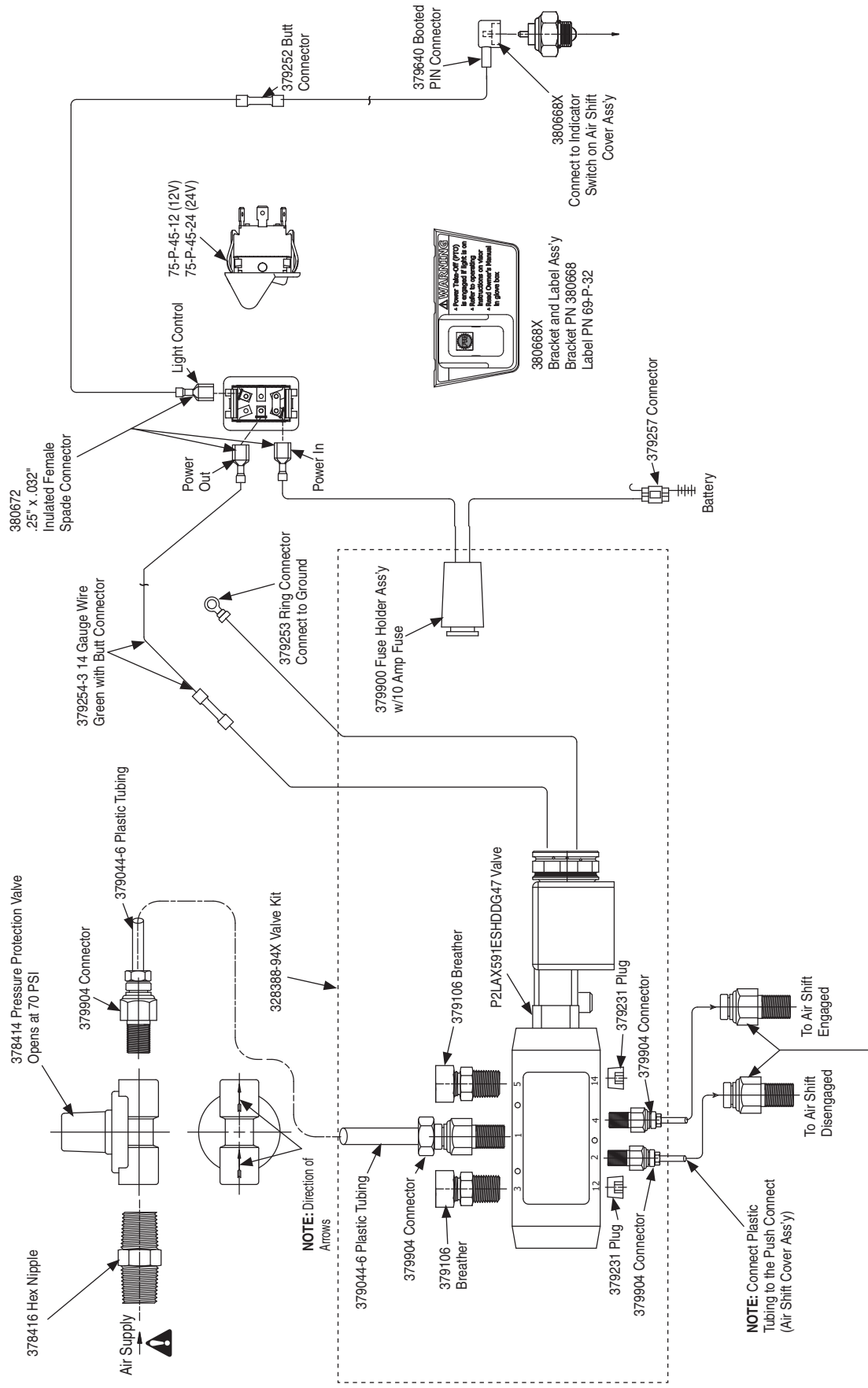
Installation Kit: 328388-61X



- WARNING:** Connect directly to the air supply. Do not use tubing between the air supply and the pressure protection valve.
- CAUTION:** When installing nylon tubing avoid sharp angles, exhaust and manifold systems.
- IMPORTANT:** When this installation is used on vehicles with automatic transmissions, the PTO drive gear must be stopped before shifting.
- NOTE:** Tube nut is reusable as long as nylon tubing is not removed from the tube nut.

Shift Option P or Q
Elec/Air Shift
823 Series

Installation Kit: 328388-93X (12V)



(SK-447 Rev D)

WARNING: Connect directly to air supply. Do not use tubing between air supply and pressure protection valve.

Part Number	Description	Qty.	Part Number	Description	Qty.
STUD KITS			INSTALLATION KITS		
328170-8X	Mounting Stud Kit - Standard (X)		328388-61X	Air Shift	
378054	Dowel Pin	2	68-P-28	Name Plate.....	1
379424-21	Stud (.438"-14 & .438"-20 x 2.250")	8	328388-45X	Air Shift Kit.....	1
379745	Flange Nut (.438"-20).....	8	328864X	Shifter Control Valve.....	1
328170-185X	Mounting Stud Kit - Metric (G)		378414	Pressure Protection Valve	1
378054	Dowel Pin	2	379044-6	Nylon Tubing.....	1
379429-22	Metric Stud (.438"-20 & M12-.125" x 2.250")	8	379130	Air Shifter Support Bracket.....	2
379745	Flange Nut (.438"-20).....	8	379252	Butt Connector	2
7170-116X	Stud Kit (823XT Only)		379640	Booted Connector	1
379424-26	Stud (.438"-14 x .438"-20 x 2.500").....	8	379254-16	Ring Connector	1
379745	11/16" Hex Head Flange Nut (.438"-20).....	8	328390-154X	Air Shift Field Conversion Kit	
			328388-61X	Air Shift.....	1
			65-P-31	Shifter Shaft Cap.....	1
			35-P-99	Shifter Cap Gasket.....	1
			28-P-61	O-ring (1.359" x 1.39").....	2
			22-P-113	Gasket	1
			65-P-29	Air Cylinder.....	1
			66-P-24	Shifter Piston.....	1
			379027	Cylinder Cap.....	1
			28-P-198	O-ring (.798" x .103").....	1
			378431-4	Hex Capscrew	2
			378431-31	Hex Head Capscrew (.375"-16 x 4.250").....	2
			Owner's Manual	HY25-1135-M1/US.....	1
			328751-1X	Indicator Installation Kit	
			378978	12V Indicator Light	1
			379252	Speed Limiter Butt Connector	2
			68-P-18	Name Plate.....	1
			379640	Booted Connector	1
			379900	Fuse Holder.....	1
			328948-8X	Gasket & Installation Kit	
			328946X	Caution Label Kit.....	1
			35-P-15-1	Housing Gasket (.010)	2
			35-P-15-2	Housing Gasket (.020)	2
			379085-1	PTO Instructions Decal	1
			Owner's Manual	HY25-1135-M1/US.....	1
			Safety Guide	HY25-1002-M1/US.....	1

Continued on Next Page

BOMs in each kit group are listed in order based on part number.

Part Number	Description	Qty.	Part Number	Description	Qty.
INSTALLATION KITS			SERVICE KITS		
329979X	Air Shift Retrofit Kit		328356-2X	Gasket & Seal Kit (AB, AC, XV Output)	
66-P-61	Body Cylinder.....	1	28-P-211	Oil Seal (3.001" x 2.000" x .375").....	1
66-P-62	Shifter Shaft Cap.....	1	28-P-218	Oil Seal (1.379" x .812" x .312").....	2
380657	Cylinder Cap.....	1	28-P-239	O-ring (1.046" x .139").....	1
66-P-24	Shifter Piston.....	1	28-P-240	O-ring (.796" x .139").....	1
28-P-61	O-ring (1.359" x .139").....	2	35-P-15-1	Mounting Gasket (8-Bolt & 10-Bolt).....	1
28-P-388	O-ring (1.739" x .070").....	2	35-P-15-2	Mounting Gasket (8-Bolt & 10-Bolt).....	1
28-P-198	O-ring (.798" x .103").....	1	55-P-19	Gasket Shim.....	2
378431-31	Hex Head Capscrew (.375"-16 x 4.250").....	2	55-P-6-1	Spacer Shim (.003").....	2
378431-10	Hex Head Capscrew (.375"-16 x 1.000").....	2	55-P-6-2	Spacer Shim (.010").....	3
69-P-31	Installation Instructions.....	1			
328388-93X	Air Shift Installation Kit		328356-3X	Gasket & Seal Kit (AB, AC, XV Output)	
328388-94X	Valve and Connector Kit.....	1	28-P-218	Oil Seal (1.379" x .812" x .312").....	2
378414	Air Shifter Pressure Protection Valve.....	1	28-P-239	O-ring (1.046" x .139").....	1
75-P-45-12	Rocker Switch 12V.....	1	28-P-240	O-ring (.796" x .139").....	1
379044-6	Tubing (.253" x .179" x 30').....	1	35-P-15-1	Mounting Gasket (8-Bolt & 10-Bolt).....	1
380668X	Air Shifter Switch Bracket.....	1	35-P-15-2	Mounting Gasket (8-Bolt & 10-Bolt).....	1
379252	Electrical Butt Connector.....	2	55-P-19	Gasket Shim.....	2
75-P-46X	Wire and Connectors Kit.....	1	55-P-6-1	Spacer Shim (.003").....	2
379640	Booted Electrical Connector.....	1	55-P-6-2	Spacer Shim (.010").....	3
			328356-4X	Gasket & Seal Kit (XS, XU)	
			28-P-212	Oil Seal (2.506" x 1.750" x .315").....	1
			28-P-218	Oil Seal (1.379" x .812" x .312").....	2
			28-P-239	O-ring (1.046" x .139").....	1
			28-P-240	O-ring (.796" x .139").....	1
			35-P-15-1	Mounting Gasket (8-Bolt & 10-Bolt).....	1
			35-P-15-2	Mounting Gasket (8-Bolt & 10-Bolt).....	1
			55-P-6-1	Spacer Shim (.003").....	2
			55-P-6-2	Spacer Shim (.010").....	3
			55-P-19	Gasket Shim.....	2
			328356-5X	Gasket & Seal Kit (AB, AC, XV Output)	
			28-P-211	Oil Seal (3.001" x 2.000" x .375").....	1
			28-P-239	O-ring (1.046" x .139").....	1
			28-P-240	O-ring (.796" x .139").....	1
			35-P-15-1	Mounting Gasket (8-Bolt & 10-Bolt).....	1
			35-P-15-2	Mounting Gasket (8-Bolt & 10-Bolt).....	1
			55-P-19	Gasket Shim.....	2
			55-P-6-1	Spacer Shim (.003").....	2
			55-P-6-2	Spacer Shim (.010").....	3
			328356-6X	Gasket & Seal Kit (O-ring and Mounting Gaskets)	
			28-P-239	O-ring (1.046" x .139").....	1
			28-P-240	O-ring (.796" x .139").....	1
			35-P-15-1	Mounting Gasket (8-Bolt & 10-Bolt).....	1
			35-P-15-2	Mounting Gasket (8-Bolt & 10-Bolt).....	1
			55-P-19	Gasket Shim.....	2
			55-P-6-1	Spacer Shim (.003").....	2
			55-P-6-2	Spacer Shim (.010").....	3
			328368-2X	Input Needle Bearing Kit	
			14-P-27	Spacer (1.156" x 1.442" x .687").....	1
			14-P-48	Spacer (1.080" x 1.375" x .339").....	2
			378389	Needle Roller Bearing.....	42

Continued on Next Page

BOMs in each kit group are listed in order based on part number.

Part Number	Description	Qty.
OUTPUT CONVERSION KIT		
328591-136X	Conversion Kit (XS to GS) (XS to GU)	
55-P-19	Gasket Shim.....	1
55-P-6-2	Spacer Shim (.010").....	2
55-P-6-1	Spacer Shim (.003").....	2
28-P-196	O-ring (6.000" x .138").....	1
379432-1	Socket Head Capscrew (.312"-18).....	3
21-P-655	Bearing Cap.....	1
28-P-226	Bearing Cap with Molded Dual L.....	1
28-P-212	Oil Seal (2.506" x 1.750" x .315").....	1
22-P-98	Gasket.....	1
3-P-950X	Output Shaft Ass'y.....	1
560946	Tapered Cup Bearing (3.751" x .875").....	1
560945	Tapered Cone Bearing (1.500" x 1.000").....	1
378450-8	Socket Head Capscrew (.500"-13 x 1.500")..	4
328591-137X	Conversion Kit (XV to GS) (XV to GU)	
55-P-19	Gasket Shim.....	1
55-P-6-2	Spacer Shim (.010").....	2
55-P-6-1	Spacer Shim (.003").....	2
21-P-382	Pump Flange.....	1
21-P-655	Cap Bearing.....	1
28-P-226	Bearing Cap with Molded Dual L.....	1
28-P-212	Oil Seal (2.506" x 1.750" x .315").....	1
379442	Shoulder Stud (.500"-13 x .500"-20).....	4
379432-1	Socket Head Capscrew (.312"-18).....	3
3-P-950X	Output Shaft Ass'y.....	1
560946	Tapered Cup Bearing (3.750" x .875").....	1
560945	Tapered Cone Bearing (1.500" x 1.000").....	1
560944	Tapered Cone Bearing (1.750" x 1.000").....	1
500356-13	Lock washer.....	4
500381-5	Hex Jamb Nut (.500"-20).....	4

BOMs in each kit group are listed in order based on part number.

Offer of Sale



WARNING: This product can expose you to chemicals including Lead and Lead Compounds, and Di(2-ethylhexyl)phthalate (DEHP) which are known to the State of California to cause cancer and birth defects or other reproductive harm. For more information go to www.P65Warnings.ca.gov

1. **Definitions.** As used herein, the following terms have the meanings indicated.
 - Buyer:** means any customer receiving a Quote for Products.
 - Buyer's Property:** means any tools, patterns, plans, drawings, designs, specifications materials, equipment, or information furnished by Buyer, or which are or become Buyer's property.
 - Confidential Information:** means any technical, commercial, or other proprietary information of Seller, including, without limitation, pricing, technical drawings or prints and/or part lists, which has been or will be disclosed, delivered, or made available, whether directly or indirectly, to Buyer.
 - Goods:** means any tangible part, system or component to be supplied by Seller.
 - Intellectual Property Rights:** means any patents, trademarks, copyrights, trade dress, trade secrets or similar rights.
 - Products:** means the Goods, Services and/or Software as described in a Quote.
 - Quote:** means the offer or proposal made by Seller to Buyer for the supply of Products.
 - Seller:** means Parker-Hannifin Corporation, all divisions, subsidiaries and businesses selling products under these terms.
 - Seller's IP:** means patents, trademarks, copyrights, or other intellectual property rights relating to the Products, including without limitation, names, designs, images, drawings, models, software, templates, information, any improvements or creations or other intellectual property developed prior to or during the relationship contemplated herein.
 - Services:** means any services to be provided by Seller.
 - Software:** means any software related to the Goods, whether embedded or separately downloaded.
 - Special Tooling:** means equipment acquired by Seller or otherwise owned by Seller necessary to manufacture Goods, including but not limited to tools, jigs, and fixtures.
 - Terms:** means the terms and conditions of this Offer of Sale.
2. **Terms.** All sales of Products by Seller will be governed by, and are expressly conditioned upon Buyer's assent to, these Terms. These Terms are incorporated into any Quote provided by Seller to Buyer. Buyer's order for any Products whether communicated to Seller verbally, in writing, by electronic data interface or other electronic commerce, shall constitute acceptance of these Terms. Seller objects to any contrary or additional terms or conditions of Buyer. Reference in Seller's order acknowledgement to Buyer's purchase order or purchase order number shall in no way constitute an acceptance of any of Buyer's terms or conditions of purchase. Any Quote made by Seller to Buyer shall be considered a firm and definite offer and shall not be deemed to be otherwise despite any language on the face of the Quote. Seller reserves all rights to accept or reject any purported acceptance by Buyer to Seller's Quote if such purported acceptance attempts to vary the terms of the Quote. If Seller ships Products after Buyer issues an acceptance to the Quote, any additional or different terms proposed by Buyer will not become part of the parties' business relationship unless agreed to in a writing that is signed by an authorized representative of Seller, excluding email correspondence. If the transaction proceeds without such agreement on the part of

- Seller, the business relationship will be governed solely by these Terms and the specific terms in Seller's Quote.
3. **Price; Payment.** The Products set forth in the Quote are offered for sale at the prices indicated in the Quote. Unless otherwise specifically stated in the Quote, prices are valid for thirty (30) days and do not include any sales, use, or other taxes or duties. Seller reserves the right to modify prices for any reason and at any time by giving ten (10) days prior written notice. Unless otherwise specified by Seller, all prices are F.C.A. Seller's facility (INCOTERMS 2020). All sales are contingent upon credit approval and full payment for all purchases is due thirty (30) days from the date of invoice (or such date as may be specified in the Quote). Under any circumstances, Buyer may not withhold or suspend payment of any amounts due and payable as a deduction, set-off or recoupment of any amount, claim or dispute with Seller. Unpaid invoices beyond the specified payment date incur interest at the rate of 1.5% per month or the maximum allowable rate under applicable law. Seller reserves the right to require advance payment or provision of securities for first and subsequent deliveries if there is any doubt, in Seller's sole determination, regarding the Buyer's creditworthiness or for other business reasons. If the requested advance payment or securities are not provided to Seller's satisfaction, Seller reserves the right to suspend performance or reject the purchase order, in whole or in part, without prejudice to Seller's other rights or remedies, including the right to full compensation. Seller may revoke or shorten any payment periods previously granted in Seller's sole determination. The rights and remedies herein reserved to Seller are cumulative and in addition to any other or further rights and remedies available at law or in equity. No waiver by Seller of any breach by Buyer of any provision of these terms will constitute a waiver by Seller of any other breach of such provision.
 4. **Shipment; Delivery; Title and Risk of Loss.** All delivery dates are approximate, and Seller is not responsible for damages or additional costs resulting from any delay. All deliveries are subject to our ability to procure materials from our suppliers. Regardless of the manner of shipment, delivery occurs and title and risk of loss or damage pass to Buyer, upon placement of the Products with the carrier at Seller's facility. Unless otherwise agreed prior to shipment and for domestic delivery locations only, Seller will select and arrange, at Buyer's sole expense, the carrier and means of delivery. When Seller selects and arranges the carrier and means of delivery, freight and insurance costs for shipment to the designated delivery location will be prepaid by Seller and added as a separate line item to the invoice. Buyer shall be responsible for any additional shipping charges incurred by Seller due to Buyer's acts or omissions. Buyer shall not return or repack any Products without the prior written authorization from Seller, and any return shall be at the sole cost and expense of Buyer.
 5. **Warranty.** The warranty for the Products is as follows: (i) Seller warrants that all products sold conform to the applicable Parker Chelsea standard specification for the lesser period of 2 years (24 Months) from date of service or 2-1/2 years (30 Months) from date of build (as marked on the product name plate); (ii) Services shall be performed in accordance with generally accepted practices and using the degree of care and skill that is ordinarily exercised and customary in the field to which the Services pertain and are warranted for a period of six (6) months from the date of completion of the Services; and (iii) Software is only warranted to perform in accordance with applicable specifications provided by Seller to Buyer for ninety (90) days from the date of delivery or, when downloaded by a Buyer or end-user, from the date of the initial download. All prices are based upon the exclusive limited warranty stated above, and upon the following disclaimer: **EXEMPTION CLAUSE; DISCLAIMER OF WARRANTY, CONDITIONS, REPRESENTATIONS: THIS WARRANTY IS**

Continued on Next Page

Offer of Sale Continued

THE SOLE AND ENTIRE WARRANTY, CONDITION, AND REPRESENTATION, PERTAINING TO PRODUCTS. SELLER DISCLAIMS ALL OTHER WARRANTIES, CONDITIONS, AND REPRESENTATIONS, WHETHER STATUTORY, EXPRESS OR IMPLIED, INCLUDING BUT NOT LIMITED TO THOSE RELATING TO DESIGN, NONINFRINGEMENT, MERCHANTABILITY, AND FITNESS FOR A PARTICULAR PURPOSE. SELLER DOES NOT WARRANT THAT THE SOFTWARE IS ERROR-FREE OR FAULT-TOLERANT, OR THAT BUYER'S USE THEREOF WILL BE SECURE OR UNINTERRUPTED, UNLESS OTHERWISE AUTHORIZED IN WRITING BY SELLER, THE SOFTWARE SHALL NOT BE USED IN CONNECTION WITH HAZARDOUS OR HIGH-RISK ACTIVITIES OR ENVIRONMENTS. EXCEPT AS EXPRESSLY STATED HEREIN, ALL PRODUCTS ARE PROVIDED "AS IS".

6. Claims; Commencement of Actions. Buyer shall promptly inspect all Products upon receipt. No claims for shortages will be allowed unless reported to Seller within ten (10) days of delivery. Buyer shall notify Seller of any alleged breach of warranty within thirty (30) days after the date the non-conformance is or should have been discovered by Buyer. Any claim or action against Seller based upon breach of contract or any other theory, including tort, negligence, or otherwise must be commenced within twelve (12) months from the date of the alleged breach or other alleged event, without regard to the date of discovery.

7. LIMITATION OF LIABILITY. IN THE EVENT OF A BREACH OF WARRANTY, SELLER WILL, AT ITS OPTION, REPAIR OR REPLACE THE NON-CONFORMING PRODUCTS, REPERFORM THE SERVICES, OR REFUND THE PURCHASE PRICE PAID WITHIN A REASONABLE PERIOD OF TIME. IN NO EVENT IS SELLER LIABLE FOR ANY SPECIAL, INDIRECT, INCIDENTAL OR CONSEQUENTIAL DAMAGES INCLUDING ANY LOSS OF REVENUE OR PROFITS, WHETHER BASED IN CONTRACT, TORT OR OTHER LEGAL THEORY. IN NO EVENT SHALL SELLER'S LIABILITY UNDER ANY CLAIM MADE BY BUYER EXCEED THE PURCHASE PRICE PAID FOR THE PRODUCTS.

8. Confidential Information. Buyer acknowledges and agrees that Confidential Information has been and will be received in confidence and will remain the property of Seller. Buyer further agrees that it will not use Seller's Confidential Information for any purpose other than for the benefit of Seller and shall return all such Confidential Information to Seller within thirty (30) days upon request.

9. Loss to Buyer's Property. Buyer's Property will be considered obsolete and may be destroyed by Seller after two (2) consecutive years have elapsed without Buyer ordering the Products manufactured using Buyer's Property. Also, Seller shall not be responsible for any loss or damage to Buyer's Property while it is in Seller's possession or control.

10. Special Tooling. Seller may impose a tooling charge for any Special Tooling. Special Tooling shall be and remain Seller's property. In no event will Buyer acquire any interest in the Special Tooling, even if such Special Tooling has been specially converted or adapted for manufacture of Goods for Buyer and notwithstanding any charges paid by Buyer. Unless otherwise agreed, Seller has the right to alter, discard or otherwise dispose of any Special Tooling or other property owned by Seller in its sole determination at any time.

11. Security Interest. To secure payment of all sums due from Buyer, Seller retains a security interest in all Products delivered to Buyer and, Buyer's acceptance of these Terms is deemed to be a Security Agreement under the Uniform Commercial Code. Buyer authorizes Seller as its attorney to execute and file on Buyer's behalf all documents Seller deems necessary to perfect Seller's security interest.

12. User Responsibility. Buyer, through its own analysis and testing, is solely responsible for making the final selection of the Products and assuring that all performance, endurance, maintenance, safety and warning requirements of the application of the Products are met. Buyer must analyze all aspects of

the application and follow applicable industry standards, specifications, and any technical information provided with the Quote or the Products, such as Seller's instructions, guides and specifications. If Seller provides options of or for Products based upon data or specifications provided by Buyer, Buyer is responsible for determining that such data and specifications are suitable and sufficient for all applications and reasonably foreseeable uses of the Products. In the event Buyer is not the end-user of the Products, Buyer will ensure such end-user complies with this paragraph.

13. Use of Products, Indemnity by Buyer. Buyer shall comply with all instructions, guides and specifications provided by Seller with the Quote or the Products. If Buyer uses or resells the Products in any way prohibited by Seller's instructions, guides or specifications, or Buyer otherwise fails to comply with Seller's instructions, guides and specifications, Buyer acknowledges that any such use, resale, or non-compliance is at Buyer's sole risk. Further, Buyer shall indemnify, defend, and hold Seller harmless from any losses, claims, liabilities, damages, lawsuits, judgments and costs (including attorney fees and defense costs), whether for personal injury, property damage, intellectual property infringement or any other claim, arising out of or in connection with: (a) improper selection, design, specification, application, or any misuse of Products; (b) any act or omission, negligent or otherwise, of Buyer; (c) Seller's use of Buyer's Property; (d) damage to the Products from an external cause, repair or attempted repair by anyone other than Seller, failure to follow instructions, guides and specifications provided by Seller, use with goods not provided by Seller, or opening, modifying, deconstructing, tampering with or repackaging the Products; or (e) Buyer's failure to comply with these Terms, including any legal or administrative proceedings, collection efforts, or other actions arising from or relating to such failure to comply. Seller shall not indemnify Buyer under any circumstance except as otherwise provided in these Terms.

14. Cancellations and Changes. Buyer may not cancel or modify, including but not limited to movement of delivery dates for the Products, any order for any reason except with Seller's written consent and upon terms that will indemnify, defend and hold Seller harmless against all direct, incidental and consequential loss or damage and any additional expense. Seller, at any time, may change features, specifications, designs and availability of Products.

15. Assignment. Buyer may not assign its rights or obligations without the prior written consent of Seller.

16. Force Majeure. Seller is not liable for delay or failure to perform any of its obligations by reason of any events or circumstances beyond its reasonable control. Such circumstances include without limitation: accidents, labor disputes or stoppages, government acts or orders, acts of nature, pandemics, epidemics, other widespread illness, or public health emergency, cyber related disruptions, cyber-attacks, ransomware sabotage, delays or failures in delivery from carriers or suppliers, shortages of materials, sudden increases in the price of raw material or components, shutdowns or slowdowns affecting the supply of raw materials or components, or the transportation thereof, oil shortages or oil price increases, energy crisis, energy or fuel interruption, war (whether declared or not) or the serious threat of same, riots, rebellions, acts of terrorism, embargoes, fire or any reason whether similar to the foregoing or otherwise. Seller will resume performance as soon as practicable after the event of force majeure has been removed. All delivery dates affected by an event of force majeure shall be tolled for the duration of such event of force majeure and rescheduled for mutually agreed dates as soon as practicable after the event of force majeure ceases to exist. The right to allocate capacity is in the Seller's sole discretion. An event of force majeure shall not include financial distress, insolvency, bankruptcy, or other similar conditions affecting

Continued on Next Page

Offer of Sale Continued

WARNING: This product can expose you to chemicals including Lead and Lead Compounds, and Di(2-ethylhexyl)phthalate (DEHP) which are known to the State of California to cause cancer and birth defects or other reproductive harm. For more information go to www.P65Warnings.ca.gov

one of the parties, affiliates and/or subcontractors. An event of force majeure in the meaning of these Terms means any circumstances beyond Seller's control that permanently or temporarily hinders performance, even where that circumstance was already foreseen. Buyer shall not be entitled to cancel any orders following its claim of an event of force majeure.

17. Waiver and Severability. Failure to enforce any provision of these Terms will not invalidate that provision; nor will any such failure prejudice either party's right to enforce that provision in the future. Invalidation of any provision of these Terms shall not invalidate any other provision herein and, the remaining provisions will remain in full force and effect.

18. Duration. Unless otherwise stated in the Quote, any agreement governed by or arising from these Terms shall: (a) be for an initial duration of one (1) year; and (b) shall automatically renew for successive one-year terms unless terminated by Buyer with at least 180-days written notice to Seller or if Seller terminates the agreement pursuant to Section 19 of these Terms

19. Termination. Seller may, without liability to Buyer, terminate any agreement governed by or arising from these Terms for any reason and at any time by giving Buyer thirty (30) days prior written notice. Seller may immediately terminate, in writing, if Buyer: (a) breaches any provision of these Terms, (b) becomes or is deemed insolvent, (c) appoints or has appointed a trustee, receiver or custodian for all or any part of Buyer's property, (d) files a petition for relief in bankruptcy on its own behalf, or one is filed against Buyer by a third party, (e) makes an assignment for the benefit of creditors; or (f) dissolves its business or liquidates all or a majority of its assets

20. Ownership of Rights. Buyer agrees that (a) Seller (and/or its affiliates) owns or is the valid licensee of Seller's IP and (b) the furnishing of information, related documents or other materials by Seller to Buyer does not grant or transfer any ownership interest or license in or to Seller's IP to Buyer, unless expressly agreed in writing. Without limiting the foregoing, Seller retains ownership of all Software supplied to Buyer. In no event shall Buyer obtain any greater right in and to the Software than a right in a license limited to the use thereof and subject to compliance with any other terms provided with the Software. Buyer further agrees that it will not, directly or through intermediaries, reverse engineer, decompile, or disassemble any Software (including firmware) comprising or contained within a Product, except and only to the extent that such activity may be expressly permitted, either by applicable law or, in the case of open source software, the applicable open source license.

21. Indemnity for Infringement of Intellectual Property Rights. Seller is not liable for infringement of any Intellectual Property Rights except as provided in this Section. Seller will defend at its expense and will pay the cost of any settlement or damages awarded in an action brought against Buyer based on a third-party claim that one or more of the Products infringes the Intellectual Property Rights of a third party in the country of delivery of the Products by Seller to Buyer. Seller's obligation to defend and indemnify Buyer is contingent on Buyer notifying Seller within ten (10) days after Buyer becomes aware of any such claim, and Seller having sole control over the defense of the claim including all negotiations for settlement or compromise. If one or more Products is subject to such a claim, Seller may, at its sole expense and option, procure for Buyer the right to continue using the Products, replace or modify the Products to render them non-infringing, or offer to accept return of the Products and refund the purchase price less a reasonable allowance for depreciation. Seller has no obligation or liability for any claim of infringement: (i) arising from information provided by Buyer (including Seller's use of Buyer's Property); or (ii) directed to any Products for which the designs are specified in whole or part by Buyer; or (iii) resulting from the modification, combination or use in a system of any Products. The foregoing provisions of this Section constitute Seller's sole and exclusive liability and

Buyer's sole and exclusive remedy for claims of infringement of Intellectual Property Rights.

22. Governing Law. These Terms, the terms of any Quote, and the sale and delivery of all Products are deemed to have taken place in, and shall be governed and construed in accordance with, the laws of the State of Ohio, as applicable to contracts executed and wholly performed therein and without regard to conflicts of laws principles. Buyer irrevocably agrees and consents to the exclusive jurisdiction and venue of the courts of Cuyahoga County, Ohio with respect to any dispute, controversy or claim arising out of or relating to the sale and delivery of the Products.

23. Entire Agreement. These Terms, along with the terms set forth in the Quote, forms the entire agreement between the Buyer and Seller and constitutes the final, complete and exclusive expression of the terms of sale and purchase. In the event of a conflict between any term set forth in the Quote and these Terms, the terms set forth in the Quote shall prevail. All prior or contemporaneous written or oral agreements or negotiations with respect to the subject matter shall have no effect. No modification to these Terms will be binding on Seller unless agreed to in a writing that is signed by an authorized representative of Seller, excluding email correspondence, 'clickwrap' or other purported electronic assent to different or additional terms. Sections 2-25 of these Terms shall survive termination or cancellation of any agreement governed by or arising from these Terms.

24. No 'Wrap' Agreements/No Authority to Bind. Seller's clicking any buttons or any similar action, such as clicking "I Agree" or "Confirm," to utilize Buyer's software or webpage for the placement of orders, is NOT an agreement to Buyer's Terms and Conditions. **NO EMPLOYEE, AGENT OR REPRESENTATIVE OF SELLER HAS THE AUTHORITY TO BIND SELLER BY THE ACT OF CLICKING ANY BUTTON OR SIMILAR ACTION ON BUYER'S WEBSITE OR PORTAL.**

25. Compliance with Laws. Buyer agrees to comply with all applicable laws, regulations, and industry and professional standards, including those of the United States of America, and the country or countries in which Buyer may operate, including without limitation the U.S. Foreign Corrupt Practices Act ("FCPA"), the U.S. Anti-Kickback Act ("Anti-Kickback Act"), U.S. and E.U. export control and sanctions laws ("Export Laws"), the U.S. Food Drug and Cosmetic Act ("FDCA"), and the rules and regulations promulgated by the U.S. Food and Drug Administration ("FDA"), each as currently amended. Buyer agrees to indemnify, defend, and hold harmless Seller from the consequences of any violation of such laws, regulations and standards by Buyer, its employees or agents. Buyer represents that it is familiar with all applicable provisions of the FCPA, the Anti-Kickback Act, Export Laws, the FDCA and the FDA and certifies that Buyer will adhere to the requirements thereof and not take any action that would make Seller violate such requirements. Buyer represents and agrees that Buyer will not make any payment or give anything of value, directly or indirectly, to any governmental official, foreign political party or official thereof, candidate for foreign political office, or commercial entity or person, for any improper purpose, including the purpose of influencing such person to purchase Products or otherwise benefit the business of Seller. Buyer further represents and agrees that it will not receive, use, service, transfer or ship any Products from Seller in a manner or for a purpose that violates Export Laws or would cause Seller to be in violation of Export Laws. Buyer agrees to promptly and reliably provide Seller all requested information or documents, including end-user statements and other written assurances, concerning Buyer's ongoing compliance with Export Law.

09/22



Parker Hannifin Corporation
Chelsea Products Division
8225 Hacks Cross Road
Olive Branch, Mississippi 38654 USA
Tel: 662 895 1040
www.parker.com/chelsea