

Parker Industrial Hose


Custom Made Large Diameter Hose



ENGINEERING YOUR SUCCESS.


The Art and Science of Custom Made Hose

Parker Custom Made Hose (CMH) is designed to match specified large bore hose applications. The highly engineered hoses incorporate the best choices among many possible hose elements and performance characteristics, satisfying customers by eliminating compromise and providing quick and comprehensive solutions to unique application challenges.



Custom Made Hose applications are found in almost every industry, requiring hose constructions that include large inside diameters; special tube, reinforcement or cover materials; and specified end connections such as built-in nipples and flanges or soft cuff ends. Utilizing computer-controlled lathes that ensure consistent wrap pressure and material overlap, Parker master hose builders complete the project by integrating traditional hand-built hose craftsmanship with modern technology to fabricate an assembly capable of performing in the most demanding applications.

Parker is the largest full-service Custom Made Hose supplier in the United States, with a master manufacturing location in Salisbury, North Carolina. Experienced and savvy Parker hose designers evaluate the unique requirements of the application and design a hose solution suited for the specific circumstances, relying on extensive experience in the art and science of hose design, engineering, materials and production.



Hose Styles for a Variety of Applications

Acid / Chemical

Acid Transfer Hose
Chemical Transfer Hose

Dock / O.S. & D.

Flex Barge Dock Hose
Hot Tar & Asphalt Hose
Molten Sulfur Hose
Oil Suction & Discharge Hose
Vapor Recovery Hose

Dredge

Dredge Sleeves
Sand Suction Hose

Marine

Hardwall Marine Industrial Hose
Softwall Marine Industrial Hose

Steel Mills

Carbon Injection Systems
Furnace Coolant Hose

Material Handling

Clam Jetting Hose
Concrete Hose
Debris Handling Hose
Dry Material Discharge Hose
Elephant Trunk Hose
Fish Suction Hose
Furnace Intake & Discharge Hose
Hot Air Blower Hose
Slurry Hose
Vacuum Hose

Oil Field/Petroleum

Mud Pump Suction Hose
Petroleum Transfer Hose
Sewage Digester Hose
Tank Truck Hose
Water Jetting Hose

Water


Fire Engine Suction Hose
Furnace Door Hose
Water Discharge Hose
Water Suction Hose



Dredging



Dock Unloading



Concrete Unloading

Designed and Manufactured to Specific Requirements

Virtually any feature of a Custom Made Hose can be modified to meet specific job requirements. Parker experienced Custom Made Hose designers and engineers are available to assist in selecting from a variety of constructions, materials, lengths, sizes, working pressures and end styles.

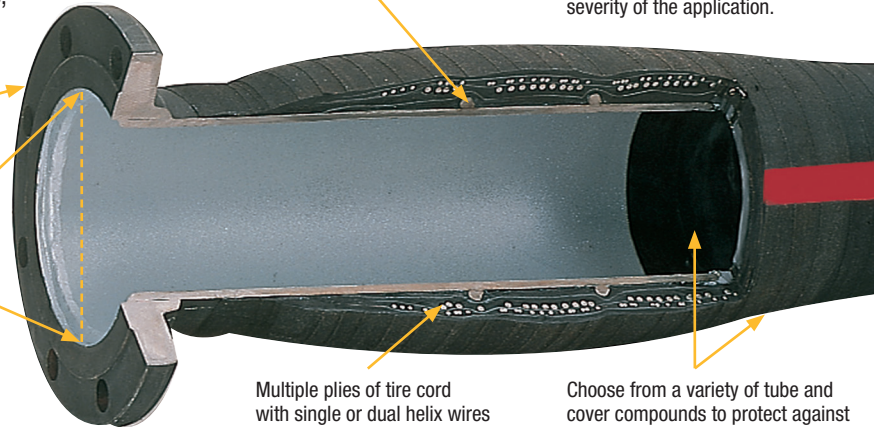
Built-in nipples provide a secure connection and full flow unrestricted transition area. Available in threaded, fixed or floating flanges, grooved, and plain end styles.

Hose ID / Length Offering	
Hose ID	Max Length
1" thru 1-1/2"	50 ft.
2" thru 12"	60 ft.
13" thru 36"	50 ft.

37" thru 42" – Contact Parker

Retaining bands on the nipple are bonded to the hose for a permanent attachment and maximum holding power.

1/4", 3/8", & 1/2" are the most common tube thickness for most applications (thicker tubes available upon request). Required tube thickness will depend on the severity of the application.



Multiple plies of tire cord with single or dual helix wires provide high working pressures and full suction/vacuum capabilities.


Choose from a variety of tube and cover compounds to protect against abrasion, chemicals/corrosion, oil and other materials. Corrugated constructions available for enhanced flexibility and lighter weights.

Cover Constructions

Cover Style	Description
Smooth	Standard for most applications
Corrugated	Additional flexibility for easier handling and tighter routing
Gimbal	Reticulated-ring design for extreme flexibility of hose segments

End Styles

Hose End	Description
Beaded End	A beaded end is formed from extended plies of rubber and reinforcement. Split steel back-up rings serve as a connecting surface and form a liquid-tight seal when bolted to a mating flange.
Built-In Nipple Flange (BINF)	A steel nipple is built-in and bonded to the hose body providing maximum holding power and a full flow unrestricted transition area. Available with 150# or 300# ANSI fixed or floating flanges. Ideal for heavy duty, high pressure service.
Built-In Rubber Flange (BIRF) or Duck & Rubber Flange	A full face rubber flange is formed from extended plies of rubber and provides a liquid-tight seal when bolted to a mating flange. Ideal for conveying abrasive materials in low pressure applications.
Enlarged End	Hose end is enlarged to accommodate the outside diameter of pipe.
Modified Built-In Rubber Flange (Mod BIRF)	Ply of rubber and reinforcement from the hose body are extended through the steel nipple and up the face of the flange, acting as a protective barrier against abrasive or corrosive materials. Provides a full flow unrestricted transition area. Ideal for high pressure, full vacuum service.
Rota-Lok	Steel floating flange is supported by a rubber-lined stub end. Ideal for abrasive materials and high pressure service.
Specialty Ends	Hose ends custom-designed to engineered specifications.
Split-Lok Flange	Two piece reusable coupling system is attached externally with compression bolts, allowing the user to fabricate assemblies in the field. Designed for large bore material transfer hose. Available only in aluminum.



Beaded End




Built-In Nipple Flange (BINF)



Built-In Rubber Flange (BIRF)



Modified Built-In Rubber Flange (Mod BIRF)



Plain End



Rota-Lok


Cergom Custom Made Hose for Severely Abrasive Materials

Cergom is a Custom Made Hose with a breakthrough construction that incorporates a unique inner liner of flexible, highly abrasion resistant hexagonal ceramic tiles embedded in abrasion resistant rubber. It is suitable for compressed air and vacuum systems conveying highly abrasive materials such as ceramic powders, coal powders, dry cement, fiberglass, fly ash and raw minerals in harsh applications such as carbon injection, ceramic/glass works, manufacturing or processing of insulating materials, mines, quarries, power generating facilities and steel works. Maximum working pressure is up to 150 psi.

For a superior investment in value and productivity, Cergom hose is the perfect choice for severe applications.

Parker Tracking System

All Custom Made Hose/Cergom hose assemblies now incorporate the Parker Tracking System (PTS), which enables quick and easy identification for product life cycle tracking and improved inventory management. For more information about PTS, visit www.parker.com/pts.



CMH Packaging and Shipping

Drop-shipping bulky, cumbersome and heavy Custom Made Hose is not a problem with special protective bales, crates, HDPE pipe and slat packaging to ensure undamaged delivery and customer satisfaction.

Custom Made Hose / Cergom Hose Engineering and Quotation Hotline

Critical inquiries require immediate responses for technical service, lead times and pricing. Parker has established a toll-free Custom Made Hose hotline for product suggestions, designs and quotations.

1-800-783-3922
9:30 am - 6:30 pm
Eastern Time
ihpquote@parker.com



Parker Hannifin Corporation
Hose Products Division

30240 Lakeland Blvd
Wickliffe, OH 44092

Customer Service:

Toll Free 866 810 HOSE (4673)

email indhose@parker.com

www.parker.com/hpd