

General Description

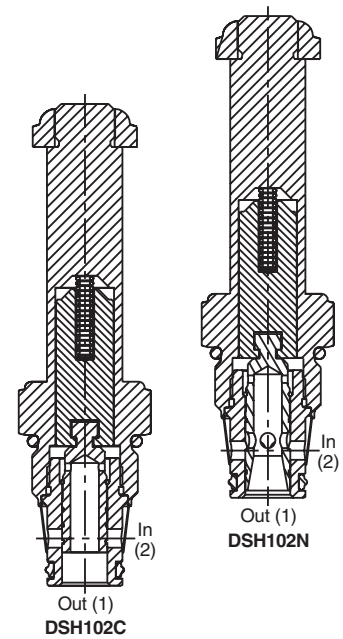
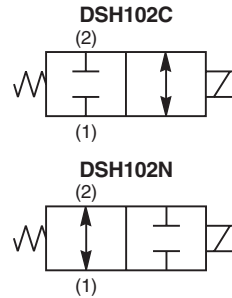

2-Way Spool Valves. For additional information see Technical Tips on pages SV2-SV6.

Features

- High flow capacity with reduced space requirements
- Standard valve bodies and common cavities
- One-piece encapsulated coil with minimal amperage draw
- Manual overrides, seal variations and other options available
- No dynamic seals
- Variety of coil terminations
- Polyurethane “D”-Ring eliminates need for backup rings
- Nylon inserted jam-nut provides secure holding in high vibration applications
- All external parts zinc plated

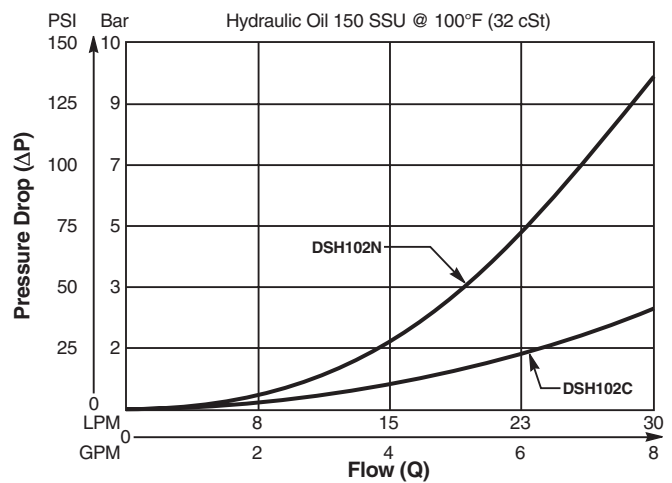
Specifications

Rated Flow	C - 30 LPM (8.0 GPM) N - 19 LPM (5.0 GPM)									
Maximum Inlet Pressure	350 Bar (5000 PSI)									
Leakage at 150 SSU (32 cSt)	160 cc/min. (10 in ³ /min.)									
Minimum Operating Voltage	85% of rated voltage at 20°C (72°F).									
Response Time	<table border="1"> <tr> <td></td> <td>Energized</td> <td>De-Energized</td> </tr> <tr> <td>C</td> <td>30 ms</td> <td>20 ms</td> </tr> <tr> <td>N</td> <td>50 ms</td> <td>25 ms</td> </tr> </table>		Energized	De-Energized	C	30 ms	20 ms	N	50 ms	25 ms
	Energized	De-Energized								
C	30 ms	20 ms								
N	50 ms	25 ms								
Cartridge Material	All parts steel. All operating parts hardened steel.									
Operating Temp. Range/Seals	-37°C to +93°C (“D”-Ring) (-35°F to +200°F) -34°C to +121°C (Nitrile) (-30°F to +250°F) -26°C to +204°C (Fluorocarbon) (-15°F to +400°F)									
Fluid Compatibility/Viscosity	Mineral-based or synthetic with lubricating properties at viscosities of 45 to 2000 SSU (6 to 420 cSt)									
Filtration	ISO 4406 18/16/13, SAE Class 4									
Approx. Weight	.18 kg (.40 lbs.)									
Cavity	C10-2 (See BC Section for more details)									

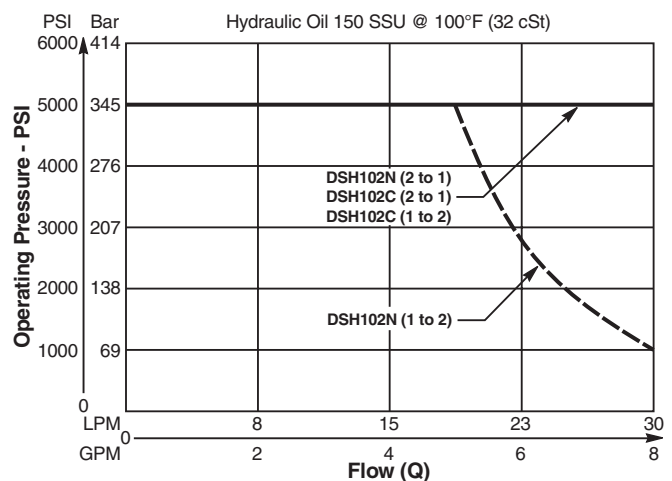


Performance Curves

Pressure Drop vs. Flow (Through cartridge only)

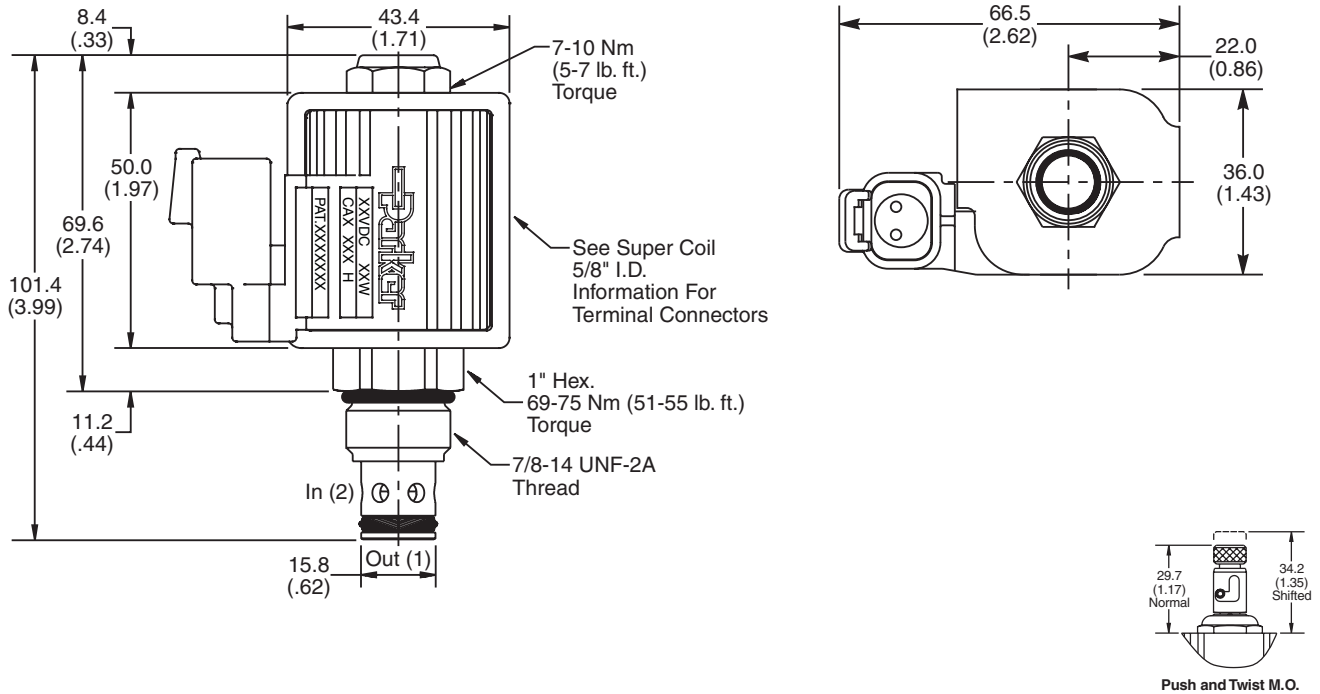


Shift Limit Characteristics (Min. Operating Voltage)

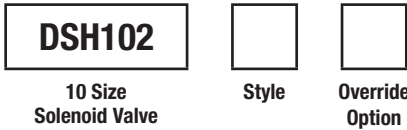


- CV Check Valves
- SH Shuttle Valves
- LM Load/Motor Controls
- FC Flow Controls
- PC Pressure Controls
- LE Logic Elements
- DC Directional Controls
- SV Solenoid Valves
- PV Proportional Valves
- CE Coils & Electronics
- BC Bodies & Cavities
- TD Technical Data

Dimensions Millimeters (Inches)

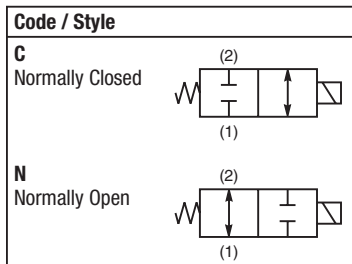


Ordering Information



Highlighted represents preferred options that offer the shortest lead times. Other options may be available, but at extended lead times.

Coil(s) sold separately. Please see section CE of this catalog, 5/8" Super-Coil (CA series), for ordering information.

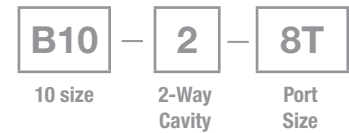


Code	Override Options
Omit	None
T	Push & Twist* (N.C. & N.O.)

Code	Seals
Omit	"D"-Ring

Kit	Part Number
D-Ring Seal	SK10-2
Nitrile Seal	SK10-2
Fluorocarbon Seal	SK10-2V

Order Bodies Separately
 See section BC



Code	Port Size / Body Material
8T	SAE-8 / Steel (5000 PSI)

- CV Check Valves
- SH Shuttle Valves
- LM Load/Motor Controls
- FC Flow Controls
- PC Pressure Controls
- LE Logic Elements
- DC Directional Controls
- SV Solenoid Valves
- PV Proportional Valves
- CE Coils & Electronics
- BC Bodies & Cavities
- TD Technical Data