

Characteristics / Ordering Code

The pressure gauge selector valve allows to connect up to 5 or 10 measuring points to one pressure gauge. When measuring is completed, the gauge is pressure-relieved to prevent it from being damaged by pressure surges. The accuracy and life time of the pressure gauge are thus increased considerably.

Design

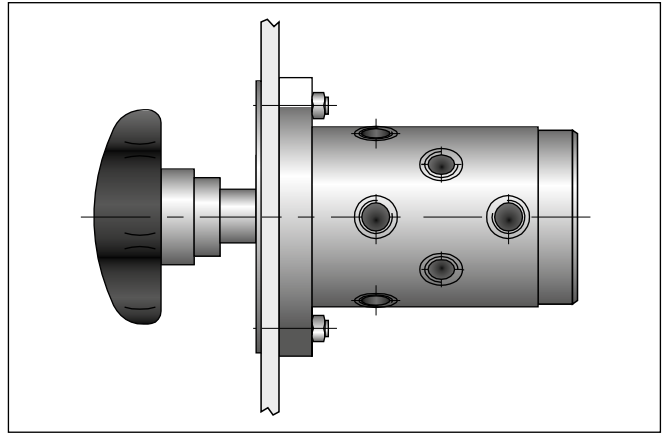
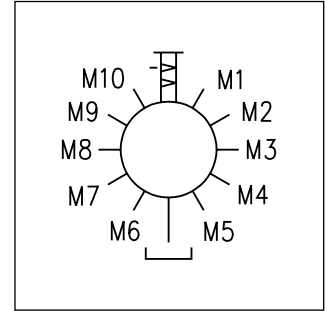
Pressure gauge selector valve with locking, pressure-relieving piston. Measuring point selection by marked rotary handle and graduated dial.

Function

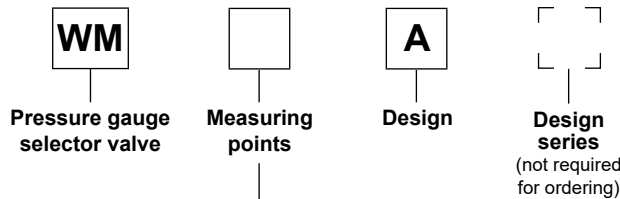
To select one of the measuring points from 1 to 5 or 1 to 10, the rotary handle is pulled out fully, and turned to the left or right. When the measuring point is selected by means of the handle marking and the dial, the handle is pushed in and the pressure gauge loaded with the pressure present. The piston is locked in the measuring position by a catch. When measuring is completed, the handle is pulled out, to relieve the pressure gauge via the drain line.

Features

- 5 or 10 measuring positions optional
- Extends the service life of the manometer by unloading the pressure



Ordering code



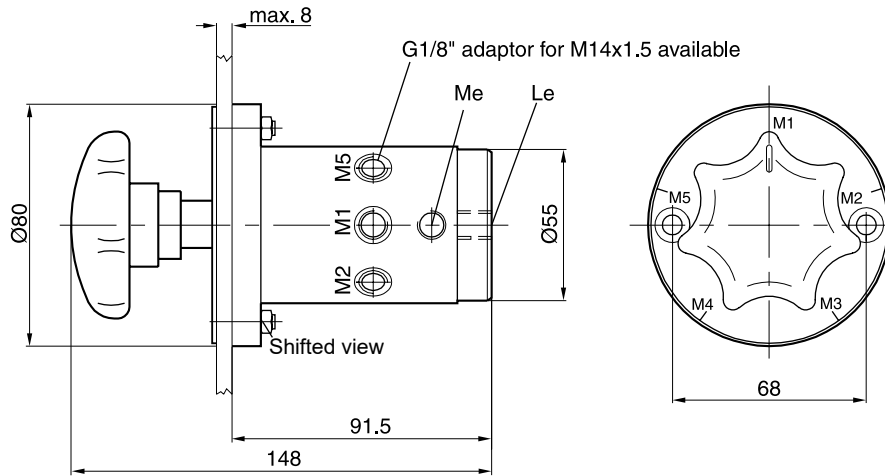
Code	Measuring
5	5 points
10	10 points

Bold letters = Short-term availability

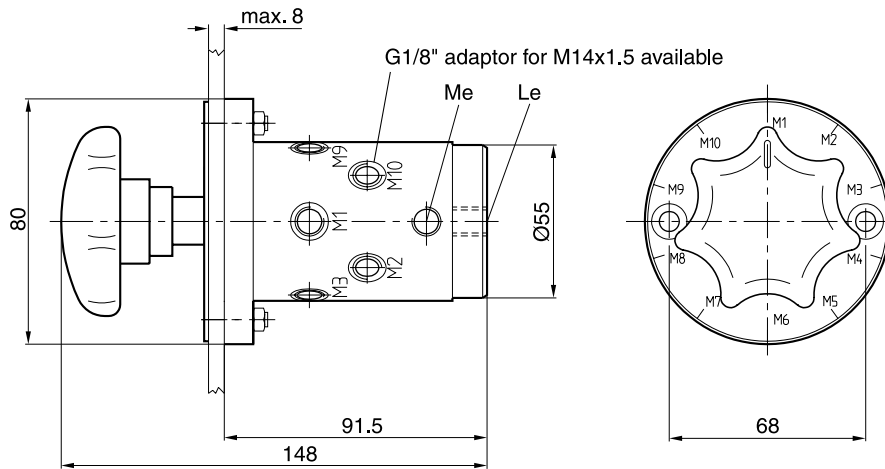
Technical data

General		
Mounting position		unrestricted
Ambient temperature	[°C]	-20...+60
Mounting		panel mounted
Connections		G½
Operation		by hand
Seals		Fluorocarbon
Measuring position selection		by turning handle
Weight	[kg]	1.8
Hydraulic		
Max. operating pressure	[bar]	315
Fluid		Hydraulic oil according to DIN 51524
Fluid temperature	[°C]	-20...+70
Viscosity range, permitted	[cSt]/[mm²/s]	20...400
	recommended	[cSt]/[mm²/s]
Filtration		ISO 4406 (1999); 18/16/13
Max. pressure in drain port Le	[bar]	1.0

WM5A*



WM10A*



Mounting opening

