



# AIR PREPARATION SYSTEM P31, P32, P33 & P3Y SERIES

Modular & Body Ported 1/4 to 3/4

Body Ported 3/4 & 1, with Port Blocks 1.1/4 & 1.1/2



**Global FRL and P3Y Series**



**DECLARATION OF COMPLIANCE (ROHS)**

European Directive 2011/65/EU – RoHS (Restriction of certain Hazardous Substances in electrical and electronic equipment), restricts the use of the 6 substances in the manufacture of specified electrical equipment.

**Lead:** Product containing lead and its compound (except for applications of lead as an alloying element by weight in steel up to 0.35%, in aluminum up to 0.4% and in copper alloys up to 4% and in circuit board solder) must not exceed 0.1% by weight

**Mercury:** The concentration level must not exceed 0.1% by volume

**Cadmium:** The concentration level must not exceed 0.01% by volume

**Hexavalent Chromium:**  
This is a corrosive protective finish used on our product line. Where this finish is utilized the Chromate solution is Hexavalent (Chrome 6) free.

**Polybrominated Biphenyls (PBB):**  
The concentration level must not exceed 0.1% by weight. This substance is not known to be in any of our products.

**Polybrominated Diphenyl Esters (PBDE):**  
The concentration level must not exceed 0.1% by weight. This substance is not known to be in any of our products.



**ATEX**

Following Ignition Hazard Assessments performed on the non-electrical products listed above, in accordance with the requirements of ISO/IEC/EN 80079-36), it was considered that the equipment does not contain its own source of ignition, and therefore is not within the scope of directive 2014/34/EU.

The products can be used in a Group II Category 2 environment assuming that the ATEX Directive and the following conditions are complied with:

- Installation and maintenance of the product must be undertaken by qualified personnel.
- Do not mount the products in an area where impact may occur.
- Filters must be used to limit the introduction of particles and to capture particles generated in service.
- Supply air quality must be within ISO 8573-1:2010 Class 6.4.4.
- Maximum working temperature to be as stated on product label.
- WARNING – pulsating pressure and/or a closed circuit can generate heat.
- Deposits of dust on the product must not exceed 5mm thickness. Refer to technical file for surface areas of plastics. The unit must be earthed via the compressed air supply line.
- The unit must not come into contact with liquid solvents, acids or alkalis. Refer to technical file for chemicals known to be incompatible. Product cleaning must be undertaken using a method complying with the specifications of the ATEX zone, preferably by using mild soap and water or antistatic products.
- Regulators, Filter Regulators:  
Do not use Regulators or Filter Regulators within systems that can create vibration within the Regulator / Filter Regulator unit.
- Technical file available on request.



Global Air Preparation products supplied by Parker Hannifin have been designed and manufactured in accordance with "sound engineering practice", as defined by Article 3 of Pressure Equipment Directive 97/23/EC.



Global Air Preparation product range is in compliance with REACH to ensure continued compliance additions to the list of SVHC (Substance of Very High Concern) are reviewed periodically.



Global Air Preparation product range has been designed and tested in accordance with ISO flow testing, envelope integrity, and catalog data presented.

- Filters – ISO 5782-1 & ISO 5782-2: 1997
- Regulators- ISO 6953-1 & ISO 6953-2: 2000
- Lubricators- ISO 6301-1 & ISO 6301-2: 2009



**WARNING – USER RESPONSIBILITY**

**FAILURE OR IMPROPER SELECTION OR IMPROPER USE OF THE PRODUCTS DESCRIBED HEREIN OR RELATED ITEMS CAN CAUSE DEATH, PERSONAL INJURY AND PROPERTY DAMAGE.**

- This document and other information from Parker-Hannifin Corporation, its subsidiaries and authorized distributors provide product or system options for further investigation by users having technical expertise.
- The user, through its own analysis and testing, is solely responsible for making the final selection of the system and components and assuring that all performance, endurance, maintenance, safety and warning requirements of the application are met. The user must analyze all aspects of the application, follow applicable industry standards, and follow the information concerning the product in the current product catalog and in any other materials provided from Parker or its subsidiaries or authorized distributors.
- To the extent that Parker or its subsidiaries or authorized distributors provide component or system options based upon data or specifications provided by the user, the user is responsible for determining that such data and specifications are suitable and sufficient for all applications and reasonably foreseeable uses of the components or systems.

**SALE CONDITIONS**

The items described in this document are available for sale by Parker Hannifin Corporation, its subsidiaries or its authorized distributors. Any sale contract entered into by Parker will be governed by the provisions stated in Parker's standard terms and conditions of sale (copy available upon request).



Introduction	4 - 9
<b>P31, P32, P33 Series</b>	<b>10 - 80</b>
Global System	10 - 13
Particulate Filters	14 - 19
Coalescing Filters	20 - 25
Regulators	26 - 35
Proportional Regulators	36 - 39
Filter / Regulators	40 - 45
Lubricators	46 - 51
Combinations	52 - 55
Dump Valves / Soft Start Valves	56 - 61
Safety Exhaust Valves	62 - 65
Accessories	66 - 76
<b>P3Y Series</b>	<b>77 - 98</b>
P3Y System	77
Particulate Filters	78 - 79
Coalescing Filters	80 - 81
Regulators	82 - 85
Filter / Regulators	86 - 87
Lubricators	88 - 89
Combinations	90 - 91
Soft Start / Dump Valves	92 - 94
Accessories	94 - 95



# Parker Global Air Preparation System

**Global.**  
**Modular.**




Performance you need,  
**wherever** you need it.

Full featured particulate and coalescing filters, regulators, filter/regulators, and lubricators are available with a wide range of standard options to meet air preparation needs.

The comprehensive Global Air Preparation System is available in three body sizes with either BSPP (EMEA) or NPT (US) to accommodate thread type requirements.

Individual units can easily be assembled into various combinations, utilizing patented modular lightweight body connectors.

# Fully Modular Air Preparation System



- Mixity between sizes P32 and P33 by using same mountings.
- Extended air ports sizes by adding end port blocks or for converting from BSPP body threaded to NPT.

	P31	P32	P33
1/8"	n		
1/4"	q	q	n
3/8"		q	n
1/2"		q	q
3/4"		n	q

n With end blocks

q Body threaded

# Global Comprehensive Offering



**P31 Mini Series**  
1/4" ports  
40mm body width



**P32 Compact Series**  
1/4", 3/8" and 1/2"  
60mm body width



**P33 Standard Series**  
1/2" and 3/4"  
73mm body width



## Filters

- 5µ particulate, 1.0µ and 0.01µ coalescing, and adsorber available as standard
- Transparent or metal bowl with manual or auto float drains standard



## Regulators

- Available as stand alone, common port and electronic proportional
- Both relieving and non-relieving versions available



## Filter / Regulators

- Compact design for space savings
- Available with all the same standard options as the filters and regulators



## Lubricators

- Proportional oil delivery over a wide range of air flows
- Fill under pressure



## Combinations

- Compact design for space savings
- Easily assembled
- Many configurations available



## Accessories

- Solenoid operated soft start, quick dump, and soft start/quick dump valves
- Manifold blocks
- Ball style lockout / shutoff valve
- Repair kits, gauges, etc.

# P3Y Comprehensive Offering



**P3Y Series**  
3/4" and 1"  
90mm body width



## Filters

- 5µ particulate, 1.0µ and 0.01µ coalescing, and adsorber available as standard
- Polypropylene bowl with metal screw in bowl guard



## Regulators

- Available as a stand alone high flow unit with a rolling diaphragm to extend life
- Optional key lock



## Filter / Regulators

- Compact design for space savings
- Available with all the same standard options as the filters and regulators




## Lubricators

- Proportional oil delivery over a wide range of air flows
- Fill under pressure



## Combinations

- Compact design for space savings
- Easily assembled



## Accessories

- Solenoid operated soft start, quick dump, and soft start/quick dump valves
- Manifold blocks
- Ball style lockout / shutoff valve
- Repair kits, gauges, etc.

# Complete Air Preparation

## P31 Mini Series



40mm body width

1/4" Ported

Flows up to:	scfm	(dm <sup>3</sup> /s, ANR)
Filter	25	(12)
Coalescer	7.5	(3.6)
Regulator	68	(32)
Filter/Regulator	74	(35)
Lubricator	52	(25)

Features:

- Space saving integral gauge
- Manifold style regulators available
- OSHA compliant shut-off valves
- Soft-Start & Quick Dump valves
- Electronic Proportional Regulator

## P32 Compact Series



60mm body width

(1/4"), 3/8", & 1/2" Ported

Flows up to:	scfm	(dm <sup>3</sup> /s, ANR)
Filter	82	(39)
Coalescer	36	(17)
Regulator	165	(78)
Filter/Regulator	164	(77)
Lubricator	90	(42)

Features:

- Manifold style regulators available
- OSHA Compliant shut-off valves
- Soft-Start & Quick Dump valves
- Electronic Proportional Regulator

## P33 Standard Series



73mm body width

(1/2") & 3/4" Ported

Flows up to:	scfm	(dm <sup>3</sup> /s, ANR)
Filter	102	(48)
Coalescer	42	(20)
Regulator	233	(110)
Filter/Regulator	235	(109)
Lubricator	150	(71)

Features:

- OSHA Compliant shut-off valves
- Soft-Start & Quick Dump valves (Utilizes P32 size only)
- Electronic proportional regulator (Utilizes P32 size only)

## P3Y Large Series



90mm body width

3/4" and 1" Ported

Flows up to:	scfm	(dm <sup>3</sup> /s, ANR)
Filter	170	(80)
Coalescer	307	(150)
Regulator	550	(260)
Filter/Regulator	465	(220)
Lubricator	390	(184)

Features:

- OSHA Compliant shut-off valves
- Soft-Start & Quick Dump valves
- Electronic Proportional Regulator

# Complete FRL System

## Safety Exhaust Valves

- External monitoring provides a cost and space saving advantage
- Solid state pressure sensors provide accurate, fast fault detection
- Quick visual LED indicators on the front of the valve
- Safety exhaust outlet is no-maintenance and non-clog by design
- Suitable for stand alone use or modular mounting to P32 or P33 FRL assembly



(optional soft start)


## Optional Tamperproof Kits

- One facilitates the permanent tamperproofing of the Regulator and Filter/Regulator units
- Hinged black part clamps over control knob and is locked in place after sliding yellow cover over it
- Other allows for removable lockout/tagout tamperproofing
  - Four pad lock location holes tagout
  - Hinged locking clamp secures over existing knob via yellow cover which is slid over into place



## Common Port Manifold Regulators

- Multiple output pressures (P2, P3, P4, etc.) with common inlet (P1)
- Available in two sizes P31 and P32
- Balanced valve design for accurate pressure regulation
- Outlet pressure ports in front and rear of unit
- Multiple spring ranges available



## Additional Options

(Consult factory for availability)

- T-Handle
- Preset and Tamperproof
- Preset
- Pressure Limiter



## Electronic Proportional Regulators

- Electro-Pneumatic regulator
- Integrated systems control
- Accurate output pressure
- Micro parameter settings
- Selectable I/O parameters
- Quick, full flow exhaust
- LED display indicates output pressure
- No air consumption in steady state
- Multiple mounting options
- Protection to IP65



P31P Mini Series

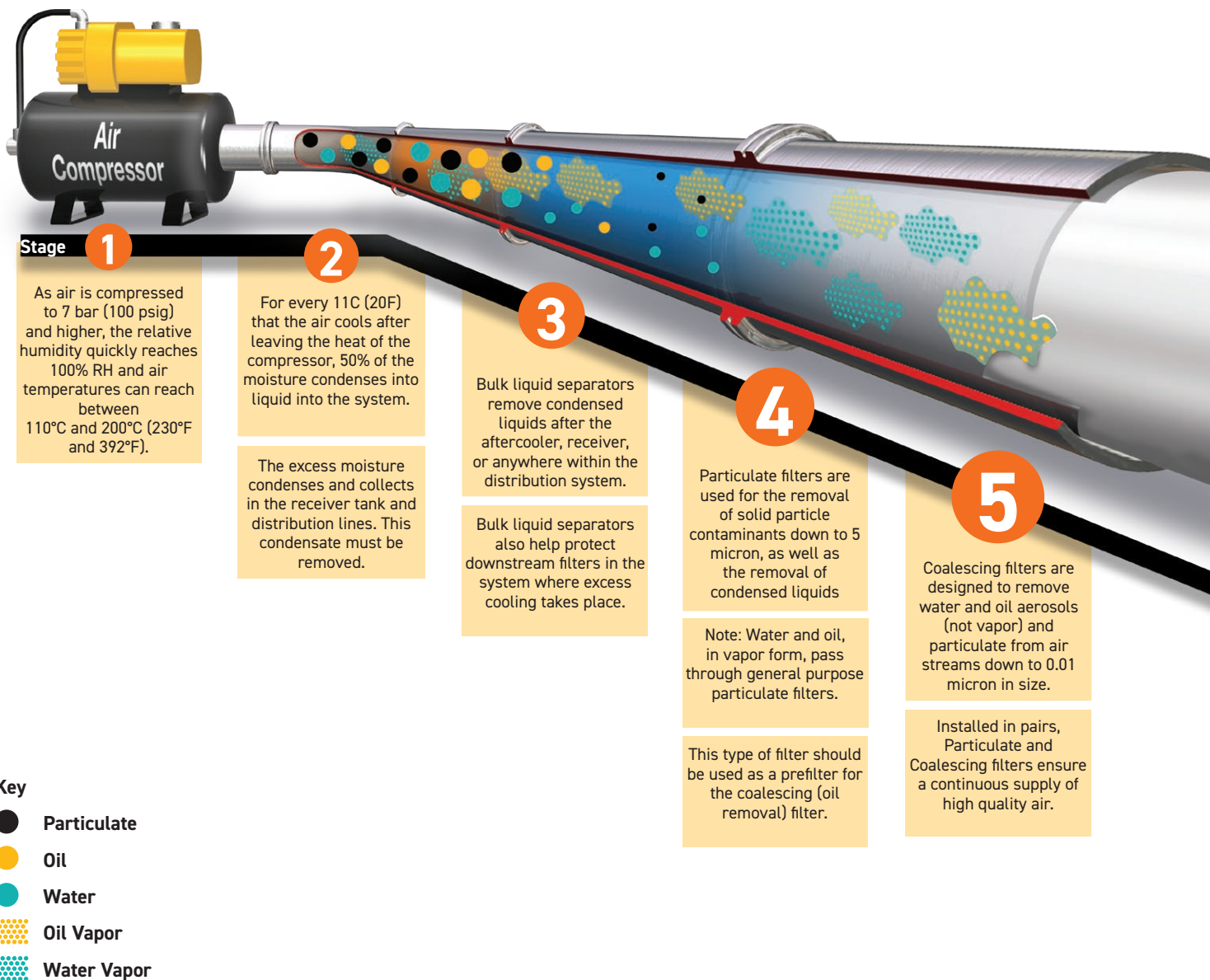








P32P Compact Series

# Together we can power your application with clean, dry air

Fast cycle times, high product quality, and low downtime all require a clean, dry pneumatic system to function properly. Parker has what it takes to make sure pneumatic systems perform at their best.

## Clean, dry pneumatic systems with Parker Global Air Preparation



						
<b>Stages</b>	<b>1 2</b>	<b>3</b>	<b>4</b>	<b>5</b>	<b>6</b>	<b>7</b>
<b>Function</b>	<b>Air Compressor</b>	<b>Bulk Liquid Removal</b>	<b>Particulate Filtration</b>	<b>Coalescing Filtration</b>	<b>Air Dryers</b>	<b>Oil Vapour Filtration</b>
<b>Application</b>	All pneumatic systems	Basic pneumatic systems	Basic pneumatic systems	Systems requiring highest quality air.	Systems requiring air with reduced moisture content	Systems requiring highest quality air for critical applications
<b>Description</b>	Air leaving the compressor room at 93°C (200°F) releases 95% of its moisture into the piping system when it cools to 38°C (100°F)	Removes bulk liquid contamination and protects filters where excess cooling takes place in the distribution piping	Removes solid particulates down to 5 micron, and the separation of bulk contaminants.	Removes liquid aerosols and submicron particulates (not vapor) down to 0.01 micron.	Removes water vapor from air stream. Dew point reduced down to 4°C (40°F) (refrigeration) or -40°C (-40°F) (desiccant).	Removal of odors and trace vapors for critical applications.
<b>Parker Global Air Preparation Solution</b>	Customer supplied		P31/32/33/P3Y Particulate Filter	P31/32/33/P3Y Coalescing Filter		P31/32/33/P3Y Activated Carbon (Adsorber) Filter



**6**

Refrigeration, membrane and desiccant dryers lower the air's dew point by removing water vapor, providing appropriately dry air for the downstream application.

**7**

Hydrocarbon and oil vapors are removed using filters utilizing activated carbon. These airborne hydrocarbons are often left over from the compressor oils.

**Clean  
Dry Air**

## Specifying air quality (purity) in accordance with ISO8573-1:2010, the international standard for compressed air quality

ISO8573-1 is the primary document used from the ISO8573 series as it is this document which specifies the amount of contamination allowed in each cubic metre of compressed air.

ISO8573-1 lists the main contaminants as Solid Particulate, Water and Oil. The purity levels for each contaminant are shown separately in tabular form, however for ease of use, this document combines all three contaminants into one easy to use table.

ISO8573-1:2010 CLASS	Solid Particulate			Mass Concentration mg/m <sup>3</sup>	Water		Oil
	Maximum number of particles per m <sup>3</sup>				Vapour Pressure Dewpoint	Liquid g/m <sup>3</sup>	Total Oil (aerosol liquid and vapour)
	0,1 - 0,5 micron	0,5 - 1 micron	1 - 5 micron				mg/m <sup>3</sup>
0	As specified by the equipment user or supplier and more stringent than Class 1						
1	≤ 20 000	≤ 400	≤ 10	-	≤ -70 °C	-	0,01
2	≤ 400 000	≤ 6 000	≤ 100	-	≤ -40 °C	-	0,1
3	-	≤ 90 000	≤ 1 000	-	≤ -20 °C	-	1
4	-	-	≤ 10 000	-	≤ +3 °C	-	5
5	-	-	≤ 100 000	-	≤ +7 °C	-	-
6	-	-	-	≤ 5	≤ +10 °C	-	-
7	-	-	-	5 - 10	-	≤ 0,5	-
8	-	-	-	-	-	0,5 - 5	-
9	-	-	-	-	-	5 - 10	-
X	-	-	-	> 10	-	> 10	> 10

### Specifying air purity in accordance with ISO8573-1:2010

When specifying the purity of air required, the standard must always be referenced, followed by the purity class selected for each contaminant (a different purity class can be selected for each contamination if required).

An example of how to write an air quality specification is shown below:

#### ISO 8573-1:2010 Class 1.2.1

ISO 8573-1:2010 refers to the standard document and its revision, the three digits refer to the purity classifications selected for solid particulate, water and total oil. Selecting an air purity class of 1.2.1 would specify the following air quality when operating at the standard's reference conditions:

#### Class 1 - Particulate

In each cubic metre of compressed air, the particulate count should not exceed 20,000 particles in the 0.1 - 0.5 micron size range, 400 particles in the 0.5 - 1 micron size range and 10 particles in the 1 - 5 micron size range.

#### Class 2 - Water

A pressure dewpoint (PDP) of -40°C or better is required and no liquid water is allowed.

#### Class 1 - Oil

In each cubic metre of compressed air, not more than 0.01mg of oil is allowed. This is a total level for liquid oil, oil aerosol and oil vapour.

### ISO8573-1:2010 Class zero





- **Class 0 does not mean zero contamination.**
- **Class 0 requires the user and the equipment manufacturer to agree contamination levels as part of a written specification.**
- **The agreed contamination levels for a Class 0 specification should be within the measurement capabilities of the test equipment and test methods shown in ISO8573 Pt 2 to Pt 9.**
- **The agreed Class 0 specification must be written on all documentation to be in accordance with the standard.**
- **Stating Class 0 without the agreed specification is meaningless and not in accordance with the standard.**
- **A number of compressor manufacturers claim that the delivered air from their oil-free compressors is in compliance with Class 0.**
- **If the compressor was tested in clean room conditions, the contamination detected at the outlet will be minimal. Should the same compressor now be installed in typical urban environment, the level of contamination will be dependent upon what is drawn into the compressor intake, rendering the Class 0 claim invalid.**
- **A compressor delivering air to Class 0 will still require purification equipment in both the compressor room and at the point of use for the Class 0 purity to be maintained at the application.**
- **Air for critical applications such as breathing, medical, food, etc typically only requires air quality to Class 2.2.1 or Class 2.1.1.**
- **Purification of air to meet a Class 0 specification is only cost effective if carried out at the point of use.**

# Application Guide

**FRL to Valve:** The chart below contains recommendations for the correct selection of Global Air Preparation units to suit the number and size of valves in a typical application.

	P31 Mini Series				P32 Compact Series						P33 Standard Series					
	Number of valves that would actuate at once															
	1	2	3	4	5	6	7	8	9	10	11	12	13	14	15	16
Moduflex 1	Orange	Orange	Orange	Orange	Orange	White	White	White	White	White	White	White	White	White	White	White
Isys Micro	Orange	Orange	Orange	Orange	White	White	White	White	White	White	White	White	White	White	White	White
HB / Viking Xtreme	Orange	Orange	Orange	White	White	White	White	White	White	White	White	White	White	White	White	White
Moduflex 2	Orange	Orange	White	White	White	White	White	White	White	White	White	White	White	White	White	White
HA / Global ISO	Orange	White	White	White	White	White	White	White	White	White	White	White	White	White	White	White
See Large P3Y Series																

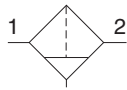
**Actuator to FRL:** The chart below contains recommendations for the correct selection of Global Air Preparation units suitable for each cylinder size. If you have a tube length over 2 m, choose one tube size larger than the chart. The table is based on a Maximum cylinder speed of 0.5m/s

Cyl Ø mm Cyl Ø inches		Cylinder bore size														
		5 (5/16)	10 (7/16)	16 (9/16)	20 (3/4)	25 (1)	28 (1-1/8)	32 (1-1/4)	40 (1-1/2)	45 (1-3/4)	50 (2)	63 (2-1/2)	75 (3)	80 (3-1/4)	100 (4)	
Tube Ø mm Tube Ø inches		Tube diameter external														
		4 (5/32)	4 (5/32)	4 (5/32)	6 (1/4)	6 (1/4)	6 (1/4)	6 (1/4)	8 (5/16)	8 (5/16)	8 (5/16)	10 (3/8)	10 (3/8)	12 (1/2)	12 (1/2)	
Number of cylinders actuating at once	1	Orange	Orange	Orange	Orange	Orange	Orange	Orange	Orange	Orange	Orange	Orange	Orange	Orange	Orange	Orange
	2	Orange	Orange	Orange	Orange	Orange	Orange	Orange	Orange	Orange	Orange	Orange	Orange	Orange	Orange	Orange
	3	Orange	Orange	Orange	Orange	Orange	Orange	Orange	Orange	Orange	Orange	Orange	Orange	Orange	Orange	Orange
	4	Orange	Orange	Orange	Orange	Orange	Orange	Orange	Orange	Orange	Orange	Orange	Orange	Orange	Orange	Orange
	5	Orange	Orange	Orange	Orange	Orange	Orange	Orange	Orange	Orange	Orange	Orange	Orange	Orange	Orange	Orange
	6	Orange	Orange	Orange	Orange	Orange	Orange	Orange	Orange	Orange	Orange	Orange	Orange	Orange	Orange	Orange
	7	Orange	Orange	Orange	Orange	Orange	Orange	Orange	Orange	Orange	Orange	Orange	Orange	Orange	Orange	Orange
	8	Orange	Orange	Orange	Orange	Orange	Orange	Orange	Orange	Orange	Orange	Orange	Orange	Orange	Orange	Orange
	9	Orange	Orange	Orange	Orange	Orange	Orange	Orange	Orange	Orange	Orange	Orange	Orange	Orange	Orange	Orange
	10	Orange	Orange	Orange	Orange	Orange	Orange	Orange	Orange	Orange	Orange	Orange	Orange	Orange	Orange	Orange
		P31 Mini Series				P32 Compact Series				P33 Standard Series				Large P3Y Series		
																

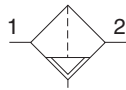
**Note:** Data listed above is simply a guideline for a typical application only. Proper sizing and correct flow requirements must be taken into account.

### P31 Particulate Filter – Mini

- Integral 1/4" ports (NPT & BSPP)
- High efficiency 5 micron element as standard
- Excellent water removal efficiency
- Robust but lightweight aluminum construction
- One hand operation for easy element cartridge removal
- Positive bayonet latch to ensure correct & safe fitting



Manual drain



Pulse drain

Port Size	Description †	Part Number
1/4"	Poly Bowl, Manual Drain	<b>P31FB12EGMN</b>
1/4"	Poly Bowl, Pulse Drain	<b>P31FB12EGBN</b>
1/4"	Metal Bowl, Manual Drain	<b>P31FB12EMMN</b>
1/4"	Metal Bowl, Pulse Drain	<b>P31FB12EMBN</b>

† For polycarbonate bowl, see caution in Engineering Section A.

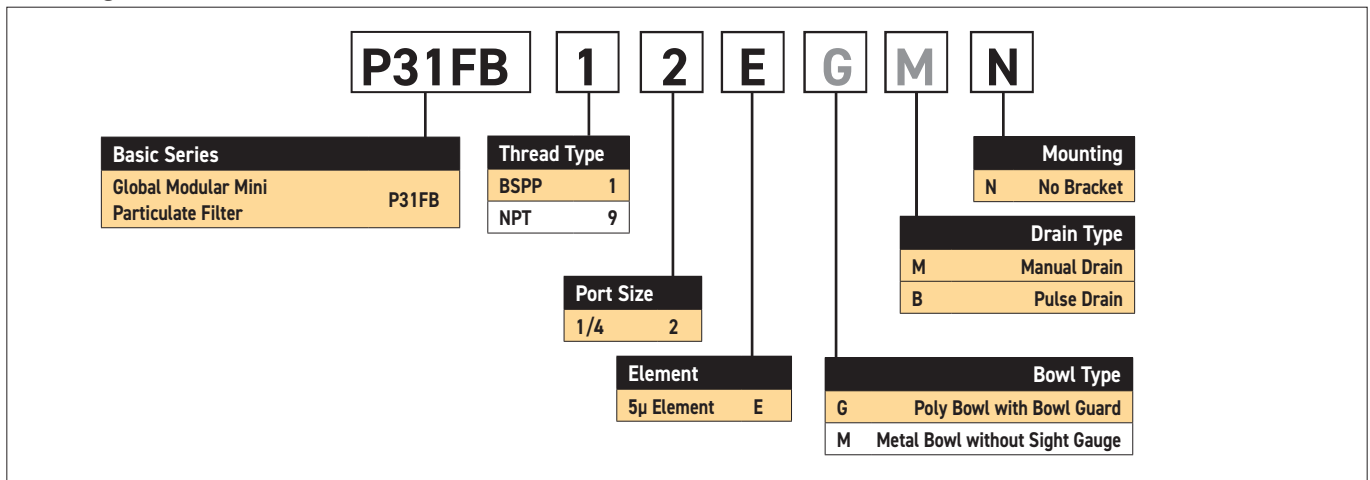
#### Operating Information

Supply pressure (max):	
Plastic bowl	150 psig (10 bar)
Metal bowl	250 psig (17 bar)
Operating temperature:	
Plastic bowl	14°F to 125°F (-10°C to 52°C)
Metal bowl	14°F to 150°F (-10°C to 65.5°C)
Standard filtration:	5 micron
Flow capacity*:	25 scfm (12 dm <sup>3</sup> /s, ANR)
Useful retention†:	0.4 US oz. (12 cm <sup>3</sup> )
Weight:	0.24 lb (0.11 kg)

\* Inlet pressure 91.3 psig (6.3 bar). Pressure drop 4.9 psig (0.34 bar).

† Useful retention refers to volume below the quiet zone baffle.

#### Ordering Information:



#### Most Popular



**Material Specifications**

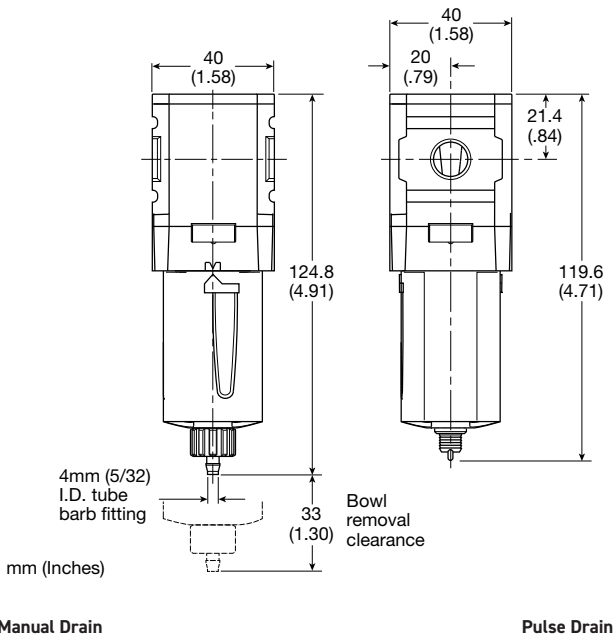
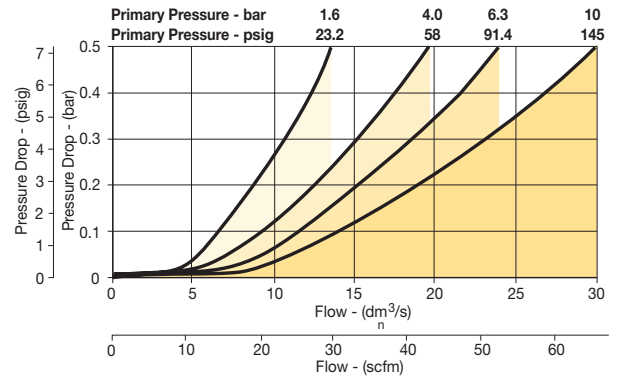
Body	Aluminum
Body cap	ABS
Plastic bowl	Polycarbonate
Metal bowl	Aluminum
Bowl guard	Nylon
Element retainer	Acetal
Baffle	Acetal
Filter element	Sintered polyethylene
Seals	Nitrile

**Repair and Service Kits**

Plastic bowl / bowl guard, manual drain	<b>P31KB00BGM</b>
Metal bowl / w/o sight gauge, manual drain	<b>P31KB00BMM</b>
Plastic bowl / bowl guard, pulse drain	<b>P31KB00BGB</b>
Metal bowl / w/o sight gauge, pulse drain	<b>P31KB00BMB</b>
5µ particle filter element	<b>P31KA00ESE</b>
C-bracket (fits to body)	<b>P31KA00MW</b>
T-bracket with body connector	<b>P31KA00MT</b>
Body connector	<b>P31KA00CB</b>

**Flow Charts**

**P31FB 1/4" Filter**

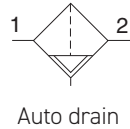
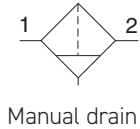


**Most Popular**



## P32 Particulate Filter – Compact

- Integral 1/4", 3/8" or 1/2" ports (NPT & BSPP)
- High efficiency 5 micron element as standard
- Excellent water removal efficiency
- Robust but lightweight aluminum construction
- Positive bayonet latch to ensure correct & safe fitting

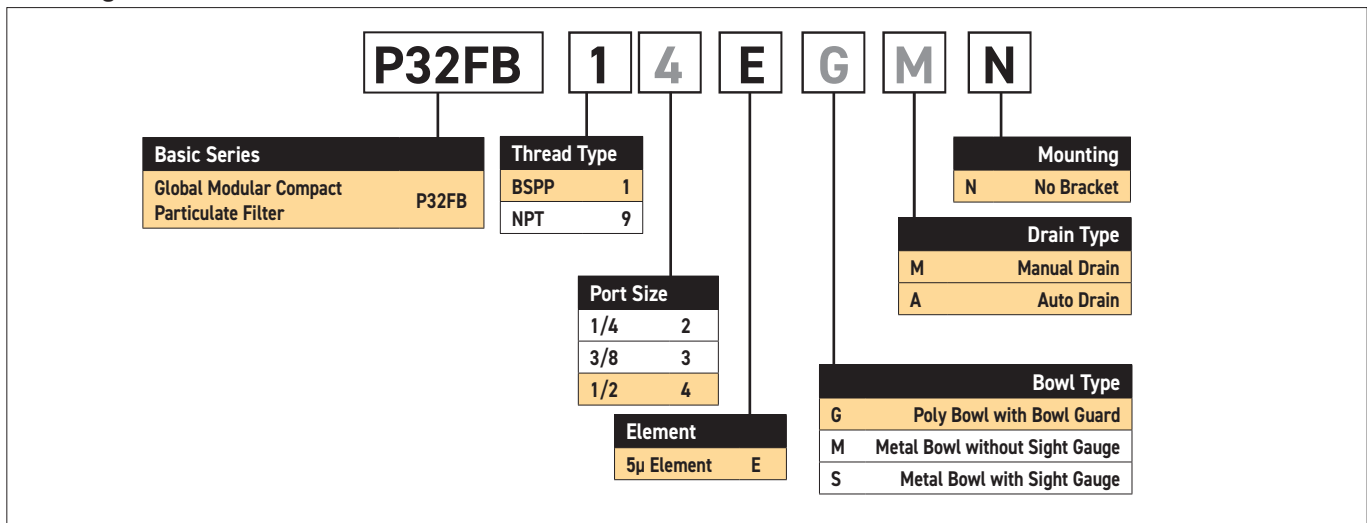


Port Size	Description †	Part Number
1/4"	Poly Bowl, Manual Drain	<b>P32FB12EGMN</b>
1/4"	Poly Bowl, Auto Drain	<b>P32FB12EGAN</b>
1/4"	Metal Bowl, Manual Drain	<b>P32FB12ESMN</b>
1/4"	Metal Bowl, Auto Drain	<b>P32FB12ESAN</b>
3/8"	Poly Bowl, Manual Drain	<b>P32FB13EGMN</b>
3/8"	Poly Bowl, Auto Drain	<b>P32FB13EGAN</b>
3/8"	Metal Bowl, Manual Drain	<b>P32FB13ESMN</b>
3/8"	Metal Bowl, Auto Drain	<b>P32FB13ESAN</b>
1/2"	Poly Bowl, Manual Drain	<b>P32FB14EGMN</b>
1/2"	Poly Bowl, Auto Drain	<b>P32FB14EGAN</b>
1/2"	Metal Bowl, Manual Drain	<b>P32FB14ESMN</b>
1/2"	Metal Bowl, Auto Drain	<b>P32FB14ESAN</b>

† For polycarbonate bowl, see caution in Engineering Section A.

Operating Information	
Supply pressure (max):	
Plastic bowl	150 psig (10 bar)
Metal bowl	250 psig (17 bar)
Operating temperature:	
Plastic bowl	-13°F to 125°F (-25°C to 52°C)
Metal bowl	-13°F to 150°F (-25°C to 65.5°C)
Standard filtration:	5 micron
Flow capacity*:	
1/4"	50 scfm (24 dm <sup>3</sup> /s, ANR)
3/8"	78 scfm (37 dm <sup>3</sup> /s, ANR)
1/2"	82 scfm (39 dm <sup>3</sup> /s, ANR)
Useful retention†:	1.7 US oz. (51 cm <sup>3</sup> )
Weight:	0.62 lb (0.28 kg)
* Inlet pressure 91.3 psig (6.3 bar). Pressure drop 4.9 psig (0.34 bar).	
† Useful retention refers to volume below the quiet zone baffle.	

### Ordering Information:



### Most Popular



**Material Specifications**

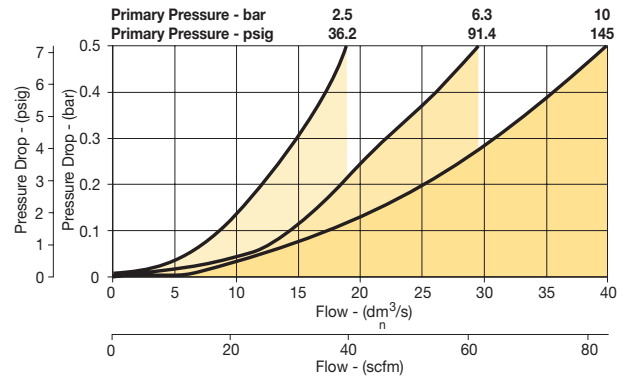
Body	Aluminum
Body cap	ABS
Plastic bowl	Polycarbonate
Metal bowl	Aluminum
Bowl guard	Nylon
Deflector	Polypropylene
Element retainer / Baffle	Acetal
Filter element	Sintered polyethylene
Seals	Nitrile
Sight gauge	Nylon

**Repair and Service Kits**

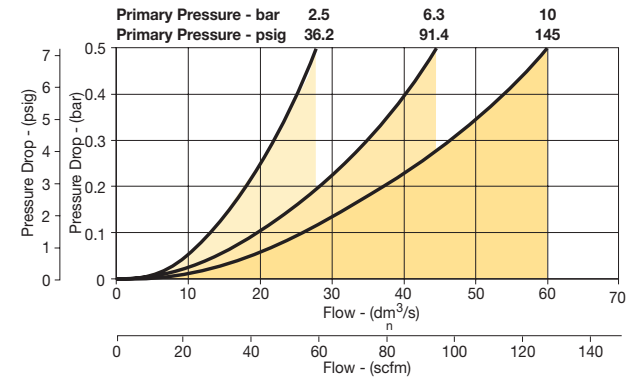
Plastic bowl / bowl guard, manual drain	<b>P32KB00BGM</b>
Metal bowl / sight gauge, manual drain	<b>P32KB00BSM</b>
Auto drain	<b>P32KA00DA</b>
5µ particle filter element	<b>P32KA00ESE</b>
L-bracket (fits to body)	<b>P32KA00ML</b>
T-bracket (fits to body connector)	<b>P32KA00MB</b>
T-bracket with body connector	<b>P32KA00MT</b>
Body connector	<b>P32KA00CB</b>

**Flow Charts**

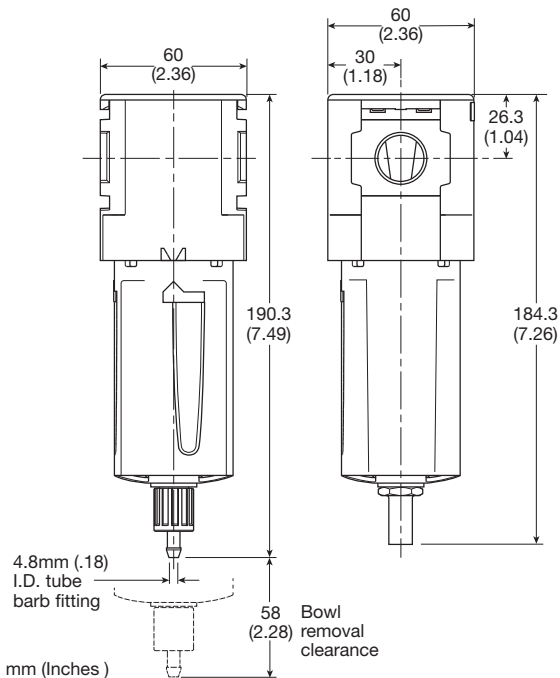
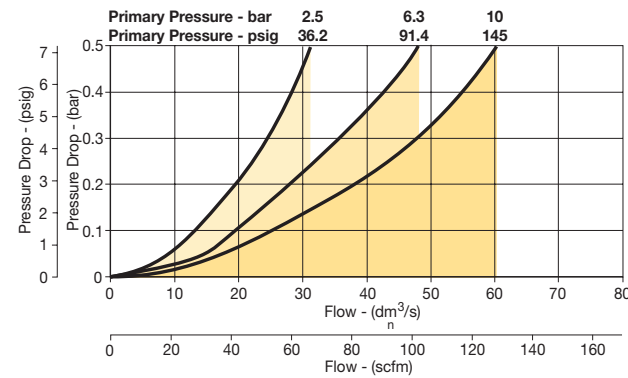
**P32FB 1/4" Filter**



**P32FB 3/8" Filter**



**P32FB 1/2" Filter**



Manual Drain

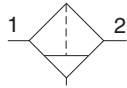
Automatic Drain

**Most Popular**

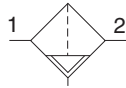


## P33 Particulate Filter – Standard

- Integral 1/2" or 3/4" ports (NPT & BSPP)
- High efficiency 5 micron element as standard
- Excellent water removal efficiency
- Robust but lightweight aluminum construction
- Positive bayonet latch to ensure correct & safe fitting



Manual drain



Auto drain

Port Size	Description †	Part Number
1/2"	Poly Bowl, Manual Drain	<b>P33FA14EGMN</b>
1/2"	Poly Bowl, Auto Drain	<b>P33FA14EGAN</b>
1/2"	Metal Bowl, Manual Drain	<b>P33FA14ESMN</b>
1/2"	Metal Bowl, Auto Drain	<b>P33FA14ESAN</b>
3/4"	Poly Bowl, Manual Drain	<b>P33FA16EGMN</b>
3/4"	Poly Bowl, Auto Drain	<b>P33FA16EGAN</b>
3/4"	Metal Bowl, Manual Drain	<b>P33FA16ESMN</b>
3/4"	Metal Bowl, Auto Drain	<b>P33FA16ESAN</b>

† For polycarbonate bowl, see caution in Engineering Section A.

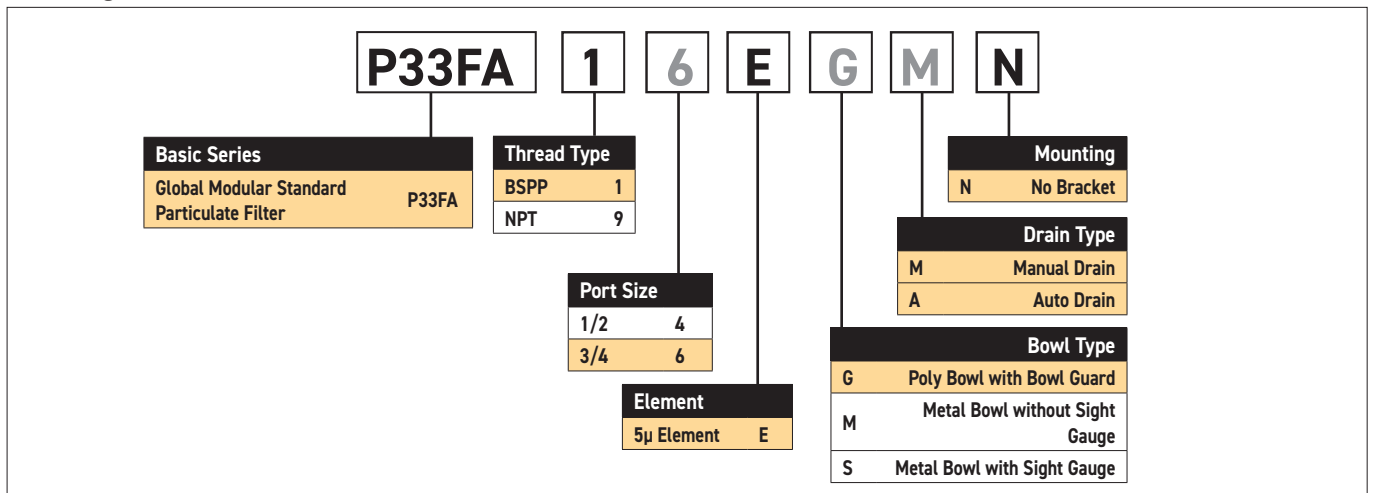
### Operating Information

Supply pressure (max):	
Plastic bowl	150 psig (10 bar)
Metal bowl	250 psig (17 bar)
Operating temperature:	
Plastic bowl	-13°F to 125°F (-25°C to 52°C)
Metal bowl	-13°F to 150°F (-25°C to 65.5°C)
Standard filtration:	5 micron
Flow capacity*:	1/2 85 scfm (40 dm³/s, ANR)
	3/4 102 scfm (48 dm³/s, ANR)
Useful retention†:	2.8 US oz. (85 cm³)
Weight:	1.01 lb (0.46 kg)

\* Inlet pressure 91.3 psig (6.3 bar). Pressure drop 4.9 psig (0.34 bar).

† Useful retention refers to volume below the quiet zone baffle.

### Ordering Information:



Most Popular



**Material Specifications**

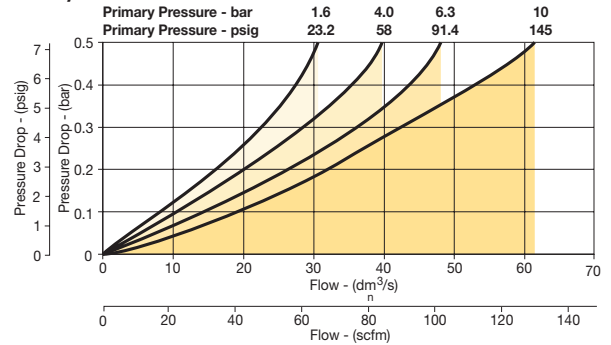
Body	Aluminum
Body cap	ABS
Plastic bowl	Polycarbonate
Metal bowl	Aluminum
Bowl guard	Nylon
Deflector	Polypropylene
Element retainer / Baffle	Acetal
Filter element	Sintered polyethylene
Seals	Nitrile
Sight gauge	Nylon

**Repair and Service Kits**

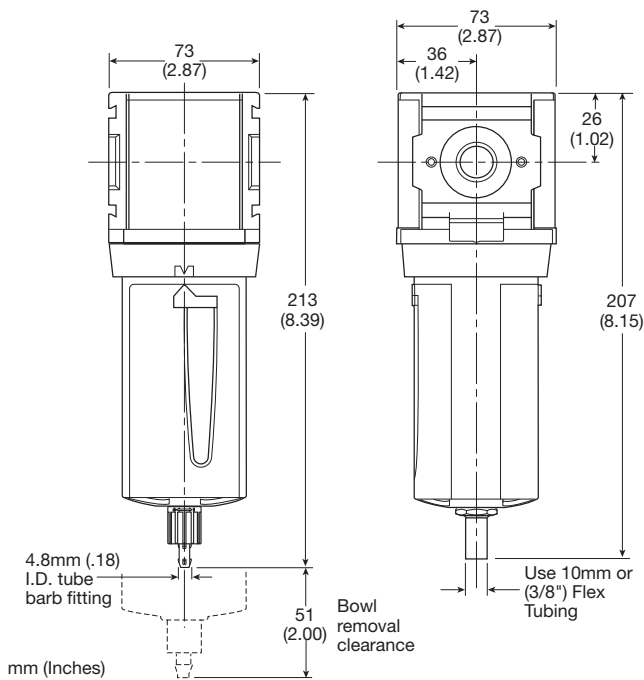
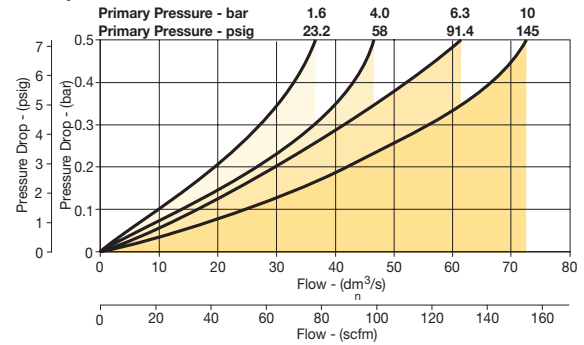
Plastic bowl / bowl guard, manual drain	<b>P33KA00BGM</b>
Metal bowl / sight gauge, manual drain	<b>P33KA00BSM</b>
Auto drain	<b>P32KA00DA</b>
5µ particle filter element	<b>P33KA00ESE</b>
L-bracket (fits to body)	<b>P33KA00ML</b>
T-bracket (fits to body connector)	<b>P32KA00MB</b>
T-bracket with body connector	<b>P32KA00MT</b>
Body connector	<b>P32KA00CB</b>

**Flow Charts**

**P33FA 1/2" Filter**



**P33FA 3/4" Filter**



Manual Drain

Automatic Drain

**Most Popular**



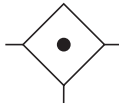
## P31 Coalescing and Adsorber Filters – Mini

- Integral 1/4" ports (NPT & BSPP)
- Removes liquid aerosols and sub micron particles
- Oil free air for critical applications, such as air gauging, pneumatic instrumentation and control
- Positive bayonet latch to ensure correct and safe fitting
- Adsorbing activated carbon element removes oil vapors and most hydrocarbons



**Note:** To optimize the life of coalescing element, it is advisable to install a P31F pre-filter with a 5 micron element upstream of the coalescing filter.

To optimize the life of an Adsorber it is advisable to install a P31 Coalescing Filter upstream of the Adsorber. Adsorber element should be replaced approximately every 1000 hours of service.



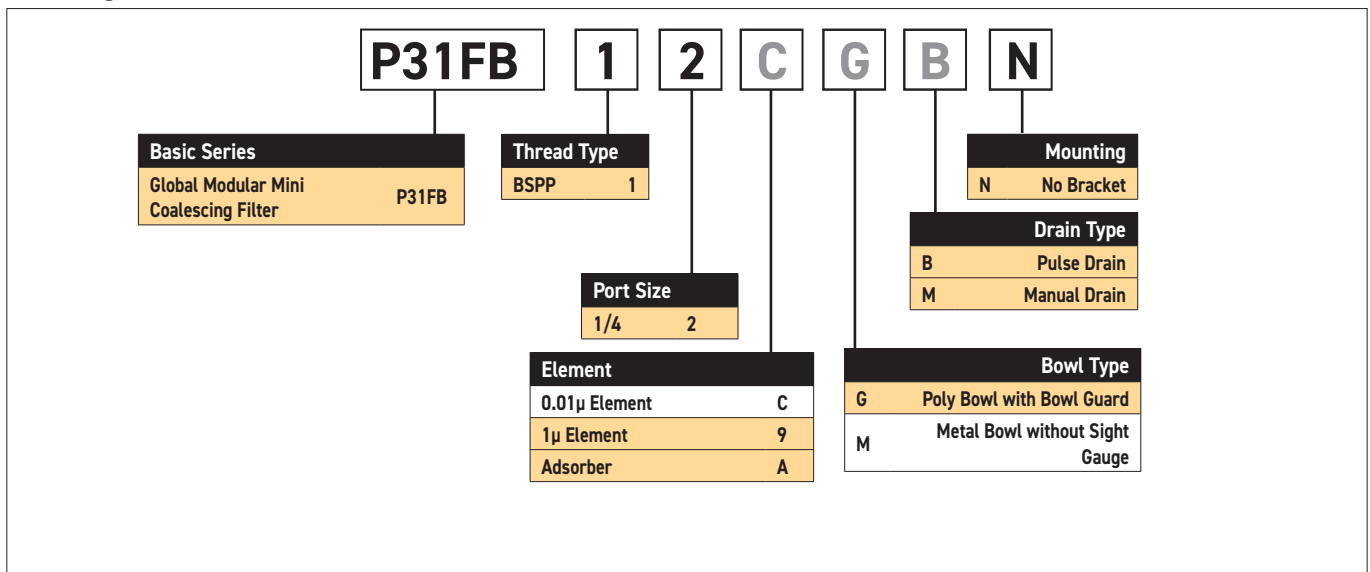
Port Size	Description †	Element	Part Number
1/4"	Poly Bowl, Manual Drain	0.01 micron	<b>P31FB12AGMN</b>
1/4"	Poly Bowl, Pulse Drain	0.01 micron	<b>P31FB12CGBN</b>
1/4"	Metal Bowl, Manual Drain	0.01 micron	<b>P31FB12AMBN</b>
1/4"	Metal Bowl, Pulse Drain	0.01 micron	<b>P31FB12CMBN</b>

† For polycarbonate bowl, see caution in Engineering Section A.

### Operating Information

Supply pressure (max):	
Poly bowl	150 psig (10 bar)
Metal bowl w/ DPI	150 psig (10 bar)
Metal bowl w/o DPI	250 psig (17 bar)
Operating temperature:	
Plastic bowl	14°F to 125°F (-10°C to 52°C)
Metal bowl	14°F to 150°F (-10°C to 65.5°C)
Standard filtration:	1.0 and 0.01 micron
Adsorber	Max. oil carryover (ppm w/w) 0.003 @ 70°F (21°C)
Flow capacity*:	
1.0 micron coalescing	12 scfm (5.5 dm <sup>3</sup> /s, ANR)
0.01 micron coalescing	7.5 scfm (3.6 dm <sup>3</sup> /s, ANR)
Activated carbon adsorber	12.7 scfm (6 dm <sup>3</sup> /s, ANR)
Useful retention†:	0.4 US oz. (12 cm <sup>3</sup> )
Weight:	0.24 lb (0.11 kg)
* Inlet pressure 91.3 psig (6.3 bar). Pressure drop 3 psig (0.2 bar), saturated element.	
† Useful retention refers to volume below the quiet zone baffle.	

### Ordering Information:



### Most Popular



**Material Specifications**

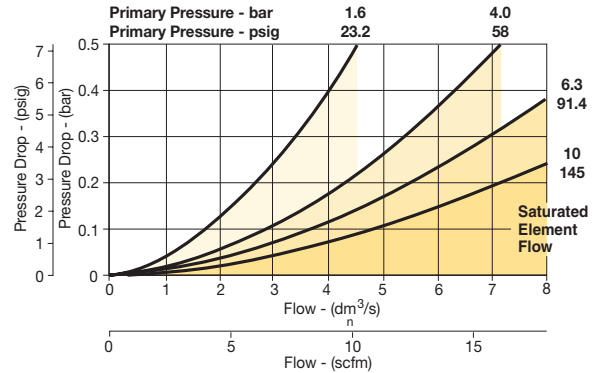
Body	Aluminum
Body cap	ABS
Plastic bowl	Polycarbonate
Metal bowl	Aluminum
Filter element	Borosilicate cloth
Adsorber element	Activated carbon
Seals	Nitrile

**Repair and Service Kits**

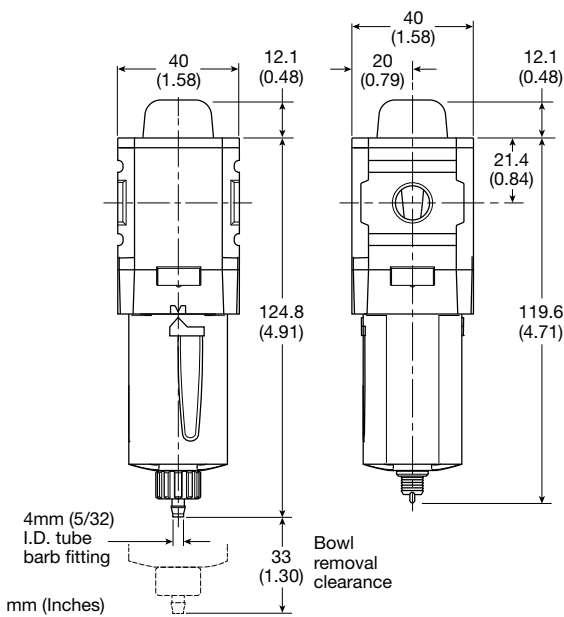
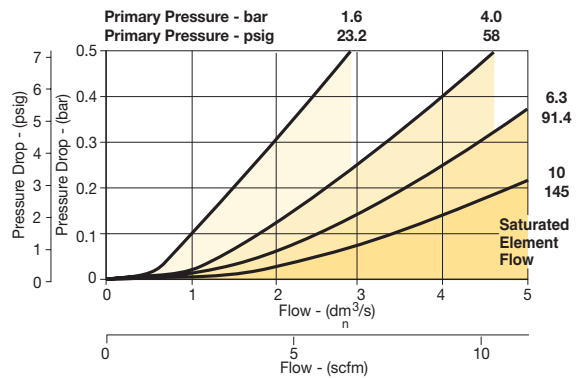
Plastic bowl / bowl guard, manual drain	<b>P31KB00BGM</b>
Metal bowl / w/o sight gauge ,manual drain	<b>P31KB00BMM</b>
Plastic bowl / bowl guard, pulse drain	<b>P31KB00BGB</b>
Metal bowl / w/o sight gauge, pulse drain	<b>P31KB00BMB</b>
1µ coalescing filter element	<b>P31KA00ES9</b>
0.01µ coalescing filter element	<b>P31KA00ESC</b>
Activated carbon adsorber filter element	<b>P31KA00ESA</b>
C-bracket (fits to body)	<b>P31KA00MW</b>
T-bracket with body connector	<b>P31KA00MT</b>
Body connector	<b>P31KA00CB</b>
Differential pressure indicator (replacement)	<b>P31KB00RQ</b>

**Flow Charts**

**P31FB - 1.0 micron flow**



**P31FB - 0.01 micron flow**



Manual Drain

Pulse Drain

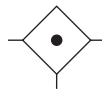
**Most Popular**



## P32 Coalescing and Adsorber Filters – Compact

- Integral 1/4", 3/8" or 1/2" ports (NPT & BSPP)
- Removes liquid aerosols and sub micron particles
- Oil free air for critical applications, such as air gauging, pneumatic instrumentation and control
- Differential Pressure Indicator (DPI) standard on Coalescing Filters
- Positive bayonet latch to ensure correct & safe fitting
- Adsorbing activated carbon element removes oil vapors and most hydrocarbons

**Note:** To optimize the life of coalescing element, it is advisable to install a P32F pre-filter with a 5 micron element upstream of the coalescing filter.  
To optimize the life of an Adsorber it is advisable to install a P32 Coalescing Filter upstream of the Adsorber. Adsorber element should be replaced approximately every 1000 hours of service.



Port Size	Description †	Element	Part Number
1/4"	Poly Bowl, Manual Drain	0.01 micron	<b>P32FB12DGAN</b>
1/4"	Poly Bowl, Auto Drain	0.01 micron	<b>P32FB12DGAN</b>
1/4"	Metal Bowl, Manual Drain	0.01 micron	<b>P32FB12DSAN</b>
1/4"	Metal Bowl, Auto Drain	0.01 micron	<b>P32FB12DSAN</b>
3/8"	Poly Bowl, Manual Drain	0.01 micron	<b>P32FB13DGAN</b>
3/8"	Poly Bowl, Auto Drain	0.01 micron	<b>P32FB13DGAN</b>
3/8"	Metal Bowl, Manual Drain	0.01 micron	<b>P32FB13DSAN</b>
3/8"	Metal Bowl, Auto Drain	0.01 micron	<b>P32FB13DSAN</b>
1/2"	Poly Bowl, Manual Drain	0.01 micron	<b>P32FB14DGAN</b>
1/2"	Poly Bowl, Auto Drain	0.01 micron	<b>P32FB14DGAN</b>
1/2"	Metal Bowl, Manual Drain	0.01 micron	<b>P32FB14DSAN</b>
1/2"	Metal Bowl, Auto Drain	0.01 micron	<b>P32FB14DSAN</b>

† For polycarbonate bowl, see caution in Engineering Section A.

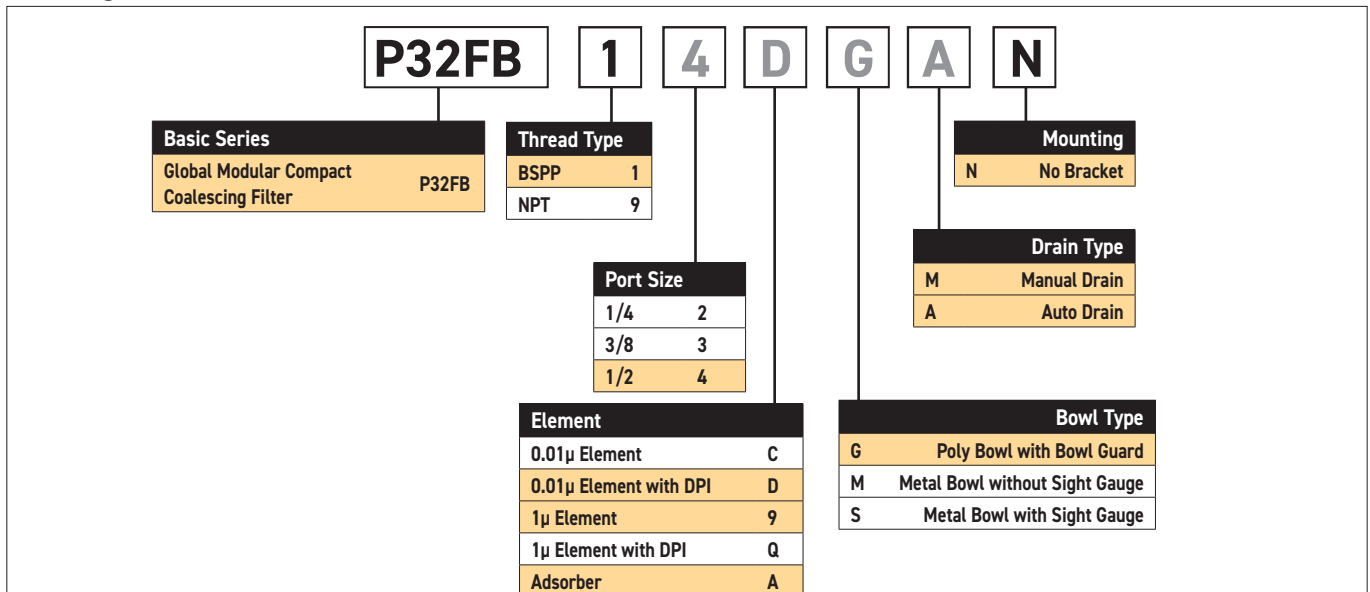
### Operating Information

Supply pressure (max):		
Poly bowl	150 psig (10 bar)	
Metal bowl w/ DPI	150 psig (10 bar)	
Metal bowl w/o DPI	250 psig (17 bar)	
Operating temperature:		
Plastic bowl	-13°F to 125°F (-25°C to 52°C)	
Metal bowl	-13°F to 150°F (-25°C to 65.5°C)	
Standard filtration:	1.0 and 0.01 micron	
Adsorber	Max. oil carryover (ppm w/w)	
	0.003 @ 70°F (21°C)	
Flow capacity*:		0.01
1.0 micron coalescing	53 scfm (25 dm³/s, ANR)	
micron coalescing	36 scfm (17 dm³/s, ANR)	
Activated carbon adsorber	85 scfm (40 dm³/s, ANR)	
Useful retention†:	1.7 US oz. (51 cm³)	
Weight:	0.71 lb (0.32 kg)	

\* Inlet pressure 91.3 psig (6.3 bar). Pressure drop 3 psig (0.2 bar), saturated element.

† Useful retention refers to volume below the quiet zone baffle.

### Ordering Information:



### Most Popular



**Material Specifications**

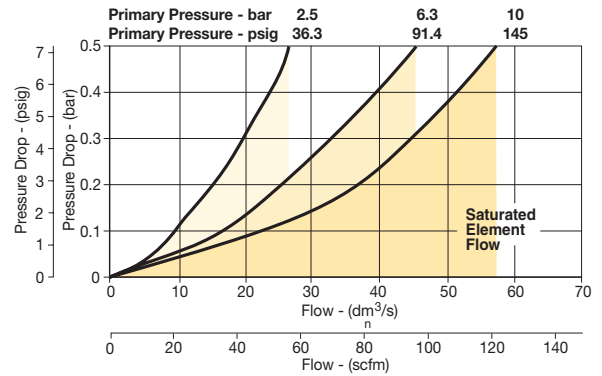
Body	Aluminum
Body cap	ABS
Plastic bowl	Polycarbonate
Metal bowl	Aluminum
Filter element	Borosilicate cloth
Adsorber	Activated carbon
Seals	Nitrile
Sight gauge	Nylon

**Repair and Service Kits**

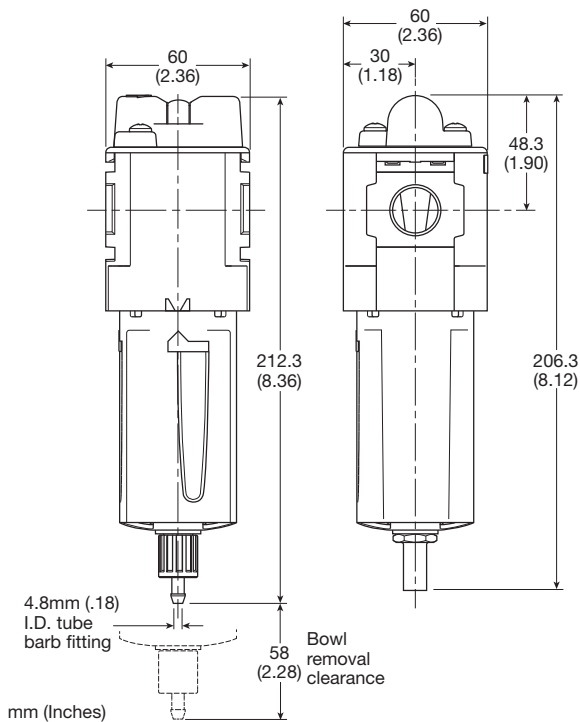
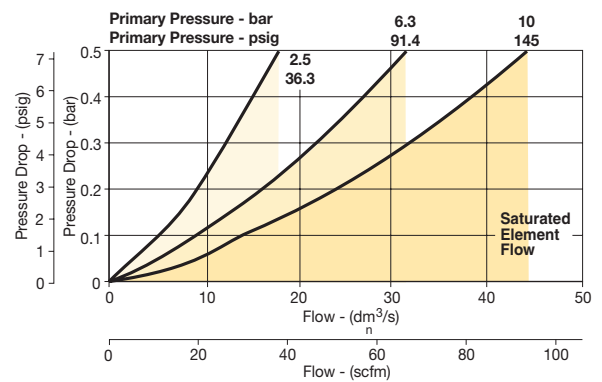
Plastic bowl / bowl guard, manual drain	<b>P32KB00BGM</b>
Metal bowl / sight gauge, manual drain	<b>P32KB00BSM</b>
Auto drain	<b>P32KA00DA</b>
1µ coalescing filter element	<b>P32KA00ES9</b>
0.01µ coalescing filter element	<b>P32KA00ESC</b>
Activated carbon adsorber filter element	<b>P32KA00ESA</b>
L-bracket (fits to body)	<b>P32KA00ML</b>
T-bracket (fits to body connector)	<b>P32KA00MB</b>
T-bracket with body connector	<b>P32KA00MT</b>
Body connector	<b>P32KA00CB</b>
Differential pressure indicator (replacement)	<b>P32KA00RQ</b>

**Flow Charts**

**P32FB - 1.0 micron flow**



**P32FB - 0.01 micron flow**



Manual Drain

Automatic Drain

Most Popular



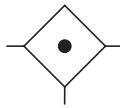
## P33 Coalescing and Adsorber Filters – Standard

- Integral 1/2" or 3/4" ports (NPT & BSPP)
- Removes liquid aerosols and sub micron particles
- Oil free air for critical applications, such as air gauging, pneumatic instrumentation and control
- Differential Pressure Indicator (DPI) standard on Coalescing Filters
- Positive bayonet latch to ensure correct & safe fitting
- Adsorbing activated carbon element removes oil vapors and most hydrocarbons



**Note:** To optimize the life of coalescing element, it is advisable to install a P33F pre-filter with a 5 micron element upstream of the coalescing filter.

To optimize the life of an Adsorber it is advisable to install a P33 Coalescing Filter upstream of the Adsorber. Adsorber element should be replaced approximately every 1000 hours of service.



Port Size	Description †	Element	Part Number
1/2"	Poly Bowl, Manual Drain	0.01 micron	<b>P33FA14DGMN</b>
1/2"	Poly Bowl, Auto Drain	0.01 micron	<b>P33FA14DGAN</b>
1/2"	Metal Bowl, Manual Drain	0.01 micron	<b>P33FA14DSMN</b>
1/2"	Metal Bowl, Auto Drain	0.01 micron	<b>P33FA14DSAN</b>
3/4"	Poly Bowl, Manual Drain	0.01 micron	<b>P33FA16DGMN</b>
3/4"	Poly Bowl, Auto Drain	0.01 micron	<b>P33FA16DGAN</b>
3/4"	Metal Bowl, Manual Drain	0.01 micron	<b>P33FA16DSMN</b>
3/4"	Metal Bowl, Auto Drain	0.01 micron	<b>P33FA16DSAN</b>

† For polycarbonate bowl, see caution in Engineering Section A.

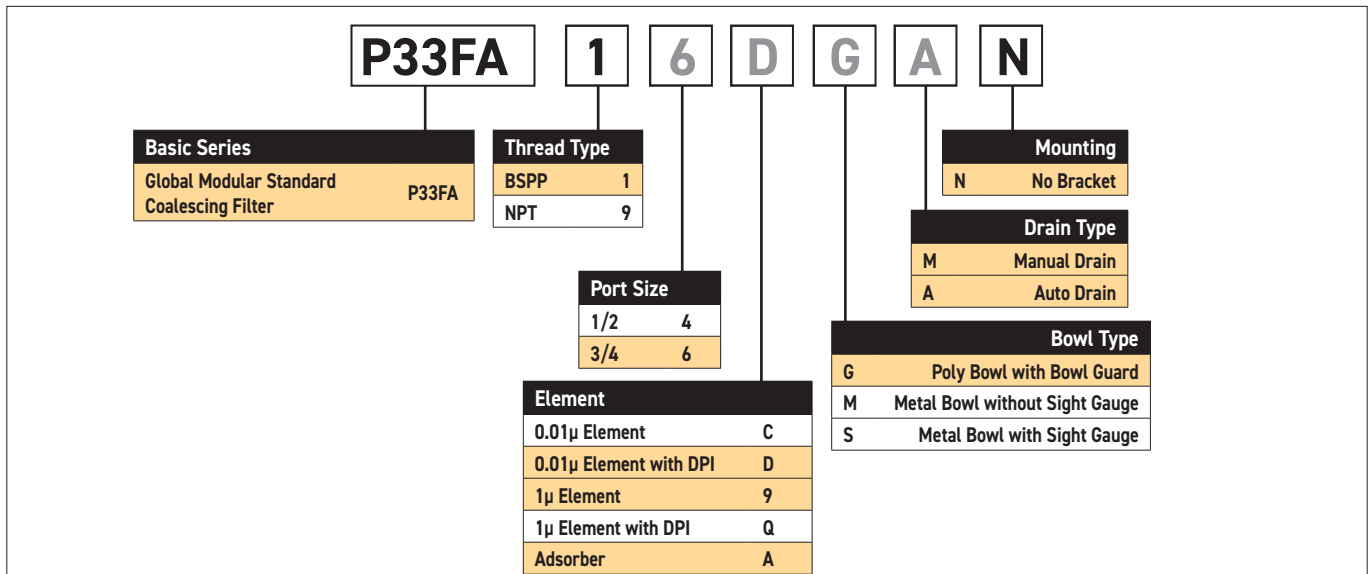
### Operating Information

Supply pressure (max):	
Poly bowl	150 psig (10 bar)
Metal bowl w/ DPI	150 psig (10 bar)
Metal bowl w/o DPI	250 psig (17 bar)
Operating temperature:	
Plastic bowl	-13°F to 125°F (-25°C to 52°C)
Metal bowl	-13°F to 150°F (-25°C to 65.6°C)
Standard filtration:	
	1.0 and 0.01 micron
Adsorber	
	Max. oil carryover (ppm w/w) 0.003 @ 70°F (21°C)
Flow capacity*:	
1.0 micron coalescing	68 scfm (32 dm³/s, ANR)
0.01 micron coalescing	42 scfm (20 dm³/s, ANR)
Activated carbon adsorber	72 scfm (34 dm³/s, ANR)
Useful retention†:	
	2.8 US oz. (85 cm³)
Weight:	
	1.10 lb (0.50 kg)

\* Inlet pressure 91.3 psig (6.3 bar). Pressure drop 3 psig (0.2 bar), saturated element.

† Useful retention refers to volume below the quiet zone baffle.

### Ordering Information:



### Most Popular



**Material Specifications**

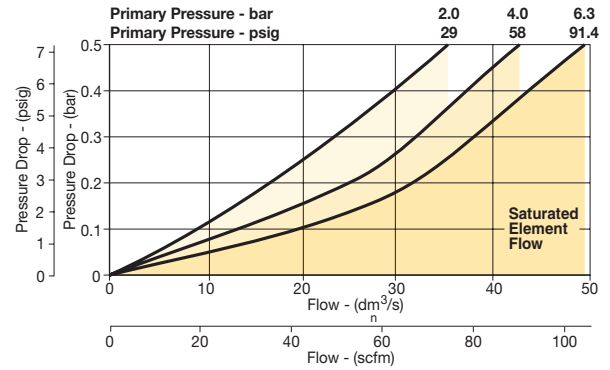
Body	Aluminum
Body cap	ABS
Plastic bowl	Polycarbonate
Metal bowl	Aluminum
Filter element	Borosilicate cloth
Adsorber	Activated carbon
Seals	Nitrile
Sight gauge	Nylon

**Repair and Service Kits**

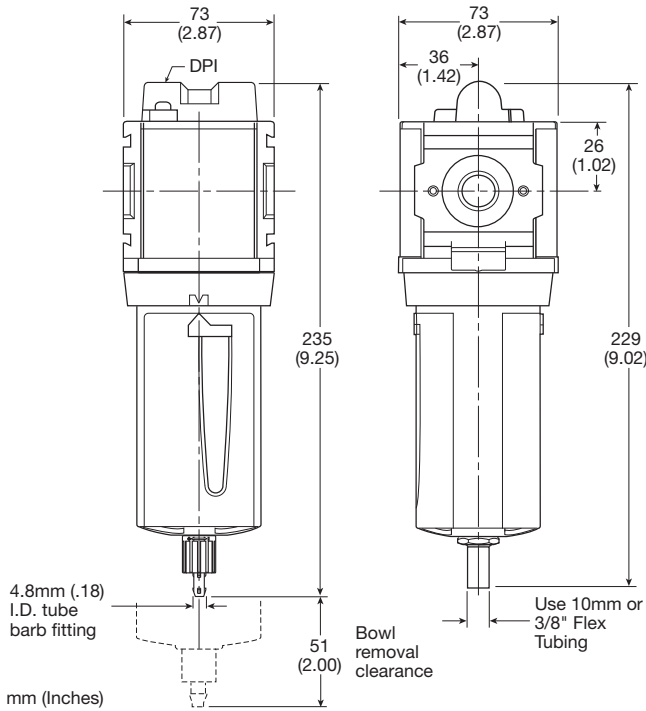
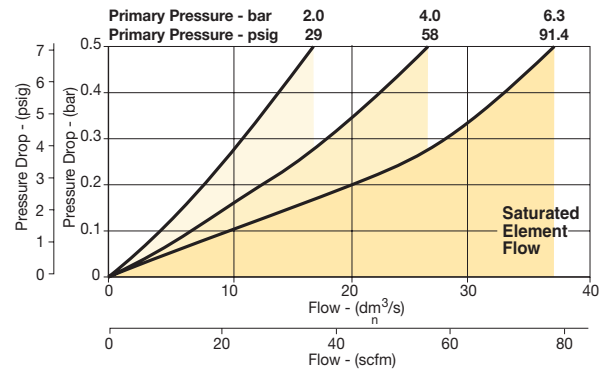
Plastic bowl / bowl guard, manual drain	<b>P33KA00BGM</b>
Metal bowl / sight gauge, manual drain	<b>P33KA00BSM</b>
Auto drain	<b>P32KA00DA</b>
1µ coalescing filter element	<b>P33KA00ES9</b>
0.01µ coalescing filter element	<b>P33KA00ESC</b>
Activated carbon adsorber filter element	<b>P33KA00ESA</b>
L-bracket (fits to body)	<b>P33KA00ML</b>
T-bracket (fits to body connector)	<b>P32KA00MB</b>
T-bracket with body connector	<b>P32KA00MT</b>
Body connector	<b>P32KA00CB</b>
Differential pressure indicator (replacement)	<b>P32KA00RQ</b>

**Flow Charts**

**P33FA - 1.0 micron flow**



**P33FA - 0.01 micron flow**



Manual Drain

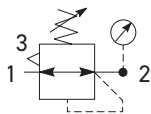
Automatic Drain

**Most Popular**

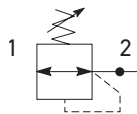


## P31 Regulators – Mini

- Integral 1/4" ports (NPT & BSPP)
- Robust but lightweight aluminum construction
- Secondary pressure ranges
- Secondary aspiration plus balanced poppet provides quick response and accurate pressure regulation.
- Relieving & non-relieving types
- Non-rising knob



Self relieving regulator with gauge



Non-relieving regulator

Port Size	Description (relieving)	Gauge	Part Number
1/4"	125 psig (8 bar)	Square	<b>P31RB12BNTP</b>

### Operating Information

Flow capacity*:	1/4	73 scfm (32 dm <sup>3</sup> /s, ANR)
Operating temperature†:		-4°F to 150°F (-20°C to 65.5°C)
Supply pressure (max):		300 psig (20 bar)
Adjusting range pressure:		30 psig (0-2 bar) 60 psig (0-4 bar) 125 psig (0-8 bar) 232 psig (0-16 bar)
Weight:		0.37 lb (0.17 kg)

\* Inlet pressure 145 psig (10 bar). Secondary pressure 91.3 psig (6.3 bar) and 14.5 psig (1 bar) pressure drop.

\*\* Non-gauge option only.

† Units with square gauges: 5°F to 150°F (-15°C to 65.5°C)

Gauge supplied with every part. Gauge can be installed on the front or back of the regulator. If no gauge is installed, both seal screws must be installed.

### Ordering Information:

<b>P31RB</b>		<b>1</b>	<b>2</b>	<b>B</b>	<b>N</b>	<b>T</b>	<b>P</b>												
<b>Basic Series</b> Global Modular Mini Regulator <b>P31RB</b>		<b>Thread Type</b> BSPP 1 NPT 9	<b>Port Size</b> 1/4 2	<b>Relief</b> Relieving B Non-Relieving N Reverse Flow-Relieving R	<b>Adjustment</b> Non-rising knob N	<b>Mounting</b> P Plastic Panel Mount Nut													
<b>Adjustment Range</b> <table border="1"> <thead> <tr> <th colspan="2">With Square Gauge</th> </tr> <tr> <th>psig (NPT Ports)</th> <th>Bar (BSPP Ports)</th> </tr> </thead> <tbody> <tr> <td>1 = 30*</td> <td>V = 2*</td> </tr> <tr> <td>3 = 60</td> <td>S = 4</td> </tr> <tr> <td>5 = 125</td> <td><b>T = 8</b></td> </tr> <tr> <td>7 = 232</td> <td>W = 16</td> </tr> </tbody> </table>								With Square Gauge		psig (NPT Ports)	Bar (BSPP Ports)	1 = 30*	V = 2*	3 = 60	S = 4	5 = 125	<b>T = 8</b>	7 = 232	W = 16
With Square Gauge																			
psig (NPT Ports)	Bar (BSPP Ports)																		
1 = 30*	V = 2*																		
3 = 60	S = 4																		
5 = 125	<b>T = 8</b>																		
7 = 232	W = 16																		
Reverse flow for applications where pressure downstream must be exhausted during regular machine operation or system shutdown.																			
* Regulator comes with gauge respective to the adjustment range selected.																			

### Most Popular



**Material Specifications**

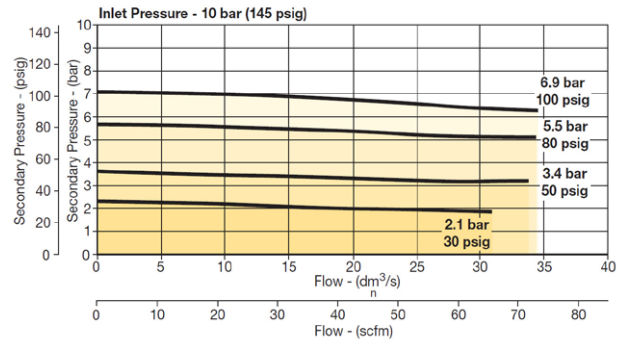
Body	Aluminum
Adjustment knob	Acetal
Bonnet	PBT
Diaphragm assembly	Stainless Steel / Nitrile
Valve assembly	Acetal / Nitrile
Springs	Steel
Seals	Nitrile
Panel nut	Acetal

**Repair and Service Kits**

Panel mount nut - aluminum	<b>P31KA00MM</b>
Panel mount nut - plastic	<b>P31KA00MP</b>
Angle bracket (attaches via panel nut)	<b>P31KB00MR</b>
C-bracket (fits to body)	<b>P31KA00MW</b>
T-bracket with body connector	<b>P31KA00MT</b>
Body connector	<b>P31KA00CB</b>

**Flow Charts**

**P31RB 1/4" Regulator**

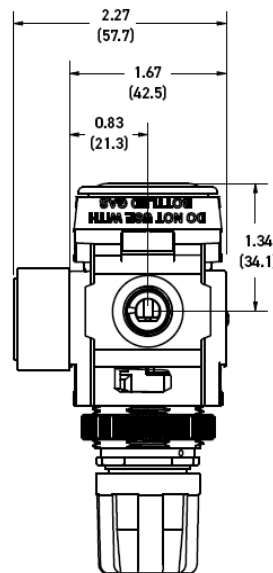
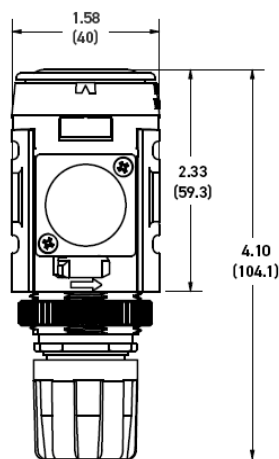


**⚠ WARNING**

**Product rupture can cause serious injury.  
Do not connect regulator to bottled gas.  
Do not exceed Maximum primary pressure rating.**

**CAUTION:**

**REGULATOR PRESSURE ADJUSTMENT** – The working range of knob adjustment is designed to permit outlet pressures within their full range. Pressure adjustment beyond this range is also possible because the knob is not a limiting device. This is a common characteristic of most industrial regulators, and limiting devices may be obtained only by special design. For best performance, regulated pressure should always be set by increasing the pressure up to the desired setting.



**NOTE:** 1.20 in. (30mm) hole required for panel nut mounting.

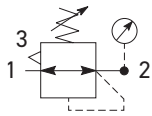
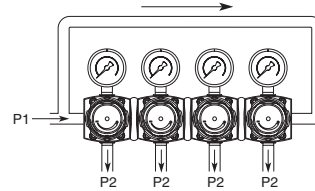
Square gauge supplied with every part. Gauge can be installed on the front or back of the regulator. If no gauge is installed, both seal screws must be installed.

**Most Popular**

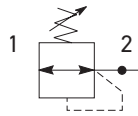


## P31 Common P1 Regulators – Mini

- Manifold style regulator with line pressure on both sides
- Pressure output is at front or rear
- Inlet port 1/4" (NPT & BSPP)
- Working port 1/8"
- Robust construction
- Secondary pressure ranges
- Secondary aspiration plus balanced poppet provides quick response and accurate pressure regulation
- Relieving & non-relieving types
- Non-rising knob



Self relieving regulator with gauge



Non-relieving regulator

Port Size	Description (relieving)	Gauge	Part Number
1/4"	125 psig (8 bar)	Square	<b>P31HB12BNTP</b>

### Operating Information

Flow capacity*:	1/4	64 scfm (20 dm <sup>3</sup> /s, ANR)
Operating temperature:		-4°F to 150°F (-20°C to 65.5°C)
Supply pressure (max):		300 psig (20 bar)
Adjusting range pressure:		30 psig (0-2 bar) 60 psig (0-4 bar) 125 psig (0-8 bar) 232 psig (0-16 bar)
P1 port size (inlet/outlet)		1/4 NPT, BSPP
P2 regulated ports (2 ea.)		1/8 NPT, BSPP
Weight:		0.66 lb (0.30 kg)

\* Inlet pressure 145 psig (10 bar). Secondary pressure 91.3 psig (6.3 bar) and 14.5 psig (1 bar) pressure drop.

Gauge supplied with every part. Gauge can be installed on the front or back of the regulator. If no gauge is installed, both seal screws must be installed.

### Ordering Information:

<b>P31HB</b>	<b>1</b>	<b>2</b>	<b>B</b>	<b>N</b>	<b>T</b>	<b>P</b>										
<b>Basic Series</b>	<b>Thread Type</b>	<b>Port Size †</b>	<b>Relief</b>	<b>Adjustment</b>	<b>Adjustment Range With Square Gauge</b>	<b>Mounting</b>										
Global Modular Mini Common Regulator <b>P31HB</b>	BSPP <b>1</b> NPT <b>9</b>	1/4 <b>2</b> <small>† Working port 1/8".</small>	Relieving <b>B</b> Non-Relieving <b>N</b>	<b>N</b> Non-Rising Knob	<table border="1"> <thead> <tr> <th>psig (NPT Ports)</th> <th>Bar (BSPP Ports)</th> </tr> </thead> <tbody> <tr> <td><b>1 = 30*</b></td> <td><b>V = 2*</b></td> </tr> <tr> <td><b>3 = 60</b></td> <td><b>S = 4</b></td> </tr> <tr> <td><b>5 = 125</b></td> <td><b>T = 8</b></td> </tr> <tr> <td><b>7 = 232</b></td> <td><b>W = 16</b></td> </tr> </tbody> </table>	psig (NPT Ports)	Bar (BSPP Ports)	<b>1 = 30*</b>	<b>V = 2*</b>	<b>3 = 60</b>	<b>S = 4</b>	<b>5 = 125</b>	<b>T = 8</b>	<b>7 = 232</b>	<b>W = 16</b>	<b>P</b> Plastic Panel Mount Nut
psig (NPT Ports)	Bar (BSPP Ports)															
<b>1 = 30*</b>	<b>V = 2*</b>															
<b>3 = 60</b>	<b>S = 4</b>															
<b>5 = 125</b>	<b>T = 8</b>															
<b>7 = 232</b>	<b>W = 16</b>															

\* Regulator comes with gauge respective to the adjustment range selected.

Most Popular



**Materials of Construction**

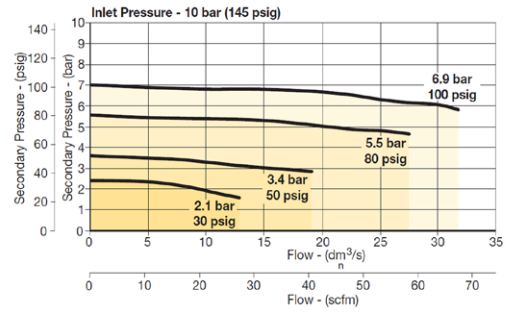
Body	Aluminum
Adjustment knob	Acetal
Bonnet	Glass-filled PBT
Diaphragm assembly	Stainless Steel / Nitrile
Valve assembly	Acetal / Nitrile

**Repair and Service Kits**

Panel mount nut - aluminum	<b>P31KA00MM</b>
Panel mount nut - plastic	<b>P31KA00MP</b>
Angle bracket (attaches via panel nut)	<b>P31KB00MR</b>
T-bracket with body connector	<b>P31KA00MT</b>
Body connector	<b>P31KA00CB</b>

**Flow Charts**

**P31HB 1/4" Common Regulator**

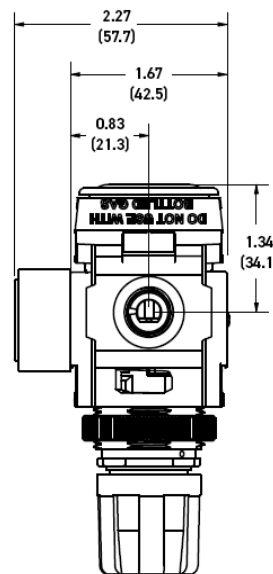
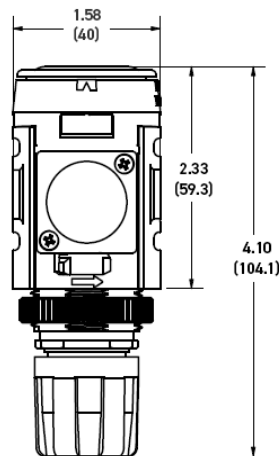


**⚠ WARNING**

**Product rupture can cause serious injury.  
Do not connect regulator to bottled gas.  
Do not exceed Maximum primary pressure rating.**

**CAUTION:**

**REGULATOR PRESSURE ADJUSTMENT** – The working range of knob adjustment is designed to permit outlet pressures within their full range. Pressure adjustment beyond this range is also possible because the knob is not a limiting device. This is a common characteristic of most industrial regulators, and limiting devices may be obtained only by special design. For best performance, regulated pressure should always be set by increasing the pressure up to the desired setting.



**NOTE:** 1.20 in. (30mm) hole required for panel nut mounting.

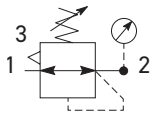
Square gauge supplied with every part. Gauge can be installed on the front or back of the regulator. If no gauge is installed, both seal screws must be installed.

**Most Popular**

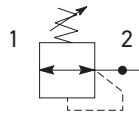


## P32 Regulators – Compact

- Integral 1/4", 3/8" or 1/2" ports (NPT & BSPP)
- Robust but lightweight aluminum construction
- Secondary pressure ranges
- Secondary aspiration plus balanced poppet provides quick response and accurate pressure regulation
- Relieving & non-relieving types
- Regulator will reverse flow as standard
- Non-rising knob
- Available T-handle



Self relieving regulator with gauge



Non-relieving regulator

Port Size	Description (relieving)	Gauge	Part Number
1/4"	125 psig (8 bar)	None	<b>P32RB12BNGP</b>
3/8"	125 psig (8 bar)	None	<b>P32RB13BNGP</b>
1/2"	125 psig (8 bar)	None	<b>P32RB14BNGP</b>

### Operating Information

Flow capacity\*:  
 1/4 148 scfm (70 dm<sup>3</sup>/s, ANR)  
 3/8, 1/2 165 scfm (78 dm<sup>3</sup>/s, ANR)

Operating temperature: -13°F to 150°F (-25°C to 65.5°C)

Supply pressure (max): 300 psig (20 bar)

Adjusting range pressure:  
 30 psig (0-2 bar)  
 60 psig (0-4 bar)  
 125 psig (0-8 bar)  
 250 psig (0-17 bar)

Gauge port (2 each) 1/4 NPT, BSPP, BSPT

Weight: 0.90 lb (0.41 kg)

\* Inlet pressure 145 psig (10 bar). Secondary pressure 91.3 psig (6.3 bar) and 14.5 psig (1 bar) pressure drop.

### Ordering Information:

<b>P32RB</b>		<b>1</b>	<b>4</b>	<b>B</b>	<b>N</b>	<b>G</b>	<b>P</b>
<b>Basic Series</b>	<b>Thread Type</b>	<b>Port Size</b>	<b>Relief</b>	<b>Adjustment</b>	<b>Adjustment Range</b>		
Global Modular Compact Regulator	BSPP 1 NPT 9	1/4 2 3/8 3 1/2 4	Relieving B Non-Relieving N	N Non-Rising Knob T T-Handle	<b>With Round Gauge</b>		
<b>P32RB</b>					Z 30 psig; 2 bar; 0.2 MPa	<b>Mounting</b>	
					M 60 psig; 4 bar; 0.4 MPa	P Plastic Panel Mount Nut	
					G 125 psig; 8 bar; 0.8 MPa	<b>Without Gauge</b>	
					J 250 psig; 17 bar; 1.7 MPa	Y 30 psig; 2 bar; 0.2 MPa	
						L 60 psig; 4 bar; 0.4 MPa	
						N 125 psig; 8 bar; 0.8 MPa	
						H 250 psig; 17 bar; 1.7 MPa	

\* Regulator comes with gauge respective to the adjustment range selected.

### Most Popular



**Material Specifications**

Body	Aluminum
Adjustment knob	Acetal
Bonnet	Glass-filled nylon
Diaphragm assembly	Nitrile / Zinc
Valve assembly	Brass / Nitrile
Springs	Steel, stainless steel
Seals	Nitrile
Panel nut	Acetal

**Repair and Service Kits**

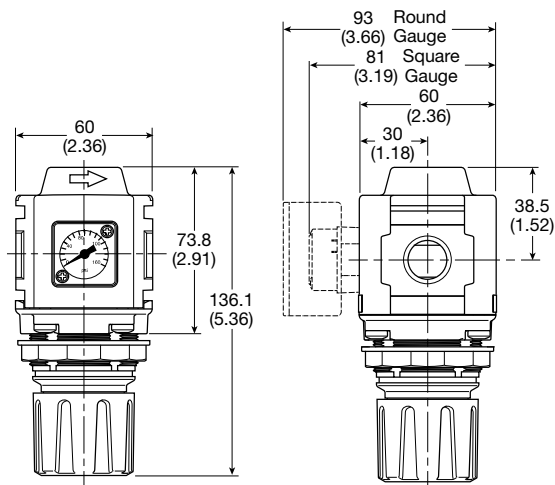
Panel mount nut - aluminum	<b>P32KA00MM</b>
Panel mount nut - plastic	<b>P32KA00MP</b>
Angle bracket (attaches via panel nut)	<b>P32KB00MR</b>
T-bracket with body connector	<b>P32KA00MT</b>
T-bracket	<b>P32KA00MB</b>
Body connector	<b>P32KA00CB</b>

**WARNING**

Product rupture can cause serious injury.  
Do not connect regulator to bottled gas.  
Do not exceed Maximum primary pressure rating.

**CAUTION:**

**REGULATOR PRESSURE ADJUSTMENT** - The working range of knob adjustment is designed to permit outlet pressures within their full range. Pressure adjustment beyond this range is also possible because the knob is not a limiting device. This is a common characteristic of most industrial regulators, and limiting devices may be obtained only by special design. For best performance, regulated pressure should always be set by increasing the pressure up to the desired setting.

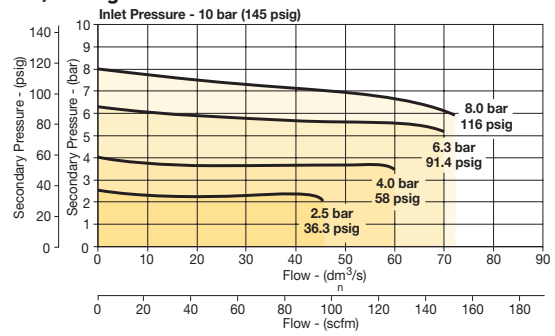


mm (Inches)

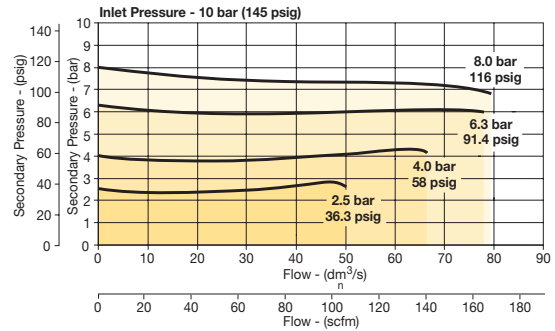
**NOTE:** 1.90 in. (48mm) hole required for panel nut mounting.

**Flow Charts**

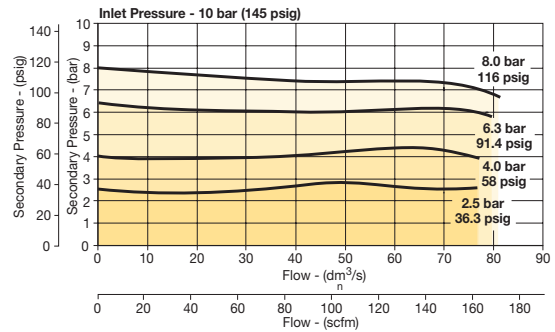
**P32RB 1/4" Regulator**



**P32RB 3/8" Regulator**



**P32RB 1/2" Regulator**



**Gauges**

50mm (2") round	0-60 psig / 0-4 bar	<b>P6G-ERB2040</b>
1/4" center back mount	0-160 psig / 0-10 bar	<b>P6G-ERB2110</b>
	0-300 psig / 0-20 bar	<b>P6G-ERB2200</b>

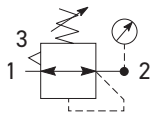
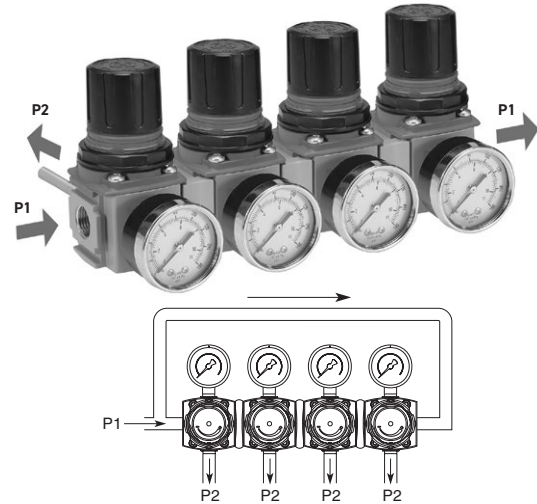
For best performance, regulated pressure should always be set by increasing the pressure up to the desired setting.

**Most Popular**

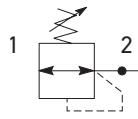


## P32 Common - P1 Regulator - Compact

- Manifold style regulator with line pressure on both sides.
- Pressure output is at front or rear.
- Inlet ports 1/4", 3/8" or 1/2" (NPT & BSPP)
- Working port 1/4"
- Robust construction
- Secondary pressure ranges
- Secondary aspiration plus balanced poppet provides quick response and accurate pressure regulation
- Relieving & non-relieving types
- Regulator will reverse flow as standard
- Non-rising knob



Self relieving regulator with gauge



Non-relieving regulator

Port Size	Description (relieving)	Gauge	Part Number
1/4"	125 psig (8 bar)	None	<b>P32HB12BNNP</b>
3/8"	125 psig (8 bar)	None	<b>P32HB13BNNP</b>
1/2"	125 psig (8 bar)	None	<b>P32HB14BNNP</b>

### Operating Information

Flow capacity\*: 1/4, 3/8, 1/2 64 scfm (30 dm<sup>3</sup>/s, ANR)  
 Operating temperature: -25°C to 65.5°C (-13°F to 150°F)  
 Supply pressure (max): 300 psig (20 bar)  
 Adjusting range pressure: 0 to 30 psig (0 to 2 bar)  
 0 to 60 psig (0 to 4 bar)  
 0 to 125 psig (0 to 8 bar)  
 0 to 232 psig (0 to 16 bar)  
 Gauge port (2 each): 1/4 NPT, BSPP, BSPT  
 Weight: 0.50 lb (0.23 kg)  
 \* Inlet pressure 145 psig (10 bar). Secondary pressure 91.3 psig (6.3 bar) and 14.5 psig (1 bar) pressure drop.

### Ordering Information:

<b>P32HB</b>		<b>1</b>	<b>4</b>	<b>B</b>	<b>N</b>	<b>N</b>	<b>P</b>
<b>Basic Series</b> Global Modular Compact Regulator <b>P32HB</b>		<b>Thread Type</b> BSPP <b>1</b> NPT <b>9</b>	<b>Port Size †</b> 1/4 <b>2</b> 3/8 <b>3</b> 1/2 <b>4</b>	<b>Relief</b> Relieving <b>B</b> Non-Relieving <b>N</b>	<b>Adjustment</b> N <b>Non-Rising Knob</b> T <b>T-Handle</b>	<b>Mounting</b> P <b>Plastic Panel Mount Nut</b>	
<b>Adjustment Range</b>							
<b>With Round Gauge</b>							
<b>Z</b> 30 psig; 2 bar; 0.2 MPa							
<b>M</b> 60 psig; 4 bar; 0.4 MPa							
<b>G</b> 125 psig; 8 bar; 0.8 MPa							
<b>J</b> 250 psig; 17 bar; 1.7 MPa							
<b>Without Gauge</b>							
<b>Y</b> 30 psig; 2 bar; 0.2 MPa							
<b>L</b> 60 psig; 4 bar; 0.4 MPa							
<b>N</b> 125 psig; 8 bar; 0.8 MPa							
<b>H</b> 250 psig; 17 bar; 1.7 MPa							
* Regulator comes with gauge respective to the adjustment range selected.							

Most Popular



**Material Specifications**

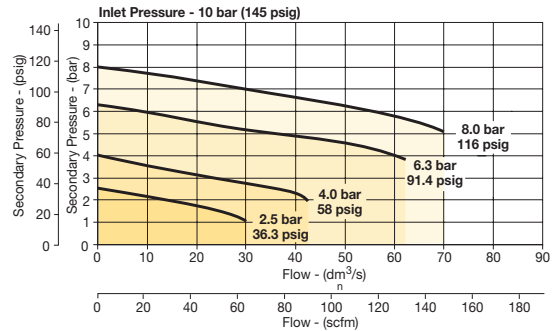
Body	Aluminum
Adjustment knob	Acetal
Bonnet	Glass-filled nylon
Diaphragm assembly	Nitrile / zinc
Valve assembly	Brass / nitrile
Springs	Steel, stainless steel
Seals	Nitrile
Panel nut	Acetal

**Repair and Service Kits**

Panel mount nut - aluminum	<b>P32KA00MM</b>
Panel mount nut - plastic	<b>P32KA00MP</b>
Angle bracket (attaches via panel nut)	<b>P32KB00MR</b>
T-bracket with body connector	<b>P32KA00MT</b>
T-bracket	<b>P32KA00MB</b>
Body connector	<b>P32KA00CB</b>

**Flow Charts**

**P32HB Common Port Regulator**



**⚠ WARNING**

**Product rupture can cause serious injury.  
Do not connect regulator to bottled gas.  
Do not exceed Maximum primary pressure rating.**

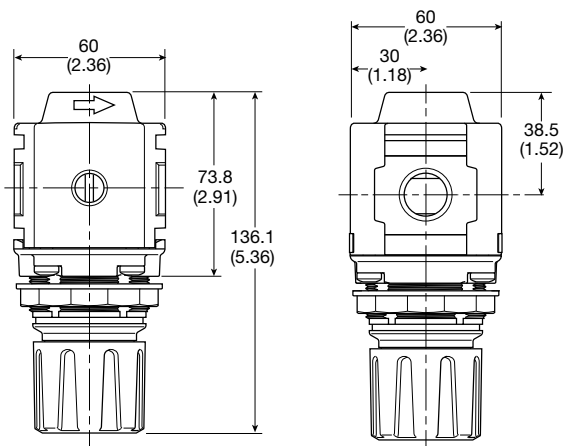
**CAUTION:**

**REGULATOR PRESSURE ADJUSTMENT** – The working range of knob adjustment is designed to permit outlet pressures within their full range. Pressure adjustment beyond this range is also possible because the knob is not a limiting device. This is a common characteristic of most industrial regulators, and limiting devices may be obtained only by special design. For best performance, regulated pressure should always be set by increasing the pressure up to the desired setting.

**Gauges**

50mm (2") round	0-60 psig / 0-4 bar	<b>P6G-ERB2040</b>
1/4" center back mount	0-160 psig / 0-10 bar	<b>P6G-ERB2110</b>
	0-300 psig / 0-20 bar	<b>P6G-ERB2200</b>

For best performance, regulated pressure should always be set by increasing the pressure up to the desired setting.



mm (Inches)

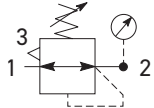
**NOTE:** 1.90 in. (48mm) hole required for panel nut mounting.

**Most Popular**

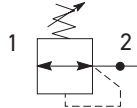


## P33 Regulators – Standard

- Integral 1/2" or 3/4" ports (NPT & BSPP)
- Robust but lightweight aluminum construction
- Secondary pressure ranges
- Secondary aspiration plus balanced poppet provides quick response and accurate pressure regulation
- Relieving & non-relieving types
- Non-rising knob



Self relieving regulator with gauge



Non-relieving regulator

Port Size	Description (relieving)	Gauge	Part Number
1/2"	125 psig (8 bar)	None	<b>P33RA14BNGP</b>
3/4"	125 psig (8 bar)	None	<b>P33RA16BNGP</b>

### Operating Information

Flow capacity\*:  
1/2, 3/4 233 scfm (110 dm<sup>3</sup>/s, ANR)

Operating temperature: -13°F to 150°F (-25°C to 65.5°C)

Supply pressure (max): 300 psig (20 bar)

Adjusting range pressure:  
0 to 30 psig (0 to 2 bar)  
0 to 60 psig (0 to 4 bar)  
0 to 125 psig (0 to 8 bar)  
0 to 250 psig (0 to 17 bar)

Gauge port (2 each): 1/4 NPT, BSPP, BSPT

Weight: 1.37 lb (0.62 kg)

\* Inlet pressure 145 psig (10 bar). Secondary pressure 91.3 psig (6.3 bar) and 14.5 psig (1 bar) pressure drop.

### Ordering Information:

<b>P33RA</b>	<b>1</b>	<b>6</b>	<b>B</b>	<b>N</b>	<b>G</b>	<b>P</b>
<b>Basic Series</b> Global Modular Standard Regulator P33RA	<b>Thread Type</b> BSPP 1 NPT 9	<b>Port Size</b> 1/2 4 3/4 6	<b>Relief</b> Relieving B Non-Relieving N Reverse Flow-Relieving R	<b>Adjustment</b> Non-Rising Knob N	<b>Adjustment Range</b> <b>With Round Gauge</b> Z 30 psig; 2 bar; 0.2 MPa M 60 psig; 4 bar; 0.4 MPa G 125 psig; 8 bar; 0.8 MPa J 250 psig; 17 bar; 1.7 MPa <b>Without Gauge</b> Y 30 psig; 2 bar; 0.2 MPa L 60 psig; 4 bar; 0.4 MPa N 125 psig; 8 bar; 0.8 MPa H 250 psig; 17 bar; 1.7 MPa	<b>Mounting</b> P Plastic Panel Mount Nut

Most Popular



**Material Specifications**

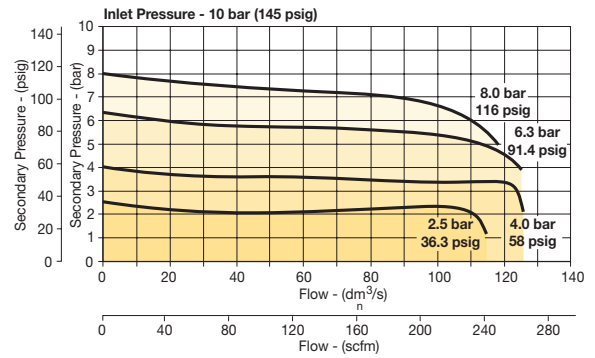
Body	Aluminum
Adjustment knob	Acetal
Body cap	ABS
Bonnet	Glass-filled nylon
Diaphragm assembly	Nitrile / zinc
Valve assembly	Brass / nitrile
Springs	Steel, stainless steel
Seals	Nitrile
Panel nut	Acetal

**Repair and Service Kits**

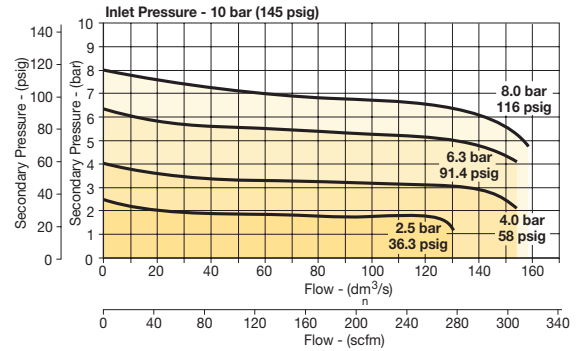
Panel mount nut - aluminum	<b>P33KA00MM</b>
Panel mount nut - plastic	<b>P33KA00MP</b>
Angle bracket (attaches via panel nut)	<b>P33KA00MR</b>
T-bracket with body connector	<b>P32KA00MT</b>
T-bracket	<b>P32KA00MB</b>
Body connector	<b>P32KA00CB</b>

**Flow Charts**

**P33RA 1/2" Regulator**



**P33RA 3/4" Regulator**

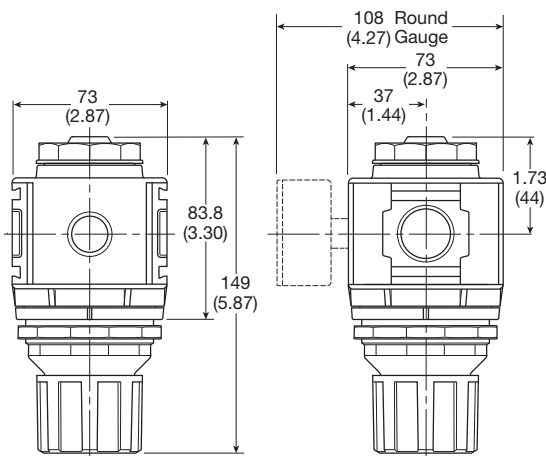


**WARNING**

Product rupture can cause serious injury.  
Do not connect regulator to bottled gas.  
Do not exceed Maximum primary pressure rating.

**CAUTION:**

**REGULATOR PRESSURE ADJUSTMENT** - The working range of knob adjustment is designed to permit outlet pressures within their full range. Pressure adjustment beyond this range is also possible because the knob is not a limiting device. This is a common characteristic of most industrial regulators, and limiting devices may be obtained only by special design. For best performance, regulated pressure should always be set by increasing the pressure up to the desired setting.



mm (Inches)

NOTE: 2.40 in. (61mm) hole required for panel nut mounting.

**Gauges**

50mm (2") round	0-60 psig / 0-4 bar	<b>P6G-ERB2040</b>
1/4" center back mount	0-160 psig / 0-10 bar	<b>P6G-ERB2110</b>
	0-300 psig / 0-20 bar	<b>P6G-ERB2200</b>

For best performance, regulated pressure should always be set by increasing the pressure up to the desired setting.

**Most Popular**



## P31P & P32P Proportional Regulators

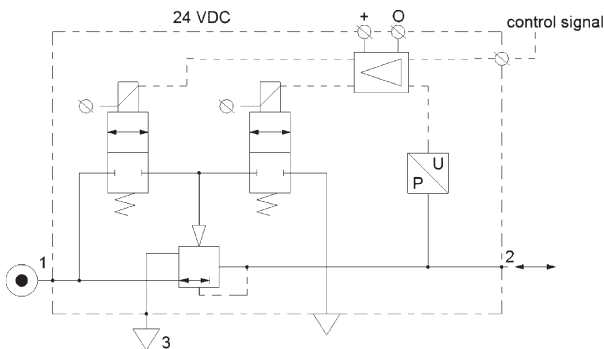
- Very fast response times
- Accurate output pressure
- Parameter settings
- Selectable I/O parameters
- Quick, full flow exhaust
- LED display indicates output pressure
- No air consumption in steady state
- Multiple mounting options
- Protection to IP65



P31P Series  
Bottom exhaust



P32P Series  
Bottom exhaust



Port Size	Description	Part Number
1/4"	145 psig (0-10 bar), NC 0-10V	<b>P31PA12AD2VD1A</b>
1/2"	145 psig (0-10 bar), NC 0-10V	<b>P32PA14AD2VD1A</b>

### Operating Information

Flow capacity*:	P31P	40 scfm (19 dm <sup>3</sup> /s, ANR)
	P32P	120 scfm (57 dm <sup>3</sup> /s, ANR)
Temperature range:	32°F to 122°F (0°C to 50°C)	
Supply pressure (max):	36.3 psig (2.5 bar)	
	10 bar unit: 152 psig (10.5 bar)	
Operating pressure (min):	P2 pressure + 7.3 psig (0.5 bar)	
Working medium:	Compressed air or inert gasses, filtered to 40µ	
Pressure range:	0 to 30 psig (0 to 2 bar)	
	0 to 145 psig (0 to 10 bar)	
Weight:	P31P	0.64 lb (0.291 kg)
	P32P	1.42 lb (0.645 kg)

\* Inlet pressure 91.3 psig (6.3 bar), inlet pressure and 4.9 psig (0.34 bar) pressure drop.

### Ordering Information:

Body Size		Thread Type		Power Supply		Control Signal		Input Connector	
Global Modular Mini (1/4")	P31PA	BSPP	1	2	24 volts	V	0-10V <sup>‡</sup>	1	M12 (4-pin)
Global Modular Compact (1/2")	P32PA	NPT	9			A	4-20mA		
Port Size		Version		Pressure Range		Output Signal			
Global Modular Mini (1/4")	2	Bottom Ported Exhaust (NC)	A	Z	0 - 2 bar (0-29 PSIG)	D	Digital, PNP		
Global Modular Compact (1/2")	4	Bottom Ported Forced Exhaust (NO) <sup>†</sup>	E	S	0 - 7 Bar (0-101 PSIG)	P	PNP or 0-10V		
				D	0 - 10 bar (0-145 PSIG)	N	NPN or 0-10V		
						M	4-20mA Fixed		

<sup>‡</sup> Factory setting is 0-10 V control signal. 4-20 mA control signal available via parameter 4 on keypad.

D) Digital PNP output only, no analog output selectable  
 P) Digital PNP and analogue 0-10V outputs selectable, by means of parameter 6. (Factory default 0-10V)  
 N) Digital NPN and analog 0-10 V outputs selectable by means of parameter 6. Factory default 0-10V)  
 M) Analog 4-20mA output only.  
 Note: On all analog outputs the F.S. value can be adjusted by means of parameter 8.

### Most Popular



**Technical Information**

**Accuracy**

+/- 1.0% of F.S.\*

\* Full scale (F.S.) - For 2 bar (29 psig) versions this will be 2 bar (29 psig), for the 10 bar (145 psig) version full scale will be 10 bar (145 psig).

**Air consumption**

No consumption in stable regulated situation.

**Display**

The regulator is provided with a digital display, indicating the output pressure, either in bar or psig. The factory setting is as indicated on the label, can be changed through to software at all times (parameter 14)

**Supply voltage**

24 VDC +/- 10%

**Power consumption**

Max. 1.1W with unloaded signal outputs

**Control signals**

The electronic pressure regulator can be externally controlled through an analogue control signal of either 0-10V or 4-20mA. (parameter 4).

**Output signals**

As soon as the output pressure is within the signal band a signal is given of 24VDC, PNP Ri = 1 kOhm Outside the signal band this connection is 0V.

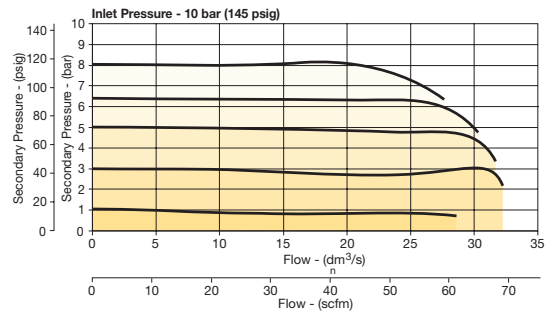
**Connections**

(In case of output signal (Option D)  
Central M12 connector 4-pole  
The electrical connections are as follows:

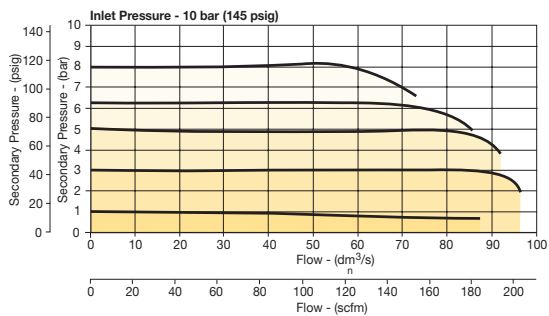
Pin No.	Function	Color	
1	24 V	Supply	Brown
2	0 to 10 V	Control Signal Ri = 100k Ω	White
	4 to 20mA	Control Signal Ri = 500 Ω	
3	0 V (GND)	Supply & Set Point Ground	Blue
4	24 V	Alarm Output Signal	Black

**Flow Charts**

**P31P Regulator 1/4" Ports**



**P32P Regulator 1/2" Ports**



**Degree of protection:** IP65

**EU conformity**

CE: standard  
EMC: according to directive 89/336/EEC  
This pressure regulator is in accordance with:

- EN 61000-6-1:2001
- EN 61000-6-2:2001
- EN 61000-6-3:2001
- EN 61000-6-4:2001

**Mounting position**

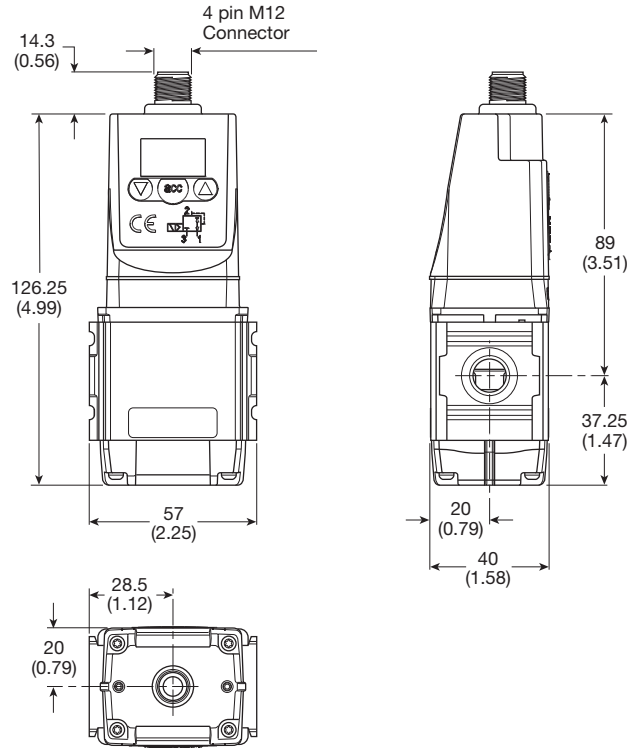
Preferably vertical, with the cable gland on top.

**Materials: P31P & P32P**

Magnet core	Steel
Solenoid valve poppet	FPM
Solenoid valve housing	Techno polymer
Regulator body (P31P & P32P versions)	Aluminum
Regulator top housing	Nylon
Valve head	Brass & NBR
Remaining seals	NBR

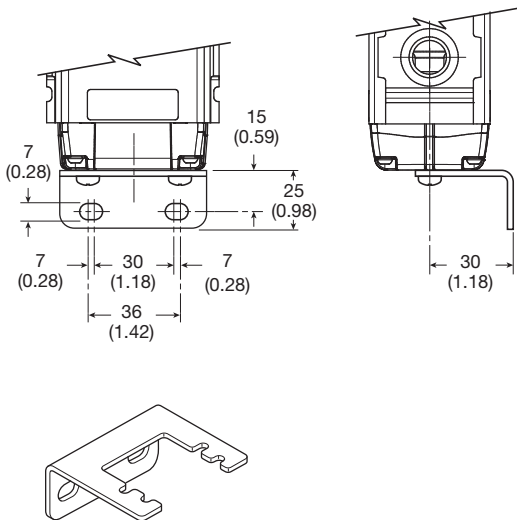
**P31P**

Dimensions inches (mm)



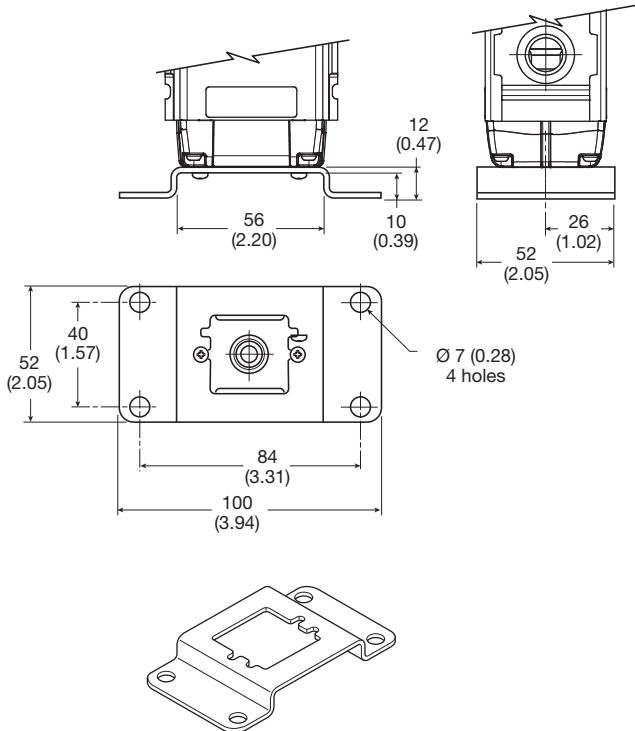
**L-Bracket**

**P3HKA00ML**



**Foot Bracket**

**P3HKA00MC**



**Cables**

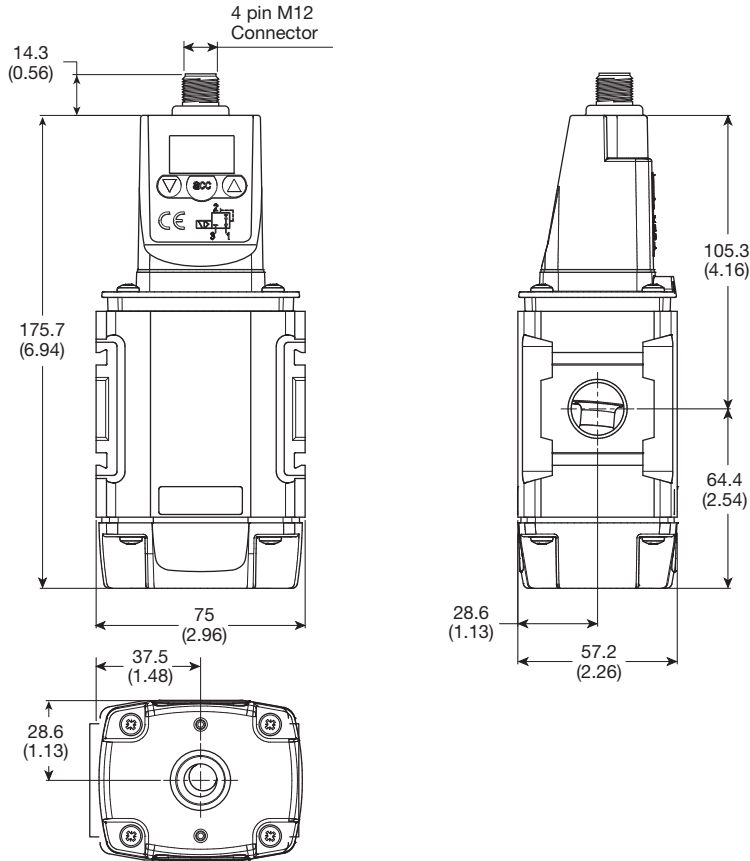
Description	Part Number
2 mtr. cable with moulded straight M12x1 connector	<b>CB-M12-4P-2M</b>

**Most Popular**



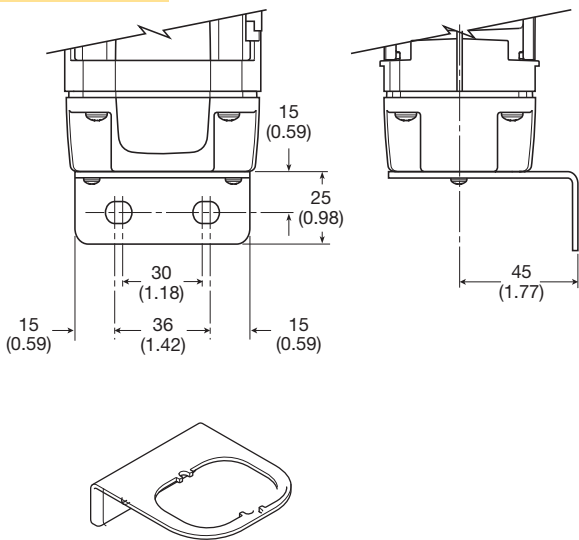
**P32P**

Dimensions inches (mm)



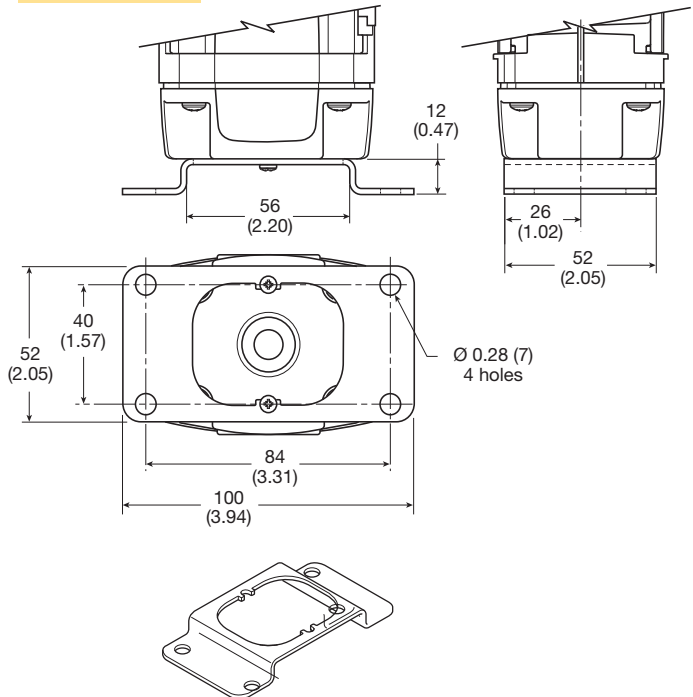
**L-Bracket**

**P3KKA00ML**



**Foot Bracket**

**P3KKA00MC**



**Cables**

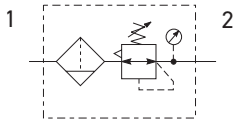
Description	Part Number
2 mtr. cable with moulded straight M12x1 connector	<b>CB-M12-4P-2M</b>

**Most Popular**



## P31 Filter / Regulators - Mini

- Integral 1/4" ports (NPT & BSPP)
- High efficiency 5 micron element as standard
- Excellent water removal efficiency
- Robust but lightweight aluminum construction
- Positive bayonet latch to ensure correct & safe fitting
- Secondary pressure ranges
- Secondary aspiration plus balanced poppet provides quick response and accurate pressure regulation



Port Size	Description (relieving)	Bowl / Drain Type †	Part Number
1/4"	125 psig (8 bar)	Poly / Manual	<b>P31EB12EGMBNTP</b>
1/4"	125 psig (8 bar)	Poly / Pulse	<b>P31EB12EGBBNTP</b>
1/4"	125 psig (8 bar)	Metal / Manual	<b>P31EB12EMMBNTP</b>
1/4"	125 psig (8 bar)	Metal / Pulse	<b>P31EB12EMBBNTP</b>

† For polycarbonate bowl, see caution in Engineering Section A.

### Operating Information

Flow capacity*:	1/4	73 scfm (35 dm <sup>3</sup> /s, ANR)
Operating temperature‡:		
Plastic bowl		14°F to 125°F (-10°C to 52°C)
Metal bowl		14°F to 150°F (-10°C to 65.5°C)
Supply pressure (max):		
Plastic bowl		150 psig (10 bar)
Metal bowl		250 psig (17 bar)
Standard filtration		5 micron
Useful retention†:		0.4 US oz. (12 cm <sup>3</sup> )
Adjusting range pressure:		0 to 30 psig (0 to 2 bar) 0 to 60 psig (0 to 4 bar) 0 to 125 psig (0 to 8 bar) 0 to 250 psig (0 to 17 bar)
Weight:		0.42 lb (0.19 kg)

\* Inlet pressure 145 psig (10 bar). Secondary pressure 91.3 psig (6.3 bar) and 14.5 psig (1 bar) pressure drop.

\*\*Non-gauge option only.

‡ Units with square gauges: 5°F to 150°F (-15°C to 65.5°C)

† Useful retention refers to volume below the quiet zone baffle.

Gauge supplied with every part. Gauge can be installed on the front or back of the regulator. If no gauge is installed, both seal screws must be installed.

### Ordering Information:

P31EB		1	2	E	G	M	B	N	T	P							
<b>Basic Series</b>	Global Modular Mini Filter / Regulator	<b>Thread Type</b>	BSPP 1 NPT 9	<b>Element</b>	5µ Element E	<b>Port Size</b>	1/4 2	<b>Bowl Type</b>	Poly Bowl with Bowl Guard G Metal Bowl without Sight Gauge M	<b>Drain Type</b>	Pulse Drain B Manual Drain M	<b>Adjustment</b>	Non-Rising Knob N	<b>Relief</b>	Relieving B Non-Relieving N	<b>Mounting</b>	Plastic Panel Mount Nut P
											<b>Adjustment Range</b>						
											<b>With Square Gauge</b>						
											psig (NPT Ports)	Bar (BSPP Ports)					
											1 = 30*	V = 2*					
											3 = 60	S = 4					
											5 = 125	T = 8					
											7 = 232	W = 16					

\* Regulator comes with gauge respective to the adjustment range selected.

### Most Popular



**Material Specifications**

Body	Aluminum
Adjustment knob	Acetal
Body cap	ABS
Bonnet	Glass-filled nylon
Plastic bowl	Polycarbonate
Metal bowl	Aluminum
Bowl guard	Nylon
Filter element	Polyethylene
Seals	Nitrile
Springs	Steel
Valve assembly	Acetal/ Nitrile
Diaphragm assembly	Stainless Steel / Nitrile
Panel nut	Acetal

**WARNING**

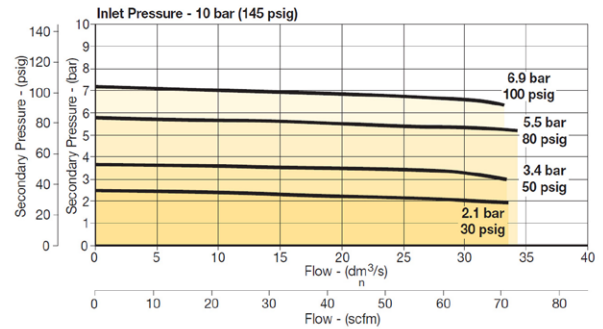
**Product rupture can cause serious injury.  
Do not connect regulator to bottled gas.  
Do not exceed Maximum primary pressure rating.**

**CAUTION:**

**REGULATOR PRESSURE ADJUSTMENT** - The working range of knob adjustment is designed to permit outlet pressures within their full range. Pressure adjustment beyond this range is also possible because the knob is not a limiting device. This is a common characteristic of most industrial regulators, and limiting devices may be obtained only by special design. For best performance, regulated pressure should always be set by increasing the pressure up to the desired setting.

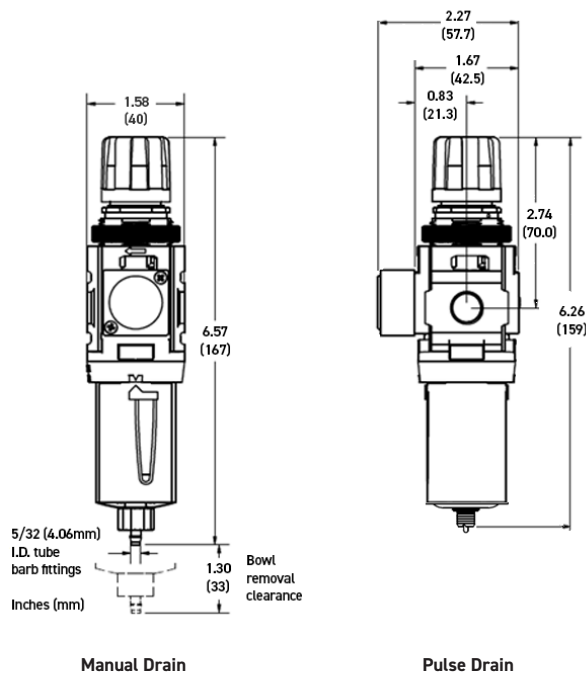
**Flow Charts**

**P31EB 1/4" Filter / Regulator**



**Repair and Service Kits**

Plastic bowl / bowl guard manual drain	<b>P31KB00BGM</b>
Plastic bowl / bowl guard pulse drain	<b>P31KB00BGB</b>
Metal bowl / w/o sight gauge pulse drain	<b>P31KB00BMB</b>
5µ particle filter element	<b>P31KA00ESE</b>
Panel mount nut - aluminum	<b>P31KA00MM</b>
Panel mount nut - plastic	<b>P31KA00MP</b>
Angle bracket (attaches via panel nut)	<b>P31KB00MR</b>
C-bracket (fits to body)	<b>P31KA00MW</b>
T-bracket with body connector	<b>P31KA00MT</b>
Body connector	<b>P31KA00CB</b>



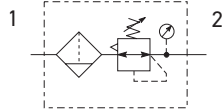
Square gauge supplied with every part. Gauge can be installed on the front or back of the regulator. If no gauge is installed, both seal screws must be installed.

**Most Popular**



## P32 Filter / Regulators – Compact

- Integral 1/4", 3/8" or 1/2" ports (NPT & BSPP)
- High efficiency 5 micron element as standard
- Excellent water removal efficiency
- Robust but lightweight aluminum construction
- Positive bayonet latch to ensure correct & safe fitting
- Secondary pressure ranges
- Secondary aspiration plus balanced poppet provides quick response and accurate pressure regulation



Port Size	Description (relieving)	Bowl / Drain Type †	Part Number
1/4"	125 psig (8 bar)	Poly / Manual	<b>P32EB12EGMBNGP</b>
1/4"	125 psig (8 bar)	Poly / Auto	<b>P32EB12EGABNGP</b>
1/4"	125 psig (8 bar)	Metal / Manual	<b>P32EB12ESMBNGP</b>
1/4"	125 psig (8 bar)	Metal / Auto	<b>P32EB12ESABNGP</b>
3/8"	125 psig (8 bar)	Poly / Manual	<b>P32EB13EGMBNGP</b>
3/8"	125 psig (8 bar)	Poly / Auto	<b>P32EB13EGABNGP</b>
3/8"	125 psig (8 bar)	Metal / Manual	<b>P32EB13ESMBNGP</b>
3/8"	125 psig (8 bar)	Metal / Auto	<b>P32EB13ESABNGP</b>
1/2"	125 psig (8 bar)	Poly / Manual	<b>P32EB14EGMBNGP</b>
1/2"	125 psig (8 bar)	Poly / Auto	<b>P32EB14EGABNGP</b>
1/2"	125 psig (8 bar)	Metal / Manual	<b>P32EB14ESMBNGP</b>
1/2"	125 psig (8 bar)	Metal / Auto	<b>P32EB14ESABNGP</b>

† For polycarbonate bowl, see caution in Engineering Section A.

### Operating Information

Flow capacity*:	1/4	148 scfm (70 dm <sup>3</sup> /s, ANR)
	3/8	158 scfm (75 dm <sup>3</sup> /s, ANR)
	1/2	164 scfm (77 dm <sup>3</sup> /s, ANR)
Operating temperature:	Plastic bowl	-13°F to 125°F (-25°C to 52°C)
	Metal bowl	-13°F to 150°F (-25°C to 65.5°C)
Supply pressure (max):	Plastic bowl	150 psig (10 bar)
	Metal bowl	250 psig (17 bar)
Standard filtration:		5 micron
Useful retention†:		1.7 US oz. (51 cm <sup>3</sup> )
Adjusting range pressure:		0 to 30 psig (0 to 2 bar)
		0 to 60 psig (0 to 4 bar)
		0 to 125 psig (0 to 8 bar)
		0 to 250 psig (0 to 17 bar)
Gauge port (2 each):		1/4 NPT, BSPP, BSPT
Weight:		1.17 lb (0.53 kg)

\* Inlet pressure 145 psig (10 bar). Secondary pressure 91.3 psig (6.3 bar) and 14.5 psig (1 bar) pressure drop.

† Useful retention refers to volume below the quiet zone baffle.

### Ordering Information:

P32EB		1	4	E	G	M	B	N	G	P																					
<b>Basic Series</b>	Global Modular Compact Filter / Regulator	<b>Thread Type</b>	BSPP 1 NPT 9	<b>Element</b>	5µ Element E	<b>Port Size</b>	1/4 2 3/8 3 1/2 4	<b>Adjustment</b>	N Non-Rising Knob T T-Handle	<b>Mounting</b>	P Plastic Panel Mount Nut																				
		<b>Bowl Type</b>	Poly Bowl with Bowl Guard G Metal Bowl without Sight Gauge M Metal Bowl with Sight Gauge S			<b>Drain Type</b>	Manual Drain M Auto Drain A Flex Drain X	<b>Relief</b>	B Relieving N Non-Relieving	<b>Adjustment Range</b>	<table border="1"> <thead> <tr> <th colspan="2">With Round Gauge</th> </tr> </thead> <tbody> <tr> <td>Z</td> <td>30 psig; 2 bar; 0.2 MPa</td> </tr> <tr> <td>M</td> <td>60 psig; 4 bar; 0.4 MPa</td> </tr> <tr> <td>G</td> <td>125 psig; 8 bar; 0.8 MPa</td> </tr> <tr> <td>J<sup>§</sup></td> <td>250 psig; 17 bar; 1.7 MPa</td> </tr> <tr> <th colspan="2">Without Gauge</th> </tr> <tr> <td>Y</td> <td>30 psig; 2 bar; 0.2 MPa</td> </tr> <tr> <td>L</td> <td>60 psig; 4 bar; 0.4 MPa</td> </tr> <tr> <td>N</td> <td>125 psig; 8 bar; 0.8 MPa</td> </tr> <tr> <td>H<sup>§</sup></td> <td>250 psig; 17 bar; 1.7 MPa</td> </tr> </tbody> </table>	With Round Gauge		Z	30 psig; 2 bar; 0.2 MPa	M	60 psig; 4 bar; 0.4 MPa	G	125 psig; 8 bar; 0.8 MPa	J <sup>§</sup>	250 psig; 17 bar; 1.7 MPa	Without Gauge		Y	30 psig; 2 bar; 0.2 MPa	L	60 psig; 4 bar; 0.4 MPa	N	125 psig; 8 bar; 0.8 MPa	H <sup>§</sup>	250 psig; 17 bar; 1.7 MPa
With Round Gauge																															
Z	30 psig; 2 bar; 0.2 MPa																														
M	60 psig; 4 bar; 0.4 MPa																														
G	125 psig; 8 bar; 0.8 MPa																														
J <sup>§</sup>	250 psig; 17 bar; 1.7 MPa																														
Without Gauge																															
Y	30 psig; 2 bar; 0.2 MPa																														
L	60 psig; 4 bar; 0.4 MPa																														
N	125 psig; 8 bar; 0.8 MPa																														
H <sup>§</sup>	250 psig; 17 bar; 1.7 MPa																														

\* Regulator comes with gauge respective to the adjustment range selected.  
 § Not available with poly bowl with bowl guard.

Most Popular



**Material Specifications**

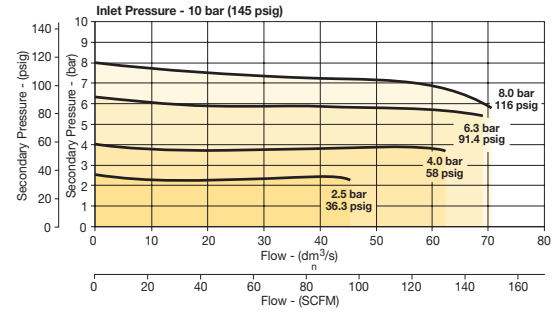
Body	Aluminum
Adjustment knob	Acetal
Element retainer / baffle	Acetal
Plastic bowl	Polycarbonate
Metal bowl	Aluminum
Bowl guard	Nylon
Filter element	Sintered polyethylene
Seals	Nitrile
Springs	Steel, stainless steel
Valve assembly	Brass / nitrile
Diaphragm assembly	Nitrile / zinc
Panel nut	Acetal
Sight gauge	Nylon

**Repair and Service Kits**

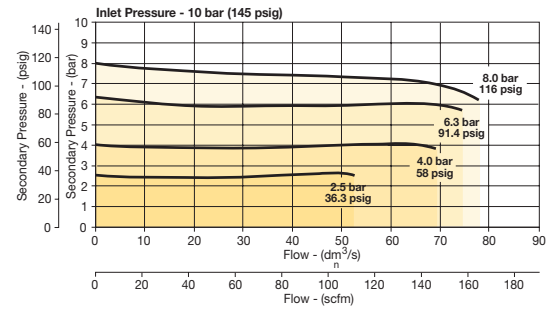
Plastic bowl / bowl guard manual drain	<b>P32KB00BGM</b>
Metal bowl / sight gauge manual drain	<b>P32KB00BSM</b>
Auto drain	<b>P32KA00DA</b>
5µ particle filter element	<b>P32KA00ESE</b>
Panel mount nut - aluminum	<b>P32KA00MM</b>
Panel mount nut - plastic	<b>P32KA00MP</b>
Angle bracket (fits to panel mount threads)	<b>P32KB00MR</b>
T-bracket (fits to body connector)	<b>P32KA00MB</b>
T-bracket with body connector	<b>P32KA00MT</b>
Body connector	<b>P32KA00CB</b>

**Flow Charts**

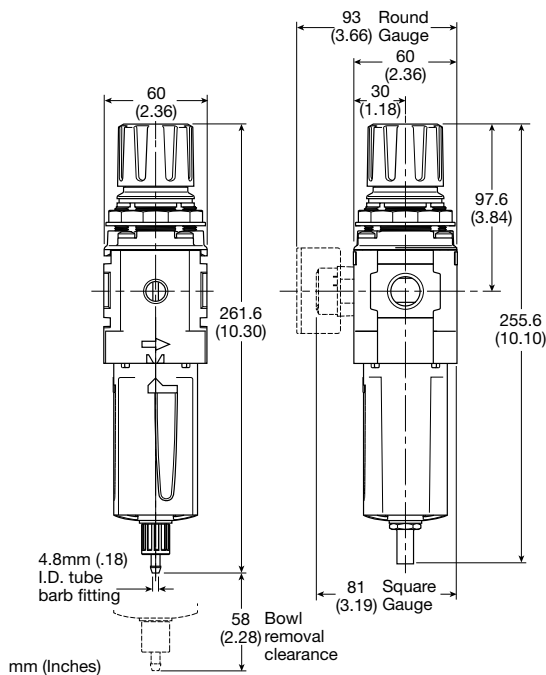
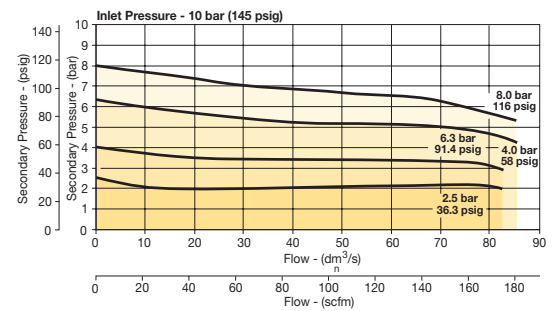
**P32EB 1/4" Filter / Regulator**



**P32EB3/8" Filter/Regulator**



**P32EB 1/2" Filter/Regulator**



Manual Drain

Automatic Drain

**⚠ WARNING**

**Product rupture can cause serious injury.  
Do not connect regulator to bottled gas.  
Do not exceed Maximum primary pressure rating.**

**CAUTION:**

**REGULATOR PRESSURE ADJUSTMENT** – The working range of knob adjustment is designed to permit outlet pressures within their full range. Pressure adjustment beyond this range is also possible because the knob is not a limiting device. This is a common characteristic of most industrial regulators, and limiting devices may be obtained only by special design. For best performance, regulated pressure should always be set by increasing the pressure up to the desired setting.

**Gauges**

50mm (2") round	0-60 psig / 0-4 bar	<b>P6G-ERB2040</b>
1/4" center back mount	0-160 psig / 0-14 bar	<b>P6G-ERB2140</b>
	0-300 psig / 0-20 bar	<b>P6G-ERB2200</b>

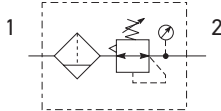
For best performance, regulated pressure should always be set by increasing the pressure up to the desired setting.

**Most Popular**



## P33 Filter / Regulators – Standard

- Integral 1/2" or 3/4" ports (NPT & BSPP)
- High efficiency 5 micron element as standard
- Excellent water removal efficiency
- Robust but lightweight aluminum construction
- Positive bayonet latch to ensure correct & safe fitting
- Secondary pressure ranges
- Secondary aspiration plus balanced poppet provides quick response and accurate pressure regulation



Port Size	Description / Relieving	Bowl / Drain Type †	Part Number
1/2"	125 psig (8 bar)	Poly / Manual	<b>P33EA14EGMBNGP</b>
1/2"	125 psig (8 bar)	Poly / Auto	<b>P33EA14EGABNGP</b>
1/2"	125 psig (8 bar)	Metal / Manual	<b>P33EA14ESMBNGP</b>
1/2"	125 psig (8 bar)	Metal / Auto	<b>P33EA14ESABNGP</b>
3/4"	125 psig (8 bar)	Poly / Manual	<b>P33EA16EGMBNGP</b>
3/4"	125 psig (8 bar)	Poly / Auto	<b>P33EA16EGABNGP</b>
3/4"	125 psig (8 bar)	Metal / Manual	<b>P33EA16ESMBNGP</b>
3/4"	125 psig (8 bar)	Metal / Auto	<b>P33EA16ESABNGP</b>

† For polycarbonate bowl, see caution in Engineering Section A.

### Operating Information

Flow capacity*:	1/2	200 scfm (94 dm <sup>3</sup> /s, ANR)
	3/4	235 scfm (109 dm <sup>3</sup> /s, ANR)
Operating temperature:		
Plastic bowl		-13°F to 125°F (-25°C to 52°C)
Metal bowl		-13°F to 150°F (-25°C to 65.5°C)
Supply pressure (max):		
Plastic bowl		150 psig (10 bar)
Metal bowl		250 psig (17 bar)
Standard filtration:		5 micron
Useful retention†:		2.8 US oz. (85 cm <sup>3</sup> )
Adjusting range pressure:		0 to 30 psig (0 to 2 bar)
		0 to 60 psig (0 to 4 bar)
		0 to 125 psig (0 to 8 bar)
		0 to 250 psig (0 to 17 bar)
Gauge port (2 each):		1/4 NPT, BSPP, BSPT
Weight:		1.87 lb. (0.85 kg)
* Inlet pressure 145 psig (10 bar). Secondary pressure 91.3 psig (6.3 bar) and 14.5 psig (1 bar) pressure drop.		
† Useful retention refers to volume below the quiet zone baffle.		

### Ordering Information:

P33EA		1	6	E	G	M	B	N	G	P	
<b>Basic Series</b>	Global Modular Standard Filter / Regulator	<b>Thread Type</b>	BSPP 1 NPT 9	<b>Element</b>	5µ Element E	<b>Port Size</b>	1/2 4 3/4 6	<b>Adjustment</b>	N Non-Rising Knob	<b>Mounting</b>	P Plastic Panel Mount Nut
		<b>Bowl Type</b>						<b>Relief</b>	B Relieving N Non-Relieving	<b>Adjustment Range</b>	
								<b>Drain Type</b>	M Manual Drain A Auto Drain	<b>With Round Gauge</b>	
										Z 30 psig; 2 bar; 0.2 MPa	
										M 60 psig; 4 bar; 0.4 MPa	
										G 125 psig; 8 bar; 0.8 MPa	
										J <sup>§</sup> 250 psig; 17 bar; 1.7 MPa	
										<b>Without Gauge</b>	
										Y 30 psig; 2 bar; 0.2 MPa	
										L 60 psig; 4 bar; 0.4 MPa	
										N 125 psig; 8 bar; 0.8 MPa	
										H <sup>§</sup> 250 psig; 17 bar; 1.7 MPa	

§ Not available with poly bowl with bowl guard.

### Most Popular



**Material Specifications**

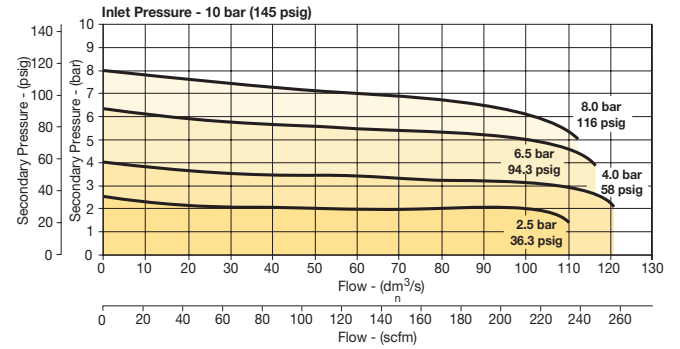
Body	Aluminum
Adjustment knob	Acetal
Body cap	ABS
Element retainer / baffle	Acetal
Plastic bowl	Polycarbonate
Metal bowl	Aluminum
Filter element	Sintered Polyethylene
Seals	Nitrile
Springs	Steel, stainless steel
Valve assembly	Brass / nitrile
Diaphragm assembly Nitrile / zinc	
Panel nut	Acetal
Sight gauge	Nylon

**Repair and Service Kits**

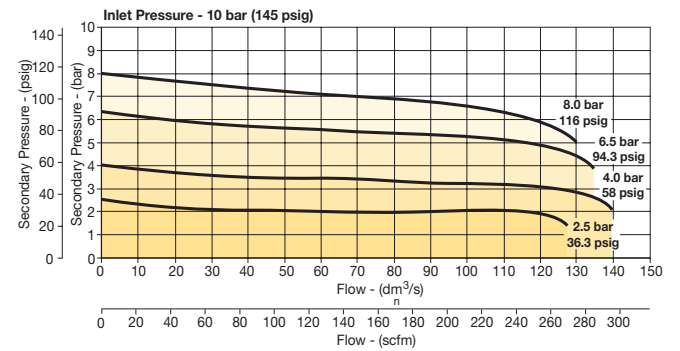
Plastic bowl / bowl guard, manual drain	<b>P33KA00BGM</b>
Metal bowl / sight gauge, manual drain	<b>P33KA00BSM</b>
Auto drain	<b>P32KA00DA</b>
5µ particle filter element	<b>P33KA00ESE</b>
Panel mount nut - Aluminum	<b>P33KA00MM</b>
Panel mount nut - Plastic	<b>P33KA00MP</b>
Angle bracket (fits to panel mount threads)	<b>P33KA00MR</b>
T-bracket (fits to body connector)	<b>P32KA00MB</b>
T-bracket with body connector	<b>P32KA00MT</b>
Body connector	<b>P32KA00CB</b>

**Flow Charts**

**P33EA 1/2" Filter / Regulator**



**P33EA 3/4" Filter/Regulator**



**WARNING**

Product rupture can cause serious injury.  
Do not connect regulator to bottled gas.  
Do not exceed Maximum primary pressure rating.

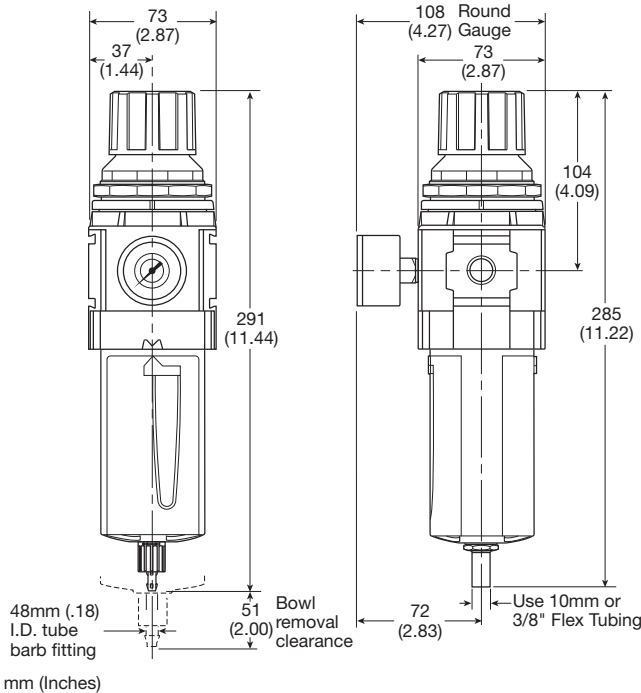
**CAUTION:**

**REGULATOR PRESSURE ADJUSTMENT** – The working range of knob adjustment is designed to permit outlet pressures within their full range. Pressure adjustment beyond this range is also possible because the knob is not a limiting device. This is a common characteristic of most industrial regulators, and limiting devices may be obtained only by special design. For best performance, regulated pressure should always be set by increasing the pressure up to the desired setting.

**Gauges**

50mm (2") round	0-60 psig / 0-4 bar	<b>P6G-ERB2040</b>
1/4" center back mount	0-160 psig / 0-14 bar	<b>P6G-ERB2140</b>
	0-300 psig / 0-20 bar	<b>P6G-ERB2200</b>

For best performance, regulated pressure should always be set by increasing the pressure up to the desired setting.



Manual Drain

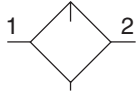
Automatic Drain

**Most Popular**



## P31 Lubricators - Mini

- Integral 1/4" ports (NPT & BSPP)
- Robust but lightweight aluminum construction
- Proportional oil delivery over a wide range of air flows
- Finger tip ratchet control for precise oil drip rate adjustment



Lubricator with drain

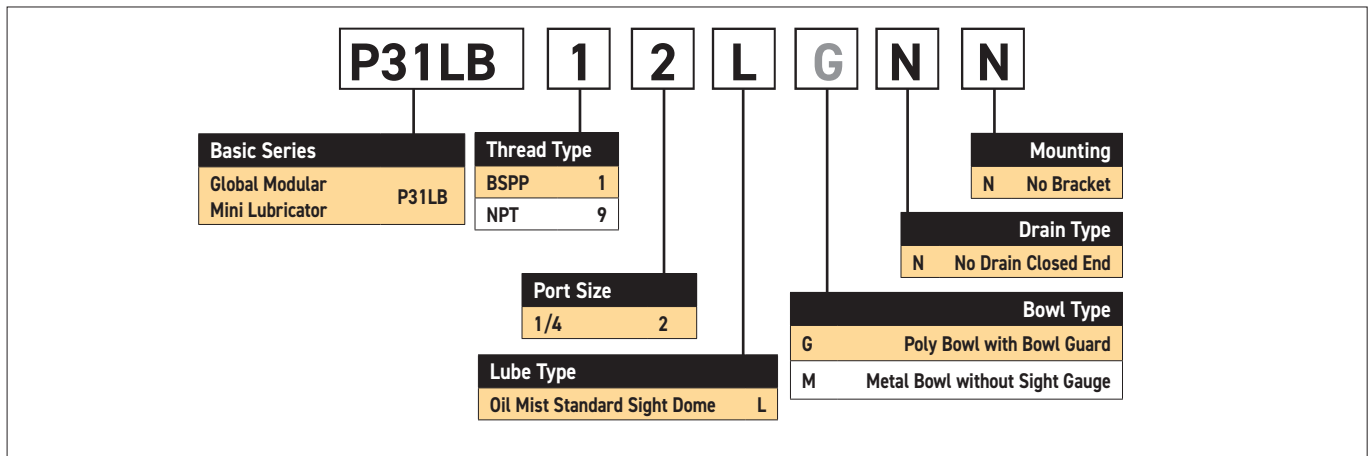
Port Size	Description †	Part Number
1/4"	Poly Bowl - No Drain	<b>P31LB12LGNN</b>
1/4"	Metal Bowl - No Drain	<b>P31LB12LMNN</b>

† For polycarbonate bowl, see caution in Engineering Section A.

### Operating Information

Flow capacity*:	
1/4	52 scfm (25 dm <sup>3</sup> /s, ANR)
Operating temperature:	
Plastic bowl	14°F to 125°F (-10°C to 52°C)
Metal bowl	14°F to 150°F (-10°C to 65.5°C)
Supply pressure (max):	
Plastic bowl	150 psig (10 bar)
Metal bowl	250 psig (17 bar)
Bowl capacity:	0.6 US oz. (18 cm <sup>3</sup> )
Weight:	0.29 lb (0.13 kg)
* Inlet pressure 91.3 psig (6.3 bar). Pressure drop 4.9 psig (0.34 bar).	

### Ordering Information:



#### Suggested Lubricant

Petroleum based oil of 100 to 200 SUS viscosity at 100°F (38°C) and an aniline point greater than 200°F (93°C)

(DO NOT USE OILS WITH ADDITIVES, COMPOUNDED OILS CONTAINING SOLVENTS, GRAPHITE, DETERGENTS, OR SYNTHETIC OILS.)

#### Most Popular

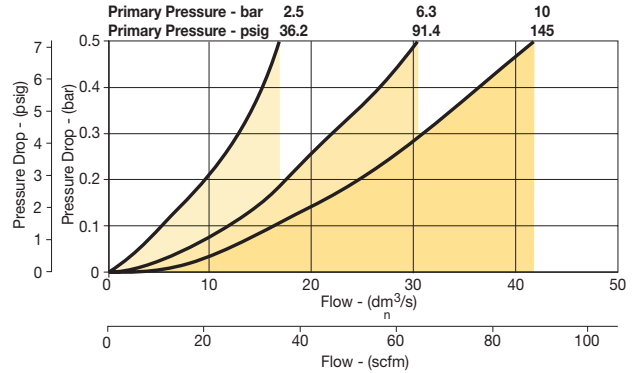


**Material Specifications**

Body	Aluminum
Body cap	ABS
Plastic bowl	Polycarbonate
Metal bowl	Aluminum
Seals	Nitrile
Sight dome	Polycarbonate
Suggested lubricant	ISO / ASTM VG32
Pick-up filter	Sintered bronze

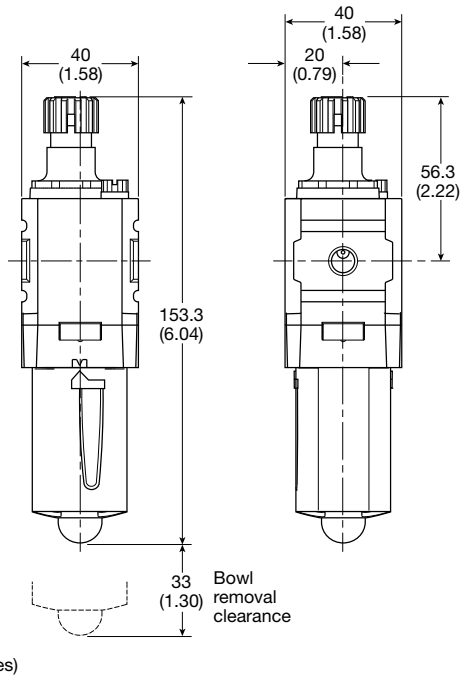
**Flow Charts**

**P31LB 1/4" Lubricator**



**Repair and Service Kits**

Plastic bowl / bowl guard no drain	<b>P31KB00BGN</b>
Metal bowl / w/o sight gauge no drain	<b>P31KB00BMN</b>
Drip control assembly	<b>P32KA00PG</b>
Fill plug	<b>P31KA00PL</b>
C-bracket (fits to body)	<b>P31KA00MW</b>
T-bracket with body connector	<b>P31KA00MT</b>
Body connector	<b>P31KA00CB</b>
Lubricator oil - VG32 - 1 litre	<b>P3YKA00PPBB</b>

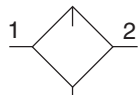


**Most Popular**



## P32 Lubricators – Compact

- Integral 1/4", 3/8" or 1/2" ports (NPT & BSPP)
- Robust but lightweight aluminum construction
- Proportional oil delivery over a wide range of air flows
- Finger tip ratchet control for precise oil drip rate adjustment
- Fill from top under system pressure



Lubricator with drain



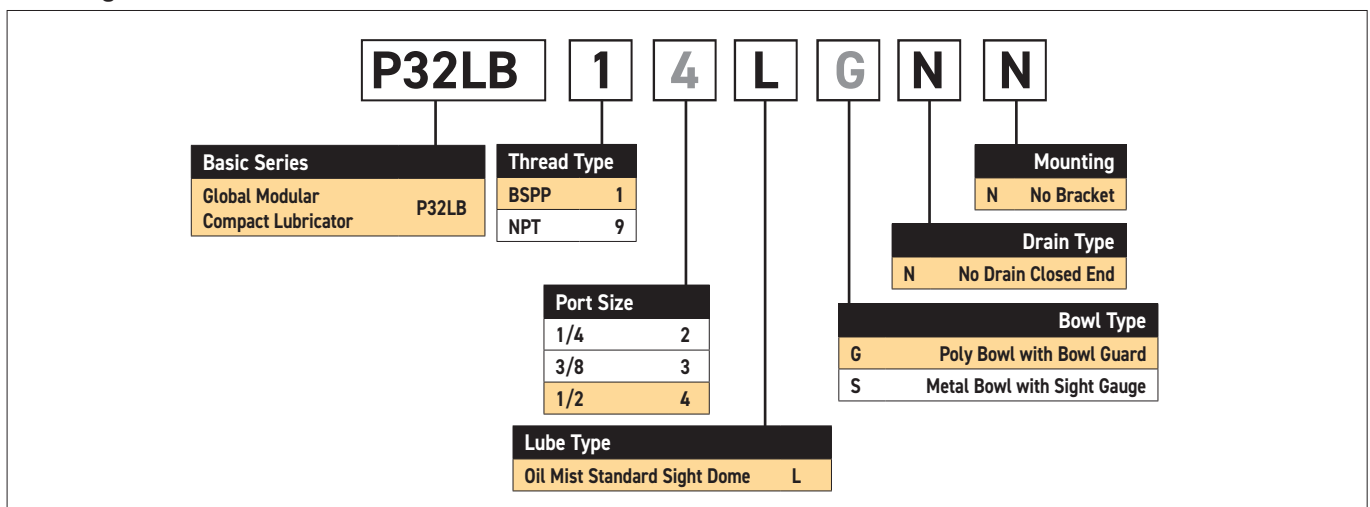
Port Size	Description ‡	Part Number
1/4"	Poly Bowl - No Drain	<b>P32LB12LGNN</b>
1/4"	Metal Bowl - No Drain	<b>P32LB12LSNN</b>
3/8"	Poly Bowl - No Drain	<b>P32LB13LGNN</b>
3/8"	Metal Bowl - No Drain	<b>P32LB13LSNN</b>
1/2"	Poly Bowl - No Drain	<b>P32LB14LGNN</b>
1/2"	Metal Bowl - No Drain	<b>P32LB14LSNN</b>

‡ For polycarbonate bowl, see caution in Engineering Section A.

### Operating Information

Flow capacity*:	
1/4"	38 scfm (17 dm <sup>3</sup> /s, ANR)
3/8"	70 scfm (33 dm <sup>3</sup> /s, ANR)
1/2"	90 scfm (42 dm <sup>3</sup> /s, ANR)
Operating temperature:	
Plastic bowl	14°F to 125°F (-10°C to 52°C)
Metal bowl	14°F to 150°F (-10°C to 65.5°C)
Supply pressure (max):	
Plastic bowl	150 psig (10 bar)
Metal bowl	250 psig (17 bar)
Bowl capacity:	4.09 US oz. (121 cm <sup>3</sup> )
Weight:	0.68 lb (0.31 kg)
* Inlet pressure 91.3 psig (6.3 bar). Pressure drop 4.9 psig (0.34 bar).	

### Ordering Information:



**Suggested Lubricant** .....  
 Petroleum based oil of 100 to 200 SUS viscosity at 100°F (38°C) and an aniline point greater than 200°F (93°C)  
 (DO NOT USE OILS WITH ADDITIVES, COMPOUNDED OILS CONTAINING SOLVENTS, GRAPHITE, DETERGENTS, OR SYNTHETIC OILS.)

### Most Popular

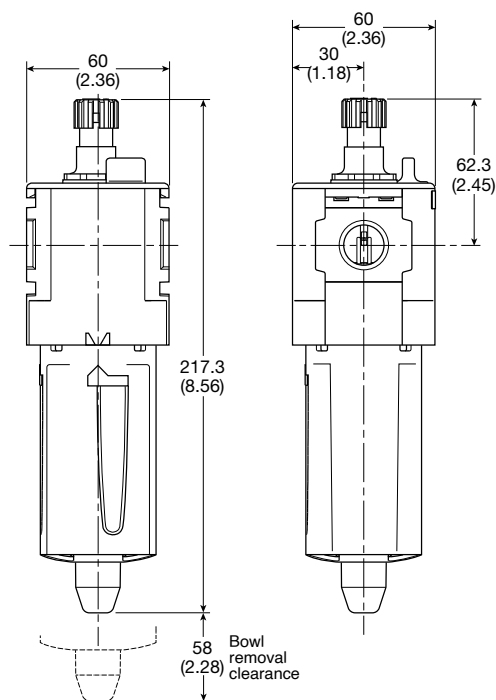


**Material Specifications**

Body	Aluminum
Body cap	ABS
Plastic bowl	Polycarbonate
Metal bowl	Aluminum
Seals	Nitrile
Sight dome	Polycarbonate
Sight gauge	Nylon
Suggested lubricant	ISO / ASTM VG32
Pick-up filter	Sintered bronze

**Repair and Service Kits**

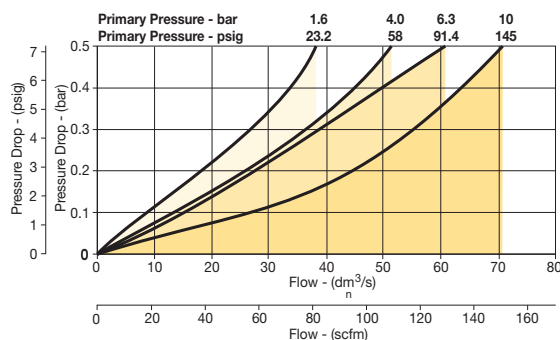
Plastic bowl / bowl guard no drain	<b>P32KB00BGN</b>
Metal bowl / w/o sight gauge no drain	<b>P32KB00BMN</b>
Metal bowl / Sight gauge no drain	<b>P32KB00BSN</b>
Drip control assembly	<b>P32KA00PG</b>
Fill plug	<b>P32KA00PL</b>
L-bracket (fits to body)	<b>P32KA00ML</b>
T-bracket (fits to body connector)	<b>P32KA00MB</b>
T-bracket with body connector	<b>P32KA00MT</b>
Body connector	<b>P32KA00CB</b>
Lubricator oil - VG32 - 1 litre	<b>P3YKA00PPBB</b>



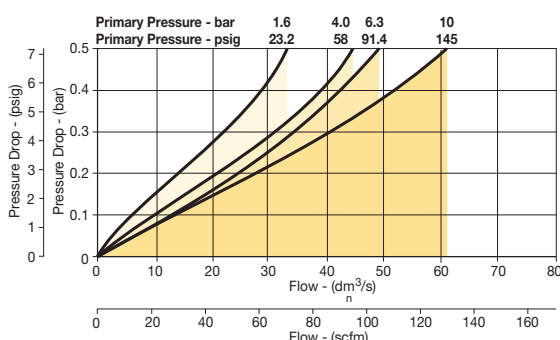
mm (Inches)

**Flow Charts**

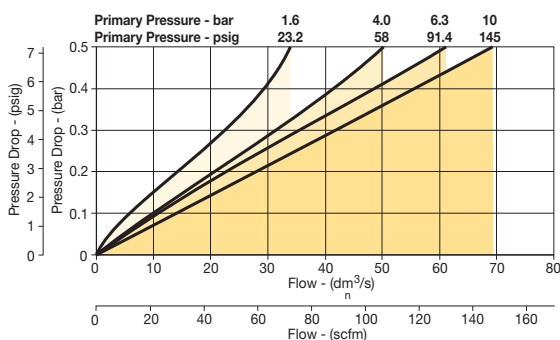
**P32LB 1/4" Lubricator**



**P32LB 3/8" Lubricator**



**P32LB 1/2" Lubricator**

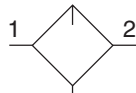


**Most Popular**



## P33 Lubricators – Standard

- Integral 1/2" or 3/4" ports (NPT & BSPP)
- Robust but lightweight aluminum construction
- Proportional oil delivery over a wide range of air flows
- Finger tip ratchet control for precise oil drip rate adjustment
- Fill from top under system pressure



Lubricator with drain

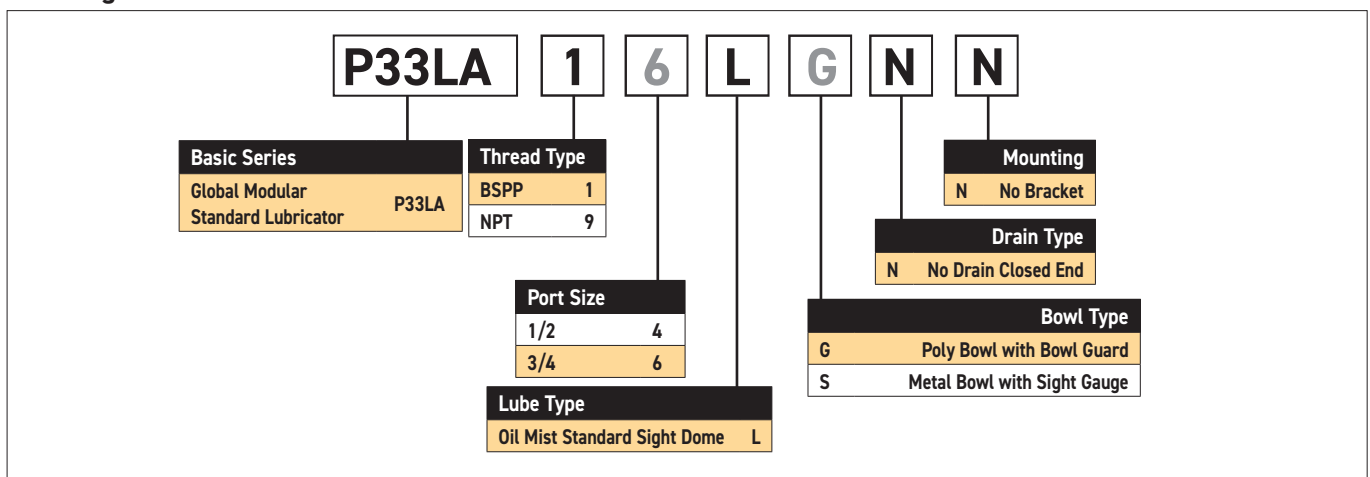
Port Size	Description †	Part Number
1/2"	Poly Bowl - No Drain	<b>P33LA14LGNN</b>
1/2"	Metal Bowl - No Drain	<b>P33LA14LSNN</b>
3/4"	Poly Bowl - No Drain	<b>P33LA16LGNN</b>
3/4"	Metal Bowl - No Drain	<b>P33LA16LSNN</b>

† For polycarbonate bowl, see caution in Engineering Section A.

### Operating Information

Flow capacity*:	
1/2	110 scfm (52 dm <sup>3</sup> /s, ANR)
3/4	150 scfm (71 dm <sup>3</sup> /s, ANR)
Operating temperature:	
Plastic bowl	14°F to 125°F (-10°C to 52°C)
Metal bowl	14°F to 150°F (-10°C to 65.5°C)
Supply pressure (max):	
Plastic bowl	150 psig (10 bar)
Metal bowl	250 psig (17 bar)
Bowl capacity:	6.1 US oz. (181 cm <sup>3</sup> )
Weight:	1.04 lb (0.47 kg)
* Inlet pressure 91.3 psig (6.3 bar). Pressure drop 4.9 psig (0.34 bar).	

### Ordering Information:



#### Suggested Lubricant

Petroleum based oil of 100 to 200 SUS viscosity at 100°F (38°C) and an aniline point greater than 200°F (93°C)

(DO NOT USE OILS WITH ADDITIVES, COMPOUNDED OILS CONTAINING SOLVENTS, GRAPHITE, DETERGENTS, OR SYNTHETIC OILS.)

#### Most Popular



**Material Specifications**

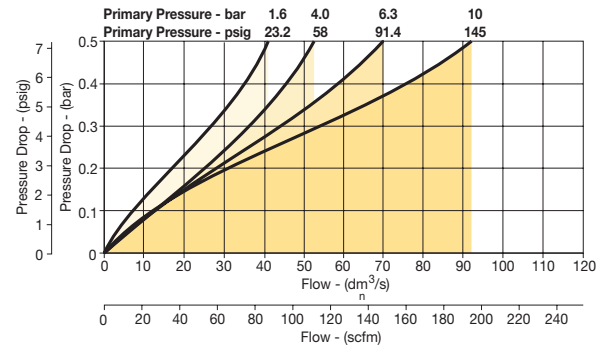
Body	Aluminum
Body cap	ABS
Plastic bowl	Polycarbonate
Metal bowl	Aluminum
Seals	Nitrile
Sight dome	Polycarbonate
Sight gauge	Nylon
Suggested lubricant	ISO / ASTM VG32
Pick-up filter	Sintered bronze

**Repair and Service Kits**

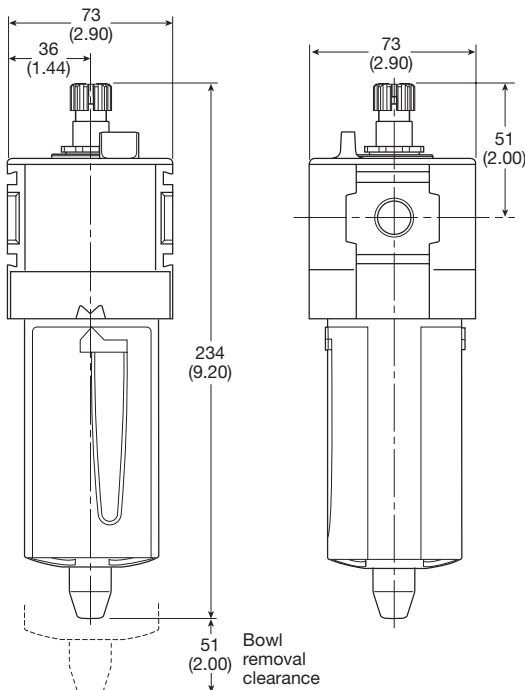
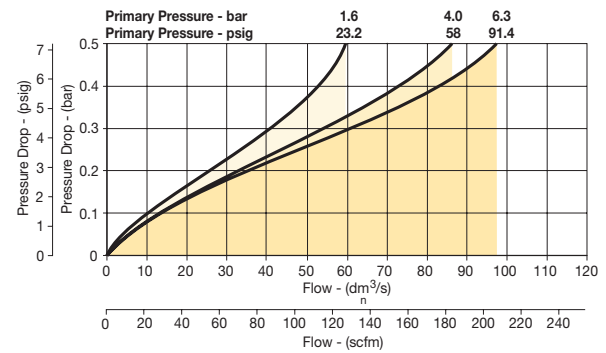
Plastic bowl / bowl guard no drain	<b>P33KA00BGN</b>
Metal bowl / w/o sight gauge no drain	<b>P33KA00BMN</b>
Metal bowl / sight gauge no drain	<b>P33KA00BSN</b>
Drip control assembly	<b>P32KA00PG</b>
Fill plug	<b>P32KA00PL</b>
L-bracket (fits to body)	<b>P33KA00ML</b>
T-bracket (fits to body connector)	<b>P32KA00MB</b>
T-bracket with body connector	<b>P32KA00MT</b>
Body connector	<b>P32KA00CB</b>
Lubricator oil - VG32 - 1 litre	<b>P3YKA00PPBB</b>

**Flow Charts**

**P33LA 1/2" Lubricator**



**P33LA 3/4" Lubricator**



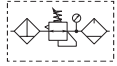
**Most Popular**



**Popular Combinations:** Inlet pressure 145 psig (10 bar), secondary pressure 91.3 psig (6.3 bar), 14.5 psig (1 bar) pressure drop.



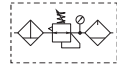
**Filter + Regulator + Lubricator Combinations, poly bowl**  
**5 micron element, 116 psig (8 bar) regulator + gauge and wall mounting brackets**



Port Size	Flow	Manual Drain	Pulse Drain
1/4"	27 scfm (13 dm³/s, ANR)	<b>P31CB12GEMNTLW</b>	<b>P31CB12GEBNTLW</b>



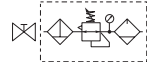
**Filter/Regulator + Lubricator Combinations, poly bowl**  
**5 micron element, 116 psig (8 bar) regulator + gauge and wall mounting brackets**



Port Size	Flow	Manual Drain	Pulse Drain
1/4"	28 scfm (14 dm³/s, ANR)	<b>P31CA12GEMNTLW</b>	<b>P31CA12GEBNTLW</b>



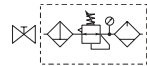
**Ball Valve + Filter + Regulator + Lubricator Combinations, poly bowl**  
**5 micron element, 116 psig (8 bar) regulator + gauge and wall mounting brackets**



Port Size	Flow	Manual Drain	Pulse Drain
1/4"	27 scfm (13 dm³/s, ANR)	<b>P31QB12GEMNTLW</b>	<b>P31QB12GEBNTLW</b>



**Ball Valve + Filter/Regulator + Lubricator Combinations, poly bowl**  
**5 micron element, 116 psig (8 bar) regulator + gauge and wall mounting brackets**



Port Size	Flow	Manual Drain	Pulse Drain
1/4"	28 scfm (14 dm³/s, ANR)	<b>P31QA12GEMNTLW</b>	<b>P31QA12GEBNTLW</b>

All combo are without any mounting nut on regulator or filter regulator.

Use end port blocks to convert a 1/4" BSPP combo to an NPT version

**P31**    **C**    **B**    **1**    **2**    **G**

Combination	
B/V + Combination	<b>Q</b>
Combination + B/V	<b>X</b>
Combination	<b>C</b>

B/V = Ball valve

Combination Type*	
F/R+L	<b>A</b>
F+R+L	<b>B</b>
F+Fc	<b>F</b>

\* Combination type  
F = 5µ  
Fc1 = 1µ  
Fc = .01µ  
Fa = Adsorber

Bowl Type	
Poly Bowl with Bowl Guard ‡	<b>G</b>
Metal Bowl without Sight Gauge	<b>M</b>

**Note:** All bowl types are the same for each component  
**Example:** If a "G" is specified for a F+L, both units would get a poly bowl with bowl guard.  
‡ For polycarbonate bowl, see caution in Engineering Section A.

**Filter / Regulator coding**  
(use with codes: A M)

Filter coding	
(use with combo codes: B F G). For multiple filters, repeat as needed.	
5µ Element	<b>E</b>
0.01µ Element	<b>C</b>
1µ Element	<b>9</b>
Adsorber	<b>A</b>

Regulator coding	
(use with combo code: B)	
Non-Rising Knob	<b>N</b>

Drain Type	
Manual Drain	<b>M</b>
Pulse Drain	<b>B</b>

Lubricator coding	
(use with combo codes: A B)	
Oil Mist Standard Sight Dome	<b>L</b>
No Drain; Closed End	<b>N</b>

Adjustment Range	
<b>With Square Gauge</b>	
30 psig*	<b>1</b>
60 psig	<b>3</b>
125 psig	<b>5</b>
232 psig‡	<b>7</b>
<b>Bar:</b>	
2 Bar*	<b>V</b>
4 Bar	<b>S</b>
8 Bar	<b>T</b>
16 Bar‡	<b>W</b>

\* Regulator comes with gauge respective to the adjustment range selected.

Assembly configuration	
<b>Mounting</b>	
No Bracket	<b>A</b>
Port Blocks	<b>C*</b>
Port Blocks & Wall Brkt	<b>D*</b>
Wall Bracket	<b>W</b>

\* For 3/8" Port Blocks please order separately. See Kits section.

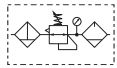
**Most Popular**



**Popular Combinations:** Inlet pressure 145 psig (10 bar), secondary pressure 91.3 psig (6.3 bar), 14.5 psig (1 bar) pressure drop.



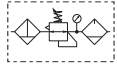
**Filter + Regulator + Lubricator Combinations, poly bowl**  
**5 micron element, 116 psig (8 bar) regulator + gauge and wall mounting brackets**



Port Size	Flow	Manual Drain	Auto Drain
1/4"	42 scfm (20 dm³/s, ANR)	<b>P32CB12GEMNGLNW</b>	<b>P32CB12GEANGLNW</b>
3/8"	68 scfm (32 dm³/s, ANR)	<b>P32CB13GEMNGLNW</b>	<b>P32CB13GEANGLNW</b>
1/2"	85 scfm (40 dm³/s, ANR)	<b>P32CB14GEMNGLNW</b>	<b>P32CB14GEANGLNW</b>



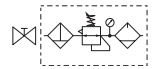
**Filter/Regulator + Lubricator Combinations, poly bowl**  
**5 micron element, 116 psig (8 bar) regulator + gauge and wall mounting brackets**



Port Size	Flow	Manual Drain	Auto Drain
1/4"	45 scfm (22 dm³/s, ANR)	<b>P32CA12GEMNGLNW</b>	<b>P32CA12GEANGLNW</b>
3/8"	70 scfm (33 dm³/s, ANR)	<b>P32CA13GEMNGLNW</b>	<b>P32CA13GEANGLNW</b>
1/2"	90 scfm (43 dm³/s, ANR)	<b>P32CA14GEMNGLNW</b>	<b>P32CA14GEANGLNW</b>



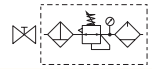
**Ball Valve + Filter + Regulator + Lubricator Combinations, poly bowl**  
**5 micron element, 116 psig (8 bar) regulator + gauge and wall mounting brackets**



Port Size	Flow	Manual Drain	Auto Drain
3/8"	68 scfm (32 dm³/s, ANR)	<b>P32QB13GEMNGLNW</b>	<b>P32QB13GEANGLNW</b>
1/2"	85 scfm (40 dm³/s, ANR)	<b>P32QB14GEMNGLNW</b>	<b>P32QB14GEANGLNW</b>



**Ball Valve + Filter/Regulator + Lubricator Combinations, poly bowl**  
**5 micron element, 116 psig (8 bar) regulator + gauge and wall mounting brackets**



Port Size	Flow	Manual Drain	Auto Drain
3/8"	70 scfm (33 dm³/s, ANR)	<b>P32QA13GEMNGLNW</b>	<b>P32QA13GEANGLNW</b>
1/2"	90 scfm (43 dm³/s, ANR)	<b>P32QA14GEMNGLNW</b>	<b>P32QA14GEANGLNW</b>

All combo are without any mounting nut on regulator or filter regulator.

Use end port blocks to convert a 1/2 BSPP combo to an NPT version and to 1/4, 3/8.

Filter / Regulator coding (use with codes: A M)		Filter coding (use with combo codes: B F G). For multiple filters, repeat as needed.	Regulator coding (use with combo code: B)	Lubricator coding (use with combo codes: A B)	Assembly configuration
<b>P32</b>	<b>C B 1 4 G</b>	<b>E M</b>	<b>N G</b>	<b>L N</b>	<b>W</b>
<b>Combination</b>	<b>Thread Type</b> BSPP <b>1</b>	<b>Element</b>	<b>Relief / Adjustment</b> Non-Rising Knob Relieving <b>N</b>	<b>Lub Type</b> Oil Mist Standard Sight Dome <b>L</b>	<b>Mounting</b>
B/V + Combination <b>Q</b>		0.01µ Element <b>C</b>			No Bracket <b>A</b>
Combination + B/V <b>X</b>		0.01µ Element with dpi <b>D</b>			Port Blocks <b>C</b>
Combination <b>C</b>		5µ Element <b>E</b>			Port Blocks & Wall Brkt <b>D</b>
B/V = Ball valve	<b>Port Size</b>	1µ Element with dpi <b>F*</b>	<b>Adjustment Range</b>	<b>Drain Type</b>	Wall Bracket <b>W</b>
	1/4 <b>2*</b>	1µ Element <b>9</b>	30 psig; 2 bar; 0.2 MPa <b>Z</b>	No Drain; Closed End <b>N</b>	
	3/8 <b>3</b>	5µ Element with dpi <b>Q*</b>	60 psig; 4 bar; 0.4 MPa <b>M</b>		
	1/2 <b>4</b>	Adsorber <b>A</b>	125 psig; 8 bar; 0.8 MPa <b>G</b>		
<b>Combination Type*</b>	* Order combo Q or X: ball valve (BV) comes with 3/8 ports.		250 psig; 17 bar; 1.7 MPa <b>J<sup>§</sup></b>		
F/R+L <b>A</b> F+Fc+Fa <b>G</b>	<b>Bowl Type</b>	<b>Drain Type</b>			
F+R+L <b>B</b> F/R+Fc <b>M</b>	Poly Bowl with Bowl Guard ‡ <b>G</b>	Auto Drain <b>A</b>	* Regulator comes with gauge respective to the adjustment range selected.		
F+Fc <b>F</b>	Metal Bowl without Sight Gauge <b>M*</b>	Manual Drain <b>M</b>	‡ Not available with poly bowl with bowl guard.		
	Metal Bowl With Sight Gauge <b>S</b>				
* Combination type F = 5µ Fc1 = 1µ Fc = .01µ Fa = Adsorber	* Not available when using lubricator. <b>Note:</b> All bowl types are the same for each component.				
‡ For polycarbonate bowl, see caution in Engineering Section A.	<b>Example:</b> If a "G" is specified for a F+L, both units would get a poly bowl with bowl guard.				

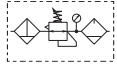
Most Popular



**Popular Combinations:** Inlet pressure 145 psig (10 bar), secondary pressure 91.3 psig (6.3 bar), 14.5 psig (1 bar) pressure drop.



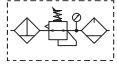
**Filter + Regulator + Lubricator Combinations, poly bowl  
5 micron element, 116 psig (8 bar) regulator + gauge and wall mounting brackets**



Port Size	Flow	Manual Drain	Auto Drain
1/2"	90 scfm (43 dm <sup>3</sup> /s, ANR)	<b>P33CB14GEMNGLNW</b>	<b>P33CB14GEANGLNW</b>
3/4"	110 scfm (52 dm <sup>3</sup> /s, ANR)	<b>P33CB16GEMNGLNW</b>	<b>P33CB16GEANGLNW</b>



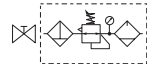
**Filter/Regulator + Lubricator Combinations, poly bowl  
5 micron element, 116 psig (8 bar) regulator + gauge and wall mounting brackets**



Port Size	Flow	Manual Drain	Auto Drain
1/2"	110 scfm (52 dm <sup>3</sup> /s, ANR)	<b>P33CA14GEMNGLNW</b>	<b>P33CA14GEANGLNW</b>
3/4"	150 scfm (71 dm <sup>3</sup> /s, ANR)	<b>P33CA16GEMNGLNW</b>	<b>P33CA16GEANGLNW</b>



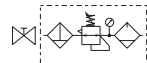
**Ball Valve + Filter + Regulator + Lubricator Combinations, poly bowl  
5 micron element, 116 psig (8 bar) regulator + gauge and wall mounting brackets**



Port Size	Flow	Manual Drain	Auto Drain
1/2"	90 scfm (43 dm <sup>3</sup> /s, ANR)	<b>P33QB14GEMNGLNW</b>	<b>P33QB14GEANGLNW</b>
3/4"	110 scfm (52 dm <sup>3</sup> /s, ANR)	<b>P33QB16GEMNGLNW</b>	<b>P33QB16GEANGLNW</b>



**Ball Valve + Filter/Regulator + Lubricator Combinations, poly bowl  
5 micron element, 116 psig (8 bar) regulator + gauge and wall mounting brackets**



Port Size	Flow	Manual Drain	Auto Drain
1/2"	110 scfm (52 dm <sup>3</sup> /s, ANR)	<b>P33QA14GEMNGLNW</b>	<b>P33QA14GEANGLNW</b>
3/4"	150 scfm (71 dm <sup>3</sup> /s, ANR)	<b>P33QA16GEMNGLNW</b>	<b>P33QA16GEANGLNW</b>

All combo are without any mounting nut on regulator or filter regulator.

Use end port blocks to convert a 3/4 BSPP combo to an NPT version and to 1/2.

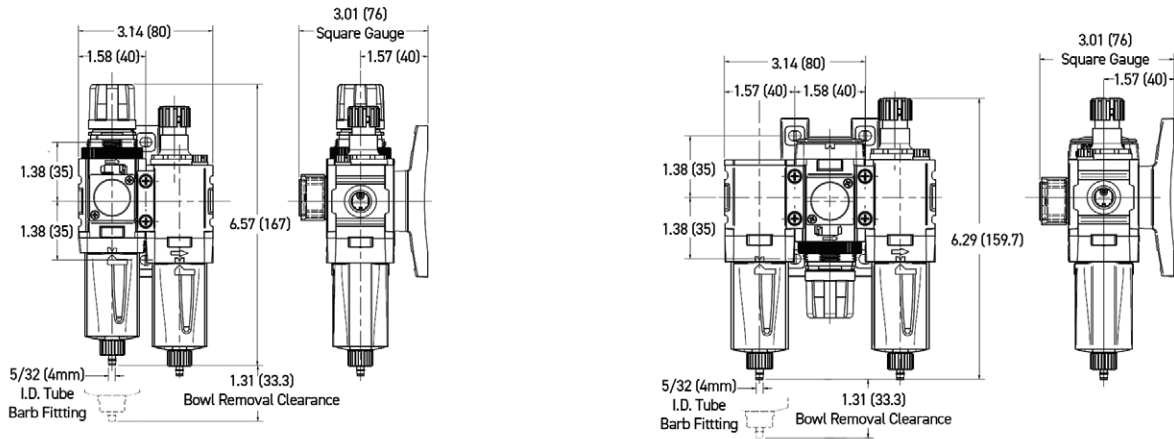
Filter / Regulator coding (use with codes: A M)		Filter coding (use with combo codes: B F G). For multiple filters, repeat as needed.	Regulator coding (use with combo code: B)	Lubricator coding (use with combo codes: A B)	Assembly configuration
<b>P33</b>	<b>C B 1 6 G</b>	<b>E M</b>	<b>N G</b>	<b>L N</b>	<b>W</b>
<b>Combination</b> B/V + Combination <b>Q</b> Combination + B/V <b>X</b> Combination <b>C</b> B/V = Ball valve <b>Combination Type*</b> F/R+L <b>A</b> F+Fc+Fa <b>G</b> F+R+L <b>B</b> F/R+Fc <b>M</b> F+Fc <b>F</b>	<b>Thread Type</b> BSPP <b>1</b> <b>Port Size</b> 1/2 <b>4</b> 3/4 <b>6</b>	<b>Element</b> 0.01µ Element <b>C</b> 0.01µ Element with dpi <b>D*</b> 5µ Element <b>E</b> 1µ Element with dpi <b>F*</b> 1µ Element <b>9</b> 5µ Element with dpi <b>Q*</b> Adsorber <b>A</b> * Not available with F/R. <b>Drain Type</b> Auto Drain <b>A</b> Manual Drain <b>M</b>	<b>Relief / Adjustment</b> Non-Rising Knob Relieving <b>N</b> <b>Adjustment Range With Round Gauge</b> 30 psig; 2 bar; 0.2 MPa <b>Z</b> 60 psig; 4 bar; 0.4 MPa <b>M</b> 125 psig; 8 bar; 0.8 MPa <b>G</b> 250 psig; 17 bar; 1.7 MPa <b>J*</b> * Not available with poly bowl with bowl guard.	<b>Lub Type</b> Oil Mist Standard Sight Dome <b>L</b> <b>Drain Type</b> No Drain; Closed End <b>N</b>	<b>Mounting</b> No Bracket <b>A</b> Port Blocks <b>C</b> Port Blocks & Wall Brkt <b>D</b> Wall Bracket <b>W</b>
* Combination type F = 5µ Fc1 = 1µ Fc = .01µ Fa = Adsorber † For polycarbonate bowl, see caution in Engineering Section A.	<b>Bowl Type †</b> Poly Bowl With Bowl Guard <b>G</b> Metal Bowl Without Sight Gauge <b>M*</b> Metal Bowl With Sight Gauge <b>S</b> * Not available when using lubricator. <b>Note:</b> All bowl types are the same for each component. <b>Example:</b> If a "G" is specified for a F+L, both units would get a poly bowl with bowl guard.				

Most Popular

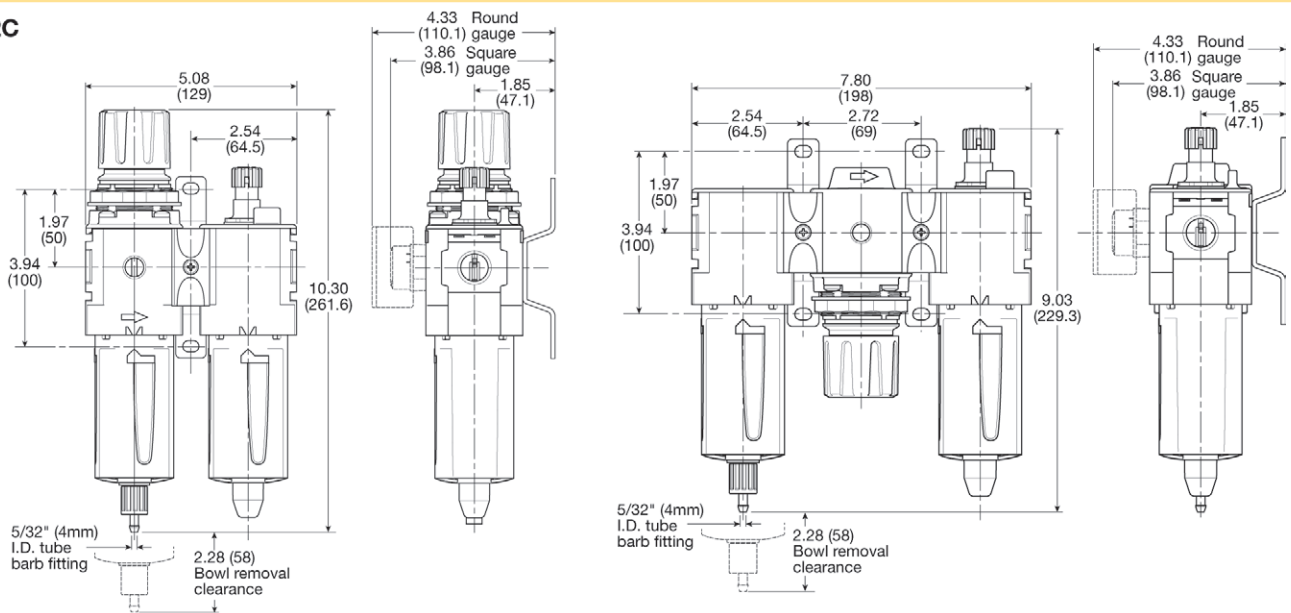


Popular Combination Dimensions mm (inches)

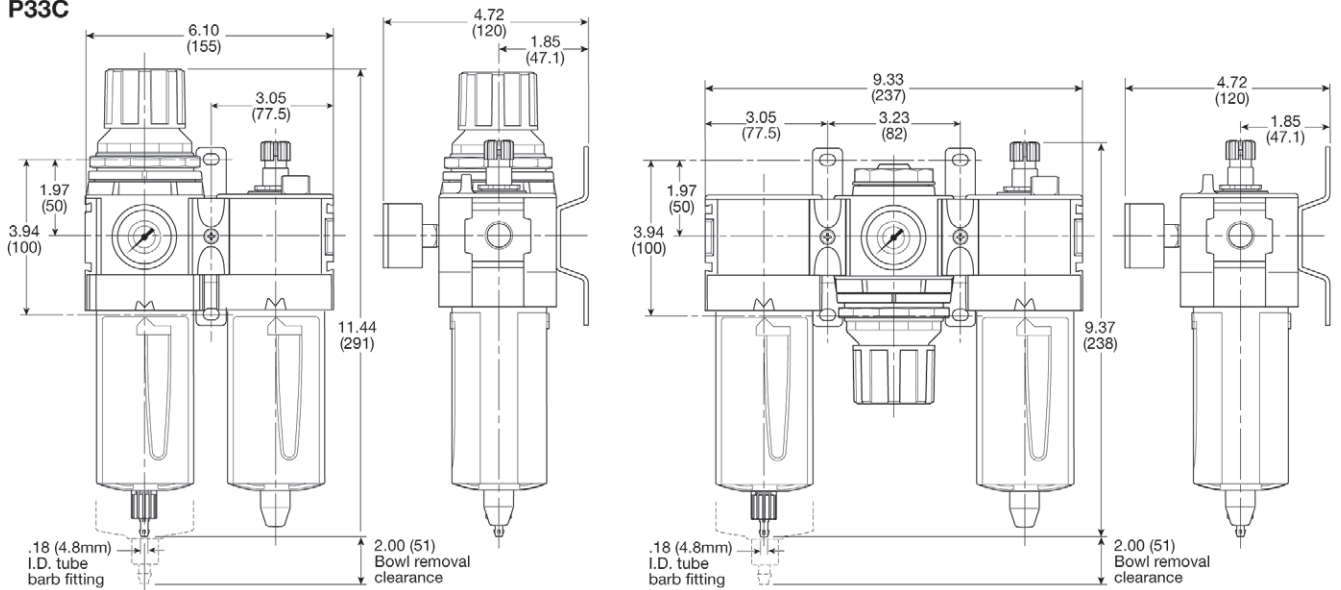
P31C



P32C

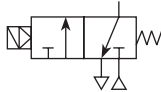


P33C



### P31D & P32D Dump Valves

- Modular design with 1/4" or 1/2" integral ports (NPT & BSPP)
- The 3-way, 2-position function automatically dumps downstream pressure on the loss of pilot signal
- Solenoid or air pilot options
- High flow & exhaust capability
- Silencer included



Remotely operated dump valves automatically shut off upstream pressure and exhaust the downstream pressure when the pilot pressure is released.

To maintain these units in the open position a pilot supply to the air pilot operated version or an electrical signal to the solenoid operated version must be maintained.

The valve will automatically dump when the holding signal is removed.

Port Size	Description	Weight lbs (kg)	Part Number
1/4"	120VAC Solenoid & cable plug	0.8 (0.37)	<b>P31DA12SGNC1FN</b>
1/4"	24VDC Solenoid & cable plug †	0.9 (0.41)	<b>P31DA12SGNC2CN</b>
1/2"	120VAC 30mm coil & cable plug incl. ‡	1.5 (0.69)	<b>P32DA14SCNA3GN</b>
1/2"	24VDC 30mm coil & cable plug incl. ‡	2.0 (0.91)	<b>P32DA14SCNA2CN</b>
1/2"	External air pilot operated ‡	1.9 (0.87)	<b>P32DA14PPN</b>

‡ Includes exhaust silencer

#### Operating Information

Flow capacity*:	P31D	36 scfm (17 dm <sup>3</sup> /s, ANR)
	P32D	108 scfm (51 dm <sup>3</sup> /s, ANR)
Temperature range (max)†:	Solenoid operated	14°F to 122°F (-10°C to 50°C)
	Air pilot operated	-4°F to 176°F (-20°C to 80°C)
Pressure (max):	Solenoid operated	150 psig (10 bar)
	Air pilot operated	250 psig (17 bar)
Operating pressure (min):		44 psig (3 bar)
Fluid:		Compressed air
Ports:	Air pilot	1/8
	Exhaust	P31D - 1/4; P32D - 1/2
	Gauge	P31D - 1/8; P32D - 1/4

\* Inlet pressure 91.3 psig (6.3 bar), inlet pressure and 14.5 psig (1 bar) pressure drop.

† Air supply must be dry enough to avoid ice formation at temperatures below 35.6°F (2°C). Snap pressure: Full flow when downstream pressure reaches 50% of the inlet pressure.

#### Ordering Information:

<b>P31DA</b>		<b>1</b>	<b>2</b>	<b>S</b>	<b>G</b>	<b>N</b>	<b>Solenoid type only</b>	
<b>Body Size</b>		<b>Thread Type</b>		<b>Actuator Interface</b>		<b>Solenoid Voltage</b>		
Dump Valve (1/4")	P31DA	BSPP	1	G	15mm Solenoid (P31 only)	2CN	24VDC Non Locking Manual Override	
Dump Valve (1/2")	P32DA	NPT	9	C	30mm Solenoid	3GN	120VAC Non Locking Manual Override	
<b>Port Size</b>		<b>Pilot Type</b>		<b>Solenoid Type</b>		<b>Solenoid Voltage</b>		
Global Modular Mini (1/4")	2	P	External Air Pilot	C	15mm (P31 series only)	1FN	120VAC Non Locking Manual Override	(P31 series only)
Global Modular Compact (1/2")	4	S	Solenoid Pilot	A	30mm CNOMO Coil (P32 only)			
						D 30mm CNOMO Coil (M12 connection) (P32 only)		

Note: P32 unit used for both P32 & P33 series

No external air pilot option for P31.

#### Most Popular

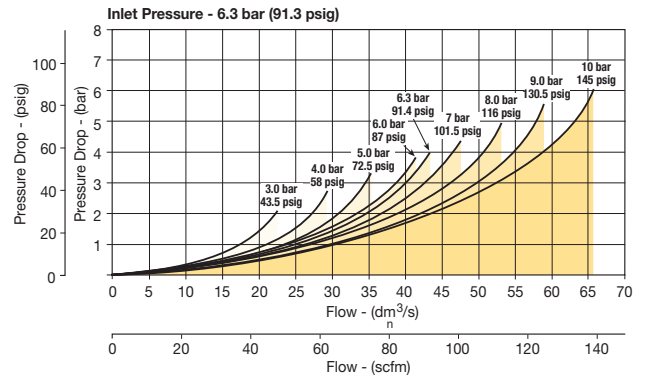


Material Specifications

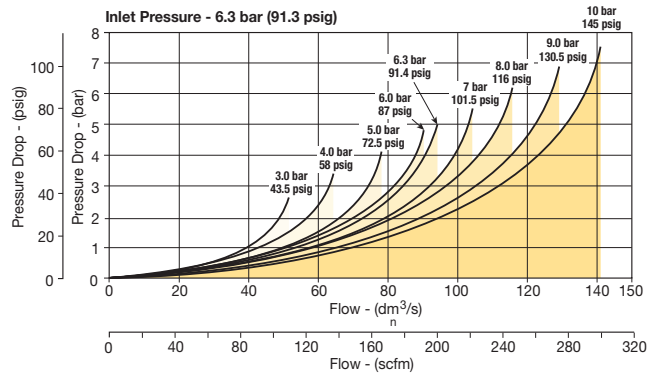
Body	Aluminum
Body cover	Polyester
Seals	Nitrile NBR

Flow Charts

P31DA 1/4" Remote Dump Valve

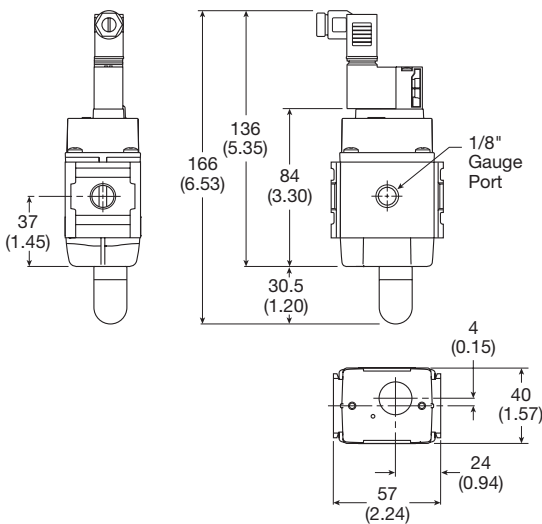


P32DA 1/2" Remote Dump Valve

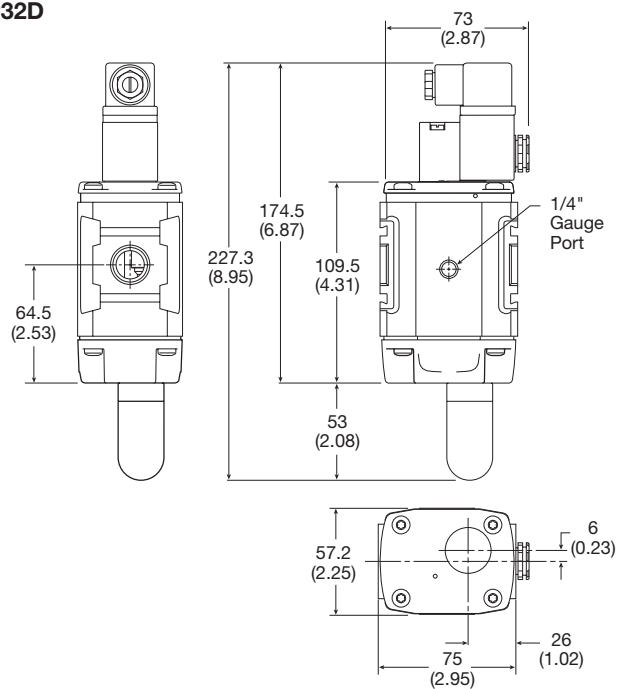


Dimensions mm (inches)

P31D



P32D

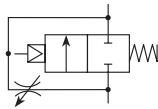


Most Popular



### P31S & P32S Soft Start Valves

- Modular design with 1/4" or 1/2" integral ports (NPT & BSPP)
- The 2-way, 2-position function provides for the safe introduction of pressure
- Adjustable slow start
- Solenoid or air pilot options
- High flow



Parker Global Series Soft Start Valves, provide for the safe introduction of pressure to machines or systems. Soft Start Valves, allow the pressure to gradually build to the set point before fully opening to deliver full flow at line pressure.

The controlled introduction of pressure can be an important safety factor and prevent damage to tooling when air pressure is introduced at machine or system start up.

**Note:** Soft Start Valves must be installed downstream of a 3/2 valve with exhaust capability

Port Size	Description	Weight Lbs (Kg)	Part Number
1/4"	120VAC Solenoid & Cable Plug	0.8 (0.37)	<b>P31SA12SGNC1FN</b>
1/4"	24VDC Solenoid & cable plug	0.9 (0.41)	<b>P31TA12SGNC2CN</b>
1/2"	120VAC 30mm Coil & Cable Plug incl.	1.5 (0.87)	<b>P32SA14SCNA3GN</b>
1/2"	24VDC 30mm Coil & Cable Plug	2.0 (0.90)	<b>P32SA14SCNA2CN</b>
1/2"	Internal Air Pilot Operated	2.0 (0.90)	<b>P32SA14Y0N</b>
1/2"	External Air Pilot (1/8 threaded)	1.5 (0.87)	<b>P32SA14PPN</b>

#### Operating Information

Flow capacity*:	P31S	36 scfm (17 dm <sup>3</sup> /s, ANR)
	P32S	101 scfm (48 dm <sup>3</sup> /s, ANR)
Temperature range (max)†:	Solenoid operated	14°F to 122°F (-10°C to 50°C)
	Air pilot operated	-4°F to 176°F (-20°C to 80°C)
Pressure (max):	Solenoid operated	150 psig (10 bar)
	Air pilot operated	250 psig (17 bar)
Operating pressure (min):		44 psig (3 bar)
Fluid:		Compressed air
Ports:	Air pilot	1/8
	Gauge	P31S - 1/8; P32S - 1/4

\* Inlet pressure 91.3 psig (6.3 bar), inlet pressure and 14.5 psig (1 bar) pressure drop.

† Air supply must be dry enough to avoid ice formation at temperatures below 35.6°F (2°C). Snap pressure: Full flow when downstream pressure reaches 50% of the inlet pressure.

#### Ordering Information:

**P31SA**

Body Size	Soft Start
P31SA	P32SA

**Thread Type**

BSPP	1
NPT	9

**Port Size**

Global Modular Mini (1/4")	2
Global Modular Compact (1/2")	4

**1**

**2**

**S**

Pilot Type
P External Air Pilot
S Solenoid Pilot
Y Internal Air Pilot

**G**

Actuator Interface
O Internal Pilot
G 15mm Solenoid (P31 Only)
C 30mm Solenoid
P Threaded Air Pilot

**N**

**Solenoid type only**

**C**

**2CN**

Solenoid Voltage
2CN 24VDC Non Locking Manual Override
3GN 120VAC Non Locking Manual Override
1FN 120VAC Non Locking Manual Override (P31 series only)

Solenoid Type
C 15mm (P31 series only)
A 30mm CNOMO Coil (P32 only)
D 30mm CNOMO Coil (M12 connection) (P32 only)

Note: No external air pilot option for P31.

#### Most Popular

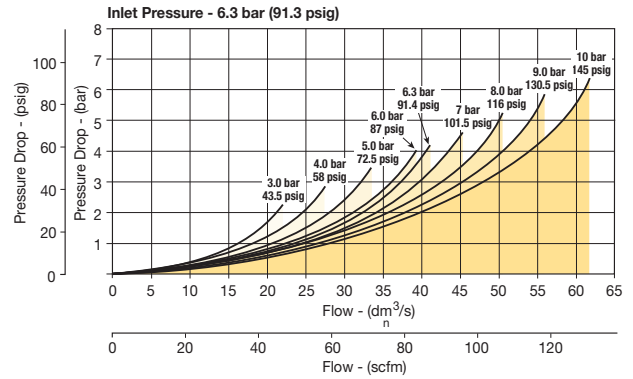


Material Specifications

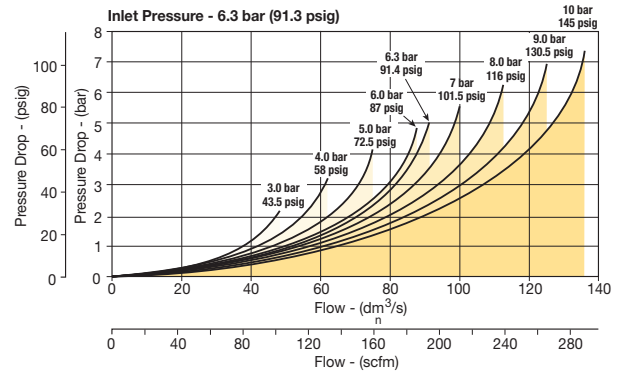
Body	Aluminum
Body cover	Polyester
Seals	Nitrile NBR

Flow Charts

P31SA 1/4" Soft Start Valve

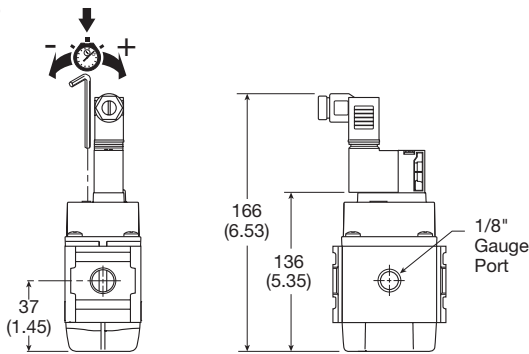


P32SA 1/2" Soft Start Valve

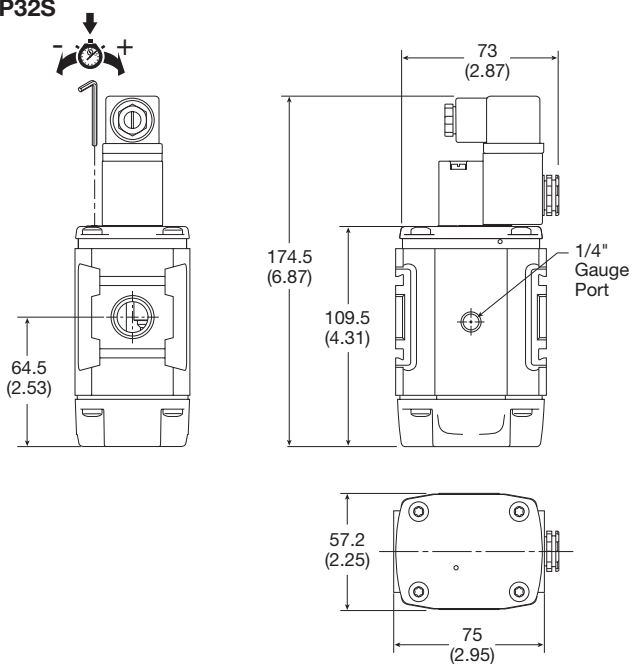


Dimensions mm (inches)

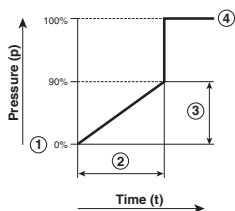
P31S



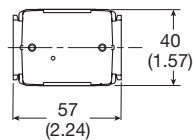
P32S



Soft Start Function:



- ① Start signal
- ② Switching time delay
- ③ Gradual pressure build up
- ④ Operating pressure p<sup>2</sup> (=p<sup>1</sup>)


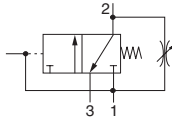


Most Popular



## P31T & P32T Combined Soft Start / Dump Valves

- Modular design with 1/4" or 1/2" integral ports (NPT & BSPP)
- Provides for the safe introduction of pressure
- The 3-way, 2-position function automatically dumps downstream pressure on the loss of pilot signal
- Adjustable slow start
- Solenoid or air pilot options
- High flow & exhaust capability
- Silencer included



Parker Global Series Combined Soft Start / Dump Valves, provide for the safe introduction of pressure to machines or systems. Soft Start / Dump Valves when set, allow the pressure to gradually build to the set point before fully opening to deliver full flow at line pressure.

The controlled introduction of pressure can be an important safety factor and prevent damage to tooling when air pressure is introduced at machine or system start up.

To maintain these units in the open position a pilot supply to the air pilot operated version or an electrical signal to the solenoid operated version must be maintained. The valve will automatically dump when the holding signal is removed.

Port Size	Description	Weight lbs (kg)	Part Number
1/4"	120VAC Solenoid & cable plug	0.8 (0.37)	<b>P31TA12SGNC1FN</b>
1/4"	24VDC Solenoid & cable plug	0.9 (0.41)	<b>P31TA12SGNC2CN</b>
1/2"	120VAC 30mm coil & cable plug incl.	1.9 (0.87)	<b>P32TA14SCNA3GN</b>
1/2"	24VDC 30mm coil & cable plug incl.	2.0 (0.91)	<b>P32TA14SCNA2CN</b>
1/2"	External air pilot operated	1.9 (0.87)	<b>P32TA14PPN</b>

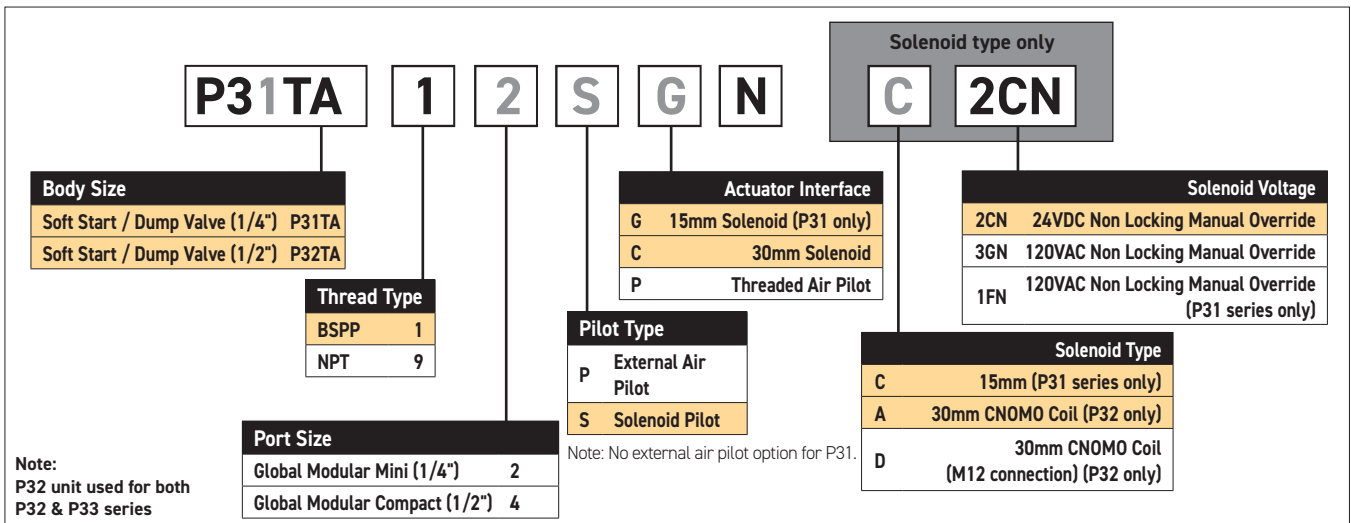
### Operating Information

Flow capacity*:	P31T	36 scfm (17 dm <sup>3</sup> /s, ANR)
	P32T	97 scfm (46 dm <sup>3</sup> /s, ANR)
Temperature range (max)†:	Solenoid operated	14°F to 122°F (-10°C to 50°C)
	Air pilot operated	-4°F to 176°F (-20°C to 80°C)
Pressure (max):	Solenoid operated	150 psig (10 bar)
	Air pilot operated	250 psig (17 bar)
Operating pressure (min):		44 psig (3 bar)
Fluid:		Compressed air
Ports:	Air pilot	1/8
	Exhaust	P31T - 1/4; P32T - 1/2
	Gauge	P31T - 1/8; P32T - 1/4

\* Inlet pressure 91.3 psig (6.3 bar), inlet pressure and 14.5 psig (1 bar) pressure drop.

† Air supply must be dry enough to avoid ice formation at temperatures below 35.6°F (2°C). Snap pressure: Full flow when downstream pressure reaches 50% of the inlet pressure.

### Ordering Information:



### Most Popular

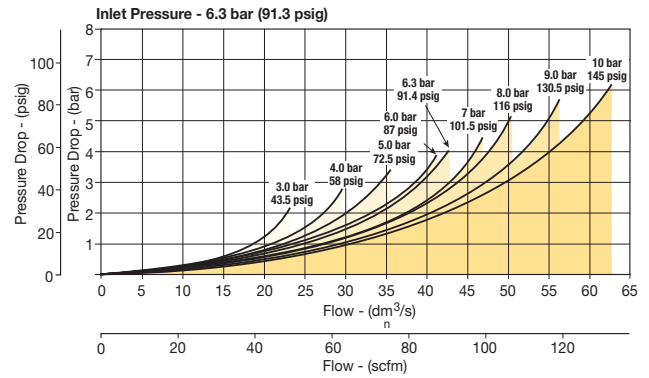


Material Specifications

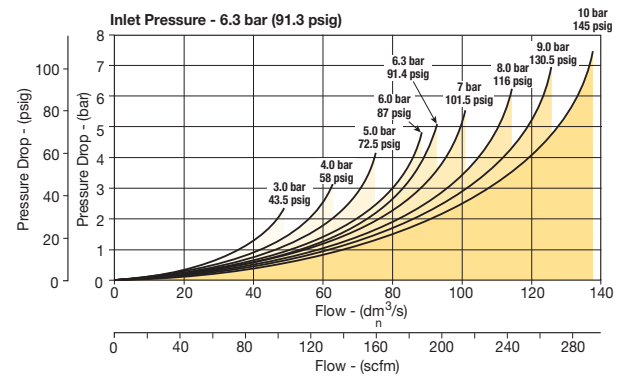
Body	Aluminum
Body cover	Polyester
Seals	Nitrile NBR

Flow Charts

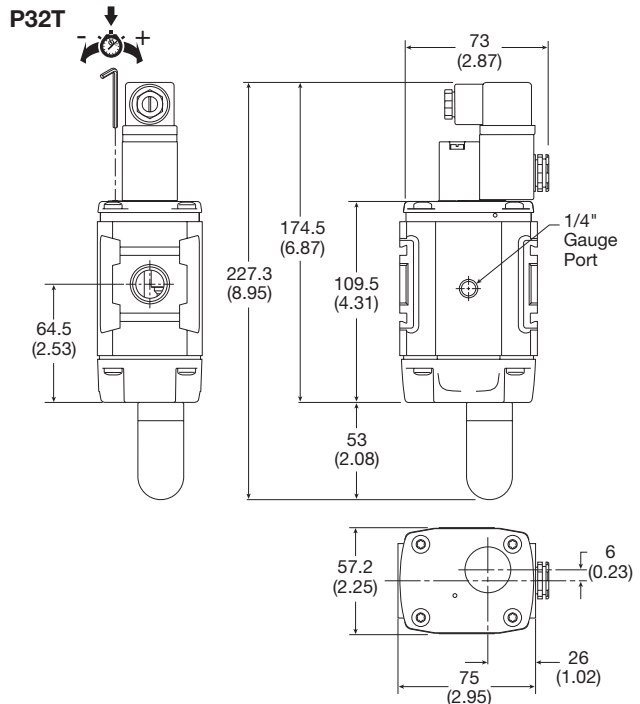
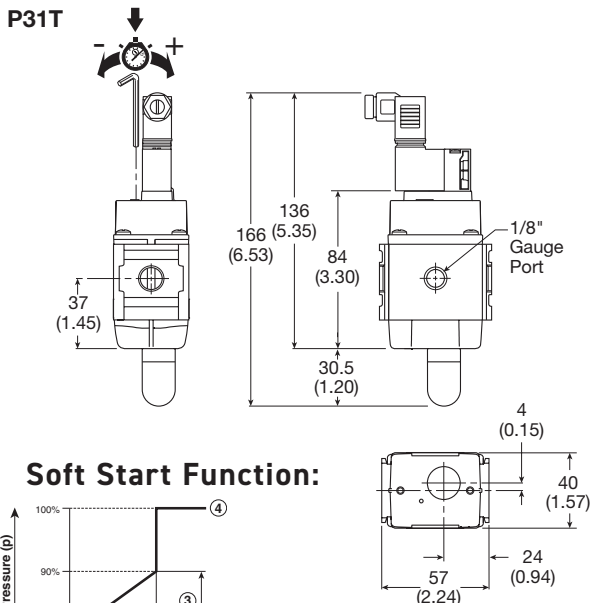
P31TA 1/4" Soft Start & Dump Valve



P32TA 1/2" Soft Start & Dump Valve



Dimensions mm (inches)




Most Popular



## P33D & P33T Safety Exhaust Valves

- Easy electrical interface with M12 connectors to safety circuit
- External monitoring provides a cost and space saving advantage
- Solid state pressure sensors provide accurate, fast fault detection
- Quick visual LED indicators on the front of the valve
- Superior seated seal design for longer life
- Safety exhaust outlet is no-maintenance and non-clog by design
- Suitable for stand alone use or modular mounting to P32 or P33 FRL assembly
- High B10 life value
- Fast exhaust times allow for smaller machine footprint



(optional soft start)

### Operating Information

Operating pressure:	30 to 150 PSIG (2 to 10 bar)
Minimum operating pressure:	30 PSIG (2 bar)
Ambient temperature:	40° to 120°F (4° to 50°C)
Recommended filtration:	40µ
Operating medium:	Compressed air
Ingress protection class:	IP65
B10 (mio):	10 million switching cycles
B10 d (mio):	20 million switching cycles
Allowable discordance:	150ms
Flow media:	Compresses air to ISO 8573-1 Class 7:4:4
Weight lbs (kg):	6.5 (2.9) with soft start 4.2 (1.9) without soft start

The soft start opens to full flow at approximately 60% of input pressure.

Note:

- P33\*B16AAEN as general use for relay
- P33\*B16ABEN uses with Rockwell
- P33\*B16CAEN uses with Siemens
- P33\*B16CCEN uses with Siemens
- P33\*B16DCEN uses with Rockwell & Turck

### Ordering Information:

<b>P3</b>	<b>3</b>	<b>T</b>	<b>B</b>	<b>1</b>	<b>6</b>	<b>A</b>	<b>B</b>	<b>E</b>	<b>N</b>
<b>Series</b> Standard P3	<b>Global</b> Standard 3	<b>Type</b> Safety Redundant (no soft start) D Safety Redundant (c/w soft start) T	<b>Design</b> Current B	<b>Thread Type</b> BSPP 1	<b>Port Size</b> 3/4" <sup>1</sup> 6	<b>Output for Solenoid, M12 Connector Pin</b> 2 & 4, Common 3 A 3 & 4 C 2 & 4 D	<b>Output for Sensors, M12 Connector Pin</b> 1 & 2, 1 & 4, Common 3 A 1 & 2, 5 & 4, Common 3 B 5 & 2, 1 & 4, Common 3 C	<b>Sensor Monitoring</b> External E	<b>Gauge <sup>2</sup></b> No Gauge N

Notes:  
 1. For 1/2" connections use 1/2" port blocks on standard 3/4" housing.  
 2. Safety valve supplied with 1/8" gauge port.

### Most Popular



**General Technical Data**

Valve type	Externally monitored, redundant, dual poppet
Soft start	Optional
Valve function	3/2 way, normally closed
Housing material	Cast aluminum
Seals	NBR
Fasteners	Stainless steel / brass
Silencer	Steel, non clog safety design

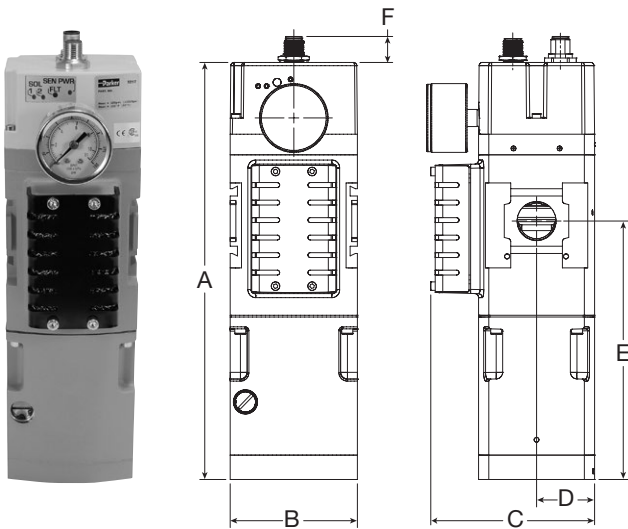
**Electrical Specifications**

Operating voltage	24V DC
Electrical connection	Two M12 connectors
Switching time 1-2 (ms)	23.3
Switching time 2-3 (ms)	42.7
Duty cycle (%)	100%
Operating voltage (DC)	21.6 to 26.4
Nominal power	
per solenoid coil at 24V DC (W) +/- 10%	1.2 W
per pressure sensor at 24V DC	1.2 W

In accordance with EN ISO 13849-1 this safety valve is suitable for use up to Category 4, Pl<sub>e</sub>, sil 3. Certified to cCSA<sub>US</sub> and bears the CE mark.

A product Integration Guide is available to help connect your logic controller to the Parker Safety Exhaust Valve under the Product Support tab at [www.parker.com/pdn/safetyvalve](http://www.parker.com/pdn/safetyvalve)

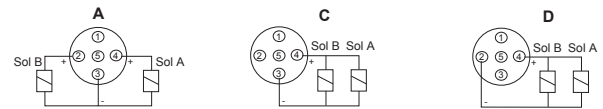
**Externally Monitored (with Soft Start)**



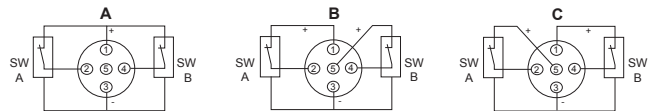
**Mounting Hardware**

Body Connector	<b>P32KA00CB</b>
T-Bracket w / Body Connector	<b>P32KA00MT</b>
T-Bracket (fits to body connector or port block)	<b>P32KA00MB</b>
Port Block Kits (includes two)	1/2" NPT <b>P32KA94CP</b> 1/2" BSPP <b>P32KA14CP</b> 3/4" NPT <b>P32KA96CP</b> 3/4" BSPP <b>P32KA16CP</b>

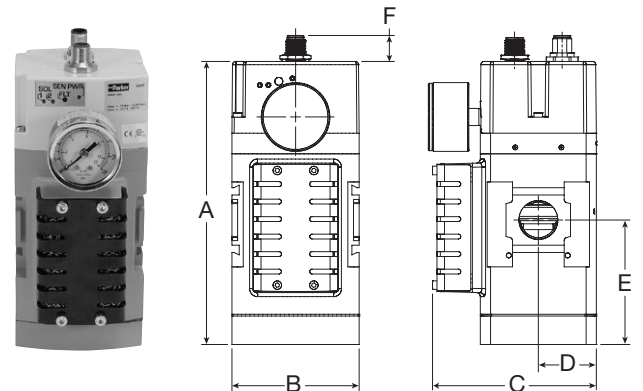
**Solenoid M12 Pinouts**



**Pressure Sensor M12 Pinouts**



**Externally Monitored (No Soft Start)**



**Dimensions inches (mm)**

	Ports	Standard nominal flow rate		A	B	C	D	E	F
		1 → 2 L/min (SCFM)*	2 → 3 L/min (SCFM)*						
Externally Monitored with soft start	3/4"	4,100 (145)	7,500 (265)	10.31 (261.9)	3.15 (80)	4.30 (109.3)	1.44 (36.5)	6.39 (162.3)	0.64 (16.3)
Externally Monitored no soft start	3/4"	4,300 (152)	7,500 (265)	7.03 (178.7)	3.15 (80)	4.30 (109.3)	1.44 (36.5)	3.11 (79.0)	0.64 (16.3)

\* Standard nominal flow rate is based on 6 bar input pressure with ΔP = 1 bar

**Most Popular**



**Safety Exhaust Valve Function**

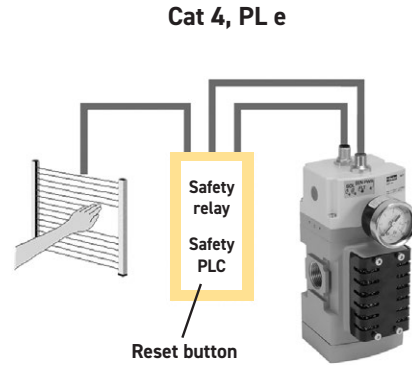
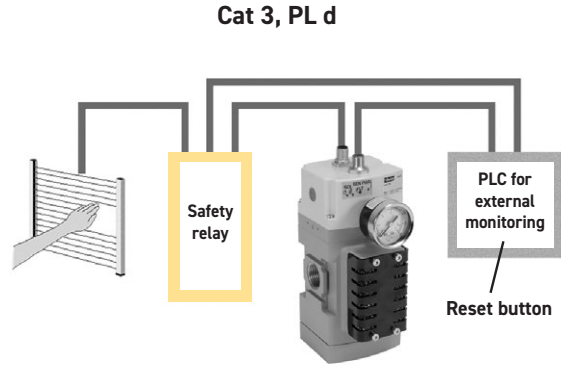
When applications demand a safe environment you can count on safety valves from Parker Hannifin. The P33 family of safety exhaust valves are 3/2 normally closed valves designed to rapidly exhaust compressed air in the event of a fault condition and to provide monitored coverage ensuring safe function. The P33 is available in two distinct styles, internally\* or externally monitored. The valve is suitable for use up to Category 4, performance level e. Monitoring is achieved externally via a two channel system connected to a safety interface device. Both valves are available with an adjustable soft start and high flow exhaust to shut your equipment down faster when needed. LED's provide clear status of main solenoid operation, sensor power and fault condition for quick visual reference.

**Externally Monitored Valve, Faults and Resets**

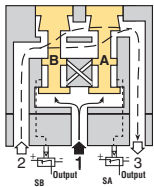
The externally monitored valve has the monitoring done via a PLC or relay which offers a size and cost advantage over internally monitored valves. The integration of a safety interface into the PLC or relay will help determine the achievable category and performance level of the control system. Customers are required to provide the logic function via the safety device. The valve will lock-out to the "safe state" if asynchronous movement of the valve elements occur which will be detected by solid state pressure sensors. To achieve the proper safety rating, the safety PLC or relay must monitor the solid state pressure sensors to ensure they are not in different states for more than 150ms. If the sensors are in different states for longer than 150ms then the programming logic must shut off power to the solenoids and consider it a fault condition. If during operation the externally monitored P33 enters a fault condition the valve will shut off. A separate reset signal must be incorporated into the logic sequence to avoid automatic restart of the valve. The safety exhaust valves are not for use with clutch or brake applications and are designed for use in conjunction with a safety relay or safety PLC for safe monitoring and fault detection.

**Achieving Desired Performance Level \*\***

The category and performance level (PLr) needed for your machine is determined by a risk assessment of the machinery design and application based on EN ISO 13849-1. The Parker P33 safety valve is designed for those applications requiring a PL of d or e. Please note these levels require other aspects of the system to meet these requirements. As a guide: you can achieve a Cat 4 PL e system by integrating monitoring via a programmable safety rated device. Because the P33 is a mechanical fail-safe device, the monitoring could also be done via a standard PLC and still attain as high as a PL d rating.

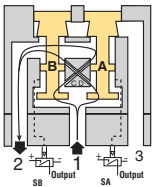


\* For information on internally monitored safety valves reference Bulletin 0700-B13.  
 \*\* An integration guide is available to provide further information on connecting the safety valve product to achieve the desired performance level. Please consult Parker and the standard EN ISO 13849-1 for more information.



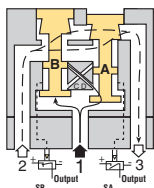
**Conditions at Start**

The Safety exhaust valve starts with inlet 1 closed to outlet 2 by both valve elements A and B. Outlet 2 is open to exhaust 3. Pressure signals at both sensors SA and SB are exhausted and contacts 1 and 2 of sensors SA and SB are connected. The normally closed sensors both provide voltage feedback signals to the external monitoring system.



**Normal Operation**

During normal operation the two solenoids are simultaneously energized which actuates both pilots and causes valve elements A and B to shift. Inlet 1 is then connected to outlet 2 via crossflow passages C and D. Exhaust 3 is closed. Sensing pressure signals go to each pressure sensor and become equal to inlet pressure. Both sensors contacts open and no voltage signals are provided to the external monitoring system. This indicates that both sides of the valve actuated as expected.



**Detecting a Malfunction**

A malfunction in the system or the valve itself could cause one valve element to be open and the other closed. Air then flows past the inlet poppet on valve element A, into crossflow passage D, but is substantially blocked by the spool portion of element B. The large size of the open exhaust passage past element B keeps the pressure at the outlet port below 2% of inlet pressure. Full sensing air pressure from side A goes to sensor SA, and a reduced pressure goes to sensor SB. This full pressure signal causes SA to open. Sensor SB, with a reduced pressure signal, does not open. An external monitoring system can detect the malfunction by monitoring the outputs of the SA and SB sensors. The external monitor system must then react accordingly by shutting down the power to the valve solenoids and any other components deemed necessary to stop the machine.

### Machinery Directive - Overview

The Machinery Directives' goal is to protect people and the environment from accidents caused from all types of machinery. Based on the standard EN 13849 [safety of machines; safety-related parts of control systems] these standards build the procedure to assess safety-related control systems.

Required Performance Level (PLr) based on a risk assessment are now commonly used to determine the safety level required for the controls system, for the application of machinery.

Performance Level (PL) based on the original B, 1,2,3,4 safety categories, diagnostic capabilities, Mean time to dangerous failure (MTTFd), and common cause failure (CCF), define safety levels of a given safety function. This ensures that safety is not just focused on component reliability, but instead introduces common sense safety principles such as redundancy, diversity, and fail-safe behavior of safety related control parts.

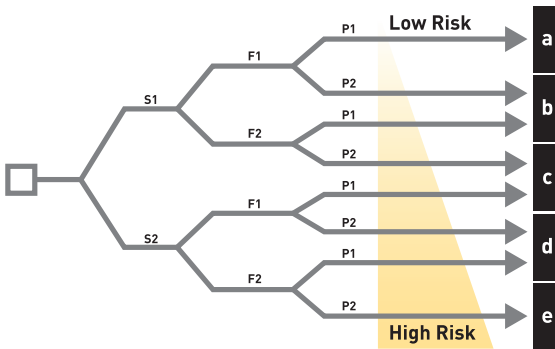
The new EN 13849 standards of the Machinery Directive dictates the machine is safe when the Performance Level of the safety control circuit is equal to or greater than the Required Performance Level of the application. When determining the required performance level, the greater the risk, the higher the requirements of the control system.

$$PLr < PL$$

=

#### Determining PLr According to EN 13849-1

The level of each hazardous situation is classified in five Performance levels from a to e. With PL a the control functions contribution to risk reduction is low, while at PL e it is high. The risk graph above can be used as a guideline to determine the required performance level PLr for safety function.



#### Risk Parameters

##### (S) Severity of injury

- S1 Slight (normally reversible injury)
- S2 Serious (normally irreversible injury, or death)

##### (F) Frequency and / or duration of exposure to hazard

- F1 Seldom to less often and / or brief
- F2 Frequent to continuous and / or long

##### (P) Possibility of avoiding the hazard

- P1 Possibility of avoiding the hazard
- P2 Scarcely ever possible

#### Determining PL According to EN 13849-1

Determining the MTTF<sub>d</sub> = Mean Time To Dangerous Failure

Determining the PL = Performance Level	a								10 <sup>-6</sup> ≤ PFH <sub>d</sub> < 10 <sup>-5</sup>	Determining the SIL = Safety Integrity Level
	b								3 X 10 <sup>-6</sup> ≤ PFH <sub>d</sub> < 10 <sup>-5</sup>	
	c								10 <sup>-7</sup> ≤ PFH <sub>d</sub> < 3 X 10 <sup>-6</sup>	
	d								10 <sup>-7</sup> ≤ PFH <sub>d</sub> < 10 <sup>-6</sup>	
	e								10 <sup>-8</sup> ≤ PFH <sub>d</sub> < 10 <sup>-7</sup>	
	DC < 60% None	DC < 60% None	60% ≤ DC < 90% Low	90% ≤ DC < 99% Medium	60% ≤ DC < 90% Low	90% ≤ DC < 99% Medium	99% ≤ DC High			
	Cat. B	Cat. 1	Cat. 2	Cat. 3	Cat. 3	Cat. 4				
	CCF not relevant		CCF ≥ 65%							

#### Categories Defined by EN 13849-1

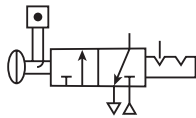

Category	Summary
Category B	When a fault occurs it can lead to the loss of the safety function.
Category 1	Same that Category B, but loss of the safety function is less likely thanks to a good MTTFd of each channel.
Category 2	System behavior allow that the occurrence of a fault can lead to the loss of the safety function between the checks; the loss of the safety function is detected by the check.
Category 3	A single fault in any of safety related parts does not lead to the loss of the safety function. Whenever reasonably possible the single fault shall be detected at or before the next demand upon the safety function. (Means redundancy)
Category 4	Same as Category 3, but if detection of single fault is not possible on or before the next demand upon the safety, an accumulation of these undetected faults shall not lead to the loss of the safety function. (Means redundancy & check)

## Ball Valves / Lockout Valves

The Ball / Lockout Valve shuts off downstream line pressure in the closed position with a 90° turn of the handle. In the closed position, inlet air pressure is blocked and downstream / system air is exhausted through a threaded port. To prevent unauthorized adjustment, the padlock slide may be assembled on either side. It is recommended that this slide is installed after final system assembly.

The Safety Lockout valves conform to OSHA #29 CFR part 1910 – control of hazardous energy source (lockout / tagout).

**Note:** This padlock slide is a permanent assembly and may not be removed later, any unauthorized tampering will void any warranty claims. The valve can only be locked in the closed position.



### Ordering Information:

Model Type	Port Size	Exhaust Port	Flow scfm (dm <sup>3</sup> /s, ANR)	Modular Ball Valve Flow from Left to Right
P31	1/4"	1/4"	42.4 (20)	<b>P31VB12LBNN</b>
P32	3/8"	1/4"	190.7 (90)	<b>P32VB13LBNN</b>
	1/2"	1/4"	258.5 (122)	<b>P32VB14LBNN</b>
P33	1/2"	1/2"	561.5 (265)	<b>P33VB14LBNN</b>
	3/4"	1/2"	678 (320)	<b>P33VB16LBNN</b>

\* Lockout tab and muffler supplied with unit.

For thread type: NPT 9

### Operating Information

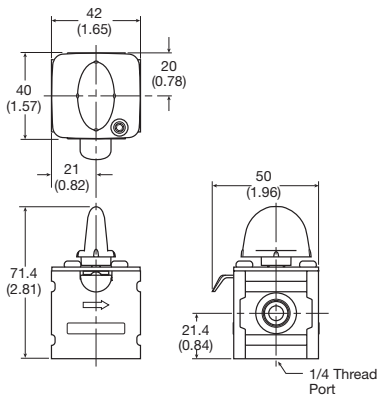
Operating temperature:	-40°C to 80°C (-40°F to 176°F)
Pressure supply (max):	250 psig (17 bar)
Port size:	BSPP / NPT
	1/4, 3/8, 1/2, 3/4
Weight:	P31 0.33 lbs (0.15 kg)
	P32 0.79 lbs (0.36 kg)
	P33 1.21 lbs (0.55 kg)

### Material Specifications

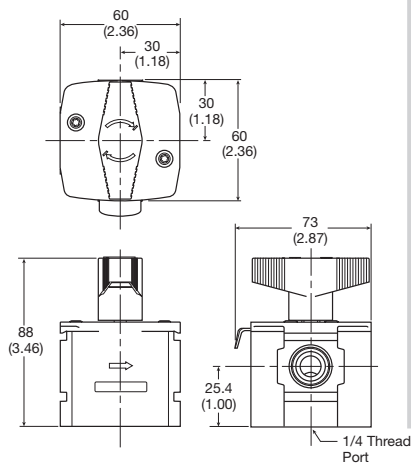
Body	Aluminum
Seals	PTFE
Ball	Stainless Steel
Lockout Tab	Zinc Plated Steel
Screw	Zinc Plated Steel

### Dimensions mm (inches)

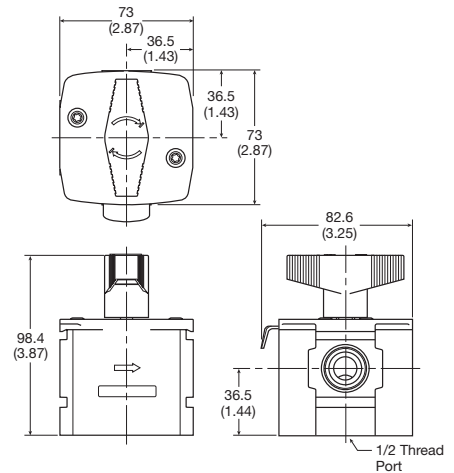
#### P31



#### P32



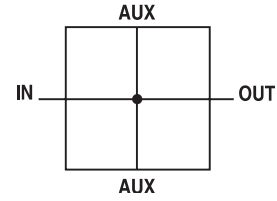
#### P33



### Most Popular



Manifold and Branch Blocks



Features

- Available in 1/4, 1/2 & 3/4 threaded inlet / outlet ports
- Two additional top and bottom auxiliary ports standard
- Can be mounted anywhere in the FRL system
- Flow capacity: 1/4 66 dm<sup>3</sup>/s, 1/2 189 dm<sup>3</sup>/s, 3/4 305 dm<sup>3</sup>/s

Manifold Blocks

Model Type	In / Out Port Size	Auxiliary Port Size Top	Auxiliary Port Size Bottom	Thread Type	Order Code
P31	1/4"	1/4"	1/4"	BSPP	P31MA12022N
P32	1/2"	1/4"	1/2"	BSPP	P32MA14024N
P33	3/4"	1/4"	1/2"	BSPP	P33MA16024N

For thread type: NPT **9**

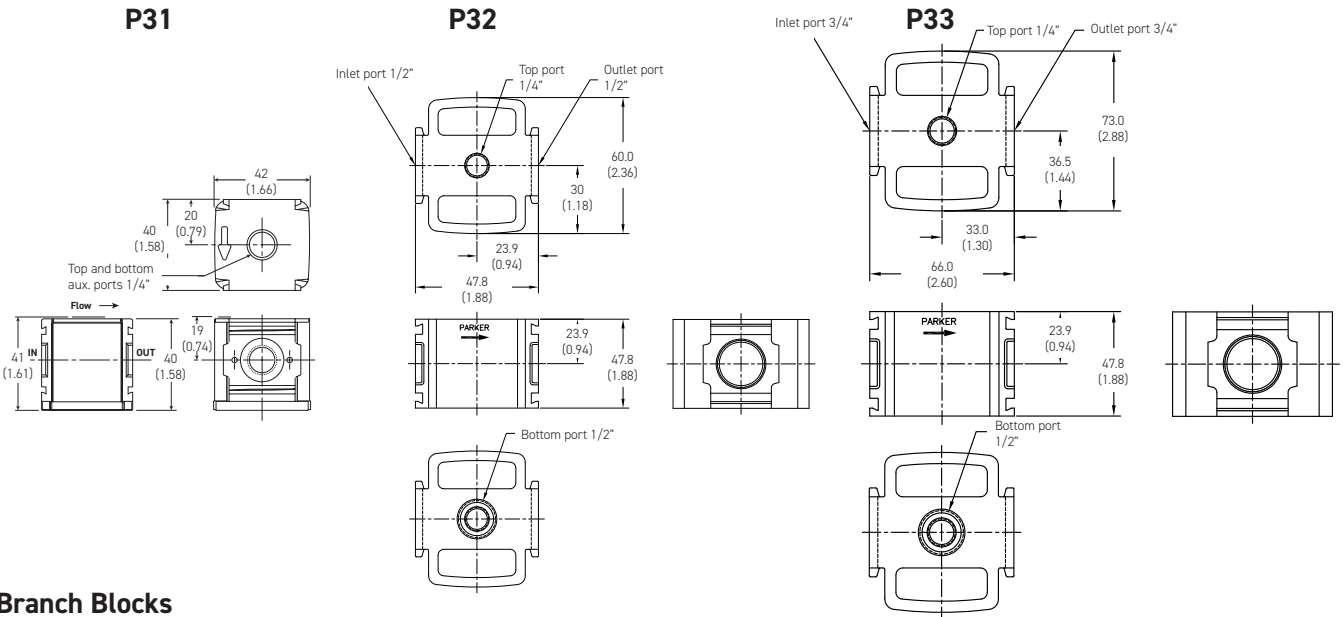
Materials of Construction

Body Aluminum

Specifications

Max Operating Temperature	65.5°C (150°F)
Max Supply Pressure	20.7 bar (300 psi)
Weight	P31: 0.19 kg (0.42 lbs) P32: 0.30 kg (0.66 lbs) P33: 0.34 kg (0.75 lbs)

Manifold Block - Dimensions



Branch Blocks

P32	1/2"	1/4"	1/4"	BSPP	P32MD14022N
P32	1/4"	1/4"	1/4"	BSPP	P32MD12022N

Materials of Construction

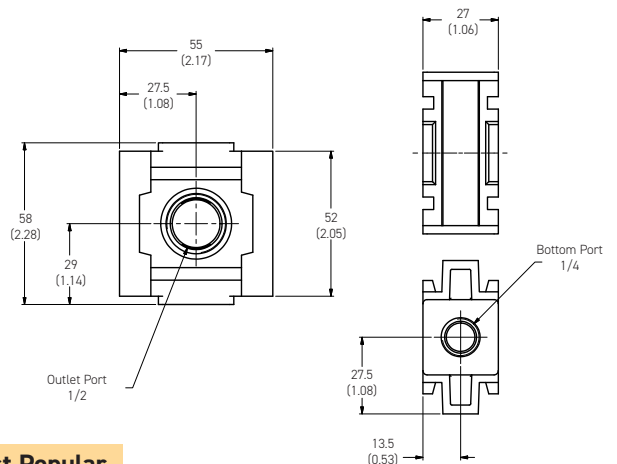
Body Aluminum

Specifications

Max Operating Temperature	65.5°C (150°F)
Max Supply Pressure	20.7 bar (300 psi)
Weight	0.14 kg (0.31 lbs)

Flow Capacity

1/4"	66 dm <sup>3</sup> /s (140 scfm)
1/2"	189 dm <sup>3</sup> /s (400 scfm)
3/4"	305 dm <sup>3</sup> /s (646 scfm)



Most Popular

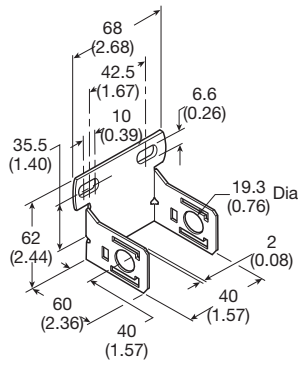


## P31 Accessories

### C-Bracket

(Fits to filter and lubricator body)

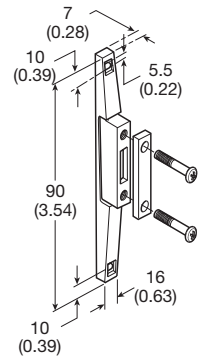
P31KA00MW



### T-Bracket w/ Body Connector

(O-ring not shown)

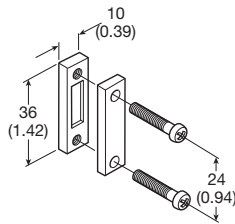
P31KA00MT



### Body Connector

(O-ring not shown)

P31KA00CB



### Port Block Kit

(O-ring not shown)

1/8 NPT .....	<b>P31KA91CP</b>	1/8 BSPT.....	<b>P31KA21CP</b>
1/4 NPT .....	<b>P31KA92CP</b>	1/4 BSPT .....	<b>P31KA22CP</b>
3/8 NPT .....	<b>P31KA93CP</b>	3/8 BSPT.....	<b>P31KA23CP</b>
1/8 BSPP .....	<b>P31KA11CP</b>		
1/4 BSPP .....	<b>P31KA12CP</b>		
3/8 BSPP .....	<b>P31KA13CP</b>		



### Port Block Kit w/ T-Bracket

(O-ring not shown)

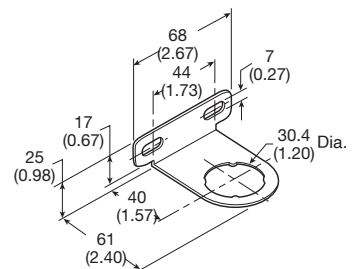
1/8 NPT .....	<b>P31KA91CN</b>	1/8 BSPT.....	<b>P31KA21CN</b>
1/4 NPT .....	<b>P31KA92CN</b>	1/4 BSPT .....	<b>P31KA22CN</b>
3/8 NPT .....	<b>P31KA93CN</b>	3/8 BSPT.....	<b>P31KA23CN</b>
1/8 BSPP .....	<b>P31KA11CN</b>		
1/4 BSPP .....	<b>P31KA12CN</b>		
3/8 BSPP .....	<b>P31KA13CN</b>		



### Angle Bracket

(Fits to regulator and filter/regulator body)

P31KB00MR



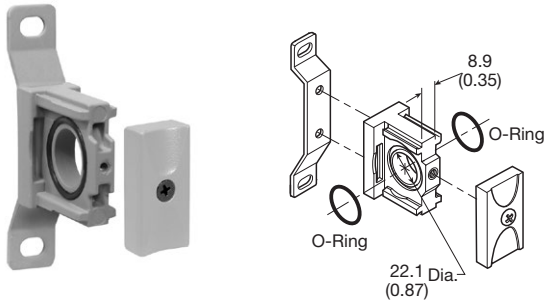
Most Popular



## P32 Accessories

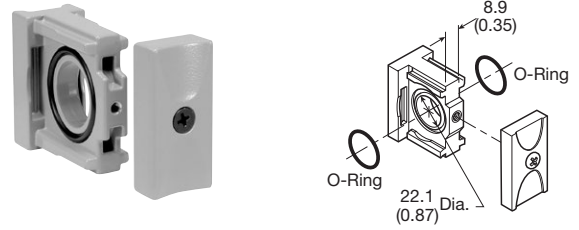
### T-Bracket w/ Body Connector

P32KA00MT



### Body Connector

P32KA00CB



### Port Block Kit

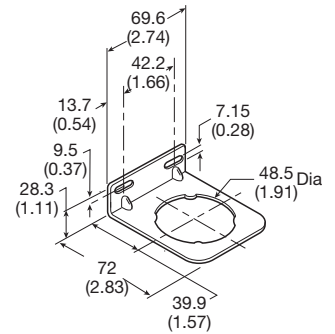
- |                |                  |                |                  |
|----------------|------------------|----------------|------------------|
| 1/4 NPT .....  | <b>P32KA92CP</b> | 1/4 BSPT ..... | <b>P32KA22CP</b> |
| 3/8 NPT .....  | <b>P32KA93CP</b> | 3/8 BSPT ..... | <b>P32KA23CP</b> |
| 1/2 NPT .....  | <b>P32KA94CP</b> | 1/2 BSPT ..... | <b>P32KA24CP</b> |
| 3/4 NPT .....  | <b>P32KA96CP</b> | 3/4 BSPT ..... | <b>P32KA26CP</b> |
| 1/4 BSPP ..... | <b>P32KA12CP</b> |                |                  |
| 3/8 BSPP ..... | <b>P32KA13CP</b> |                |                  |
| 1/2 BSPP ..... | <b>P32KA14CP</b> |                |                  |
| 3/4 BSPP ..... | <b>P32KA16CP</b> |                |                  |



### Angle Bracket

(Fits to regulator and filter/regulator bonnet)

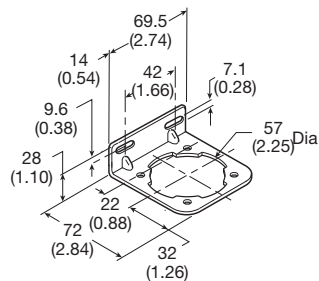
P32KB00MR



### L-Bracket

(Fits to filter and lubricator body)

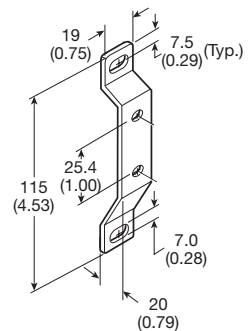
P32KA00ML



### T-Bracket

(fits to body connector or port block)

P32KA00MB



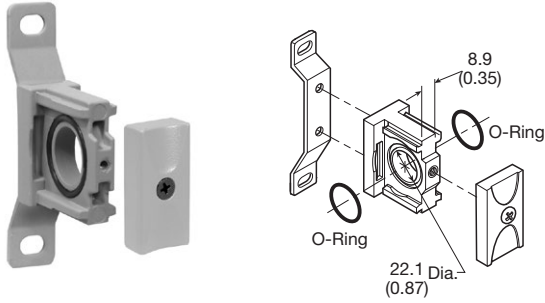
### Most Popular



## P33 Accessories

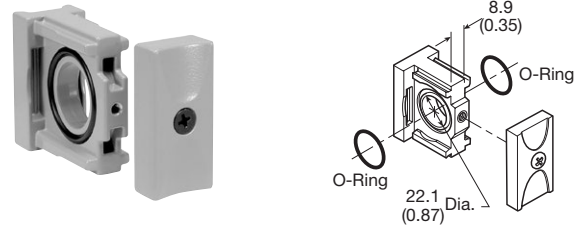
### T-Bracket w/ Body Connector

P32KA00MT



### Body Connector

P32KA00CB



### Port Block Kit

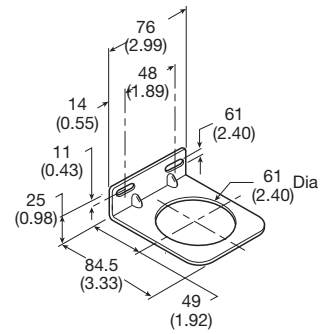
1/4 NPT .....	<b>P32KA92CP</b>	1/4 BSPT .....	<b>P32KA22CP</b>
3/8 NPT .....	<b>P32KA93CP</b>	3/8 BSPT .....	<b>P32KA23CP</b>
1/2 NPT .....	<b>P32KA94CP</b>	1/2 BSPT .....	<b>P32KA24CP</b>
3/4 NPT .....	<b>P32KA96CP</b>	3/4 BSPT .....	<b>P32KA26CP</b>
1/4 BSPP .....	<b>P32KA12CP</b>		
3/8 BSPP .....	<b>P32KA13CP</b>		
1/2 BSPP .....	<b>P32KA14CP</b>		
3/4 BSPP .....	<b>P32KA16CP</b>		



### Angle Bracket

(Fits to regulator and filter/regulator bonnet)

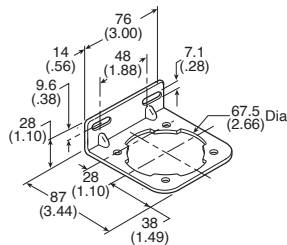
P33KA00MR



### L-Bracket

(Fits to filter and lubricator body)

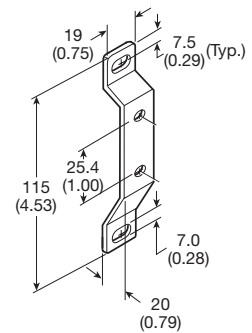
P33KA00ML



### T-Bracket












(fits to body connector or port block)

P32KA00MB











### Most Popular



Series	Description	Part Number	
P31 P32 P33	Panel Mount Nut (Plastic)	<b>P31KA00MP P32KA00MP P33KA00MP</b>	
P31 P32 P33	Panel Mount Nut (Aluminum)	<b>P31KA00MM P32KA00MM P33KA00MM</b>	
P31 P32 P33	5µ Element Kit	<b>P31KA00ESE P32KA00ESE P33KA00ESE</b>	
P31 P32 P33	1µ Element Kit	<b>P31KA00ES9 P32KA00ES9 P33KA00ES9</b>	
P31 P32 P33	0.01µ Element Kit	<b>P31KA00ESC P32KA00ESC P33KA00ESC</b>	
P31 P32 P33	Adsorber Element Kit	<b>P31KA00ESA P32KA00ESA P33KA00ESA</b>	
P32 / P33	Auto Drain Kit	<b>P32KA00DA</b>	
P32 / P33	Differential Pressure Indicator Kit	<b>P32KA00RQ</b>	
P31 / P32 / P33	Drip Control Assembly Kit	<b>P32KA00PH</b>	
P31 P32 / P33	Fill Plug Kit	<b>P31KA00PL P32KA00PL</b>	
P31 P32 P33	Lubricator - Plastic Bowl w/ Bowl Guard No Drain	<b>P31KB00BGN P32KB00BGN P33KA00BGN</b>	

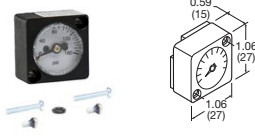
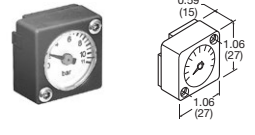

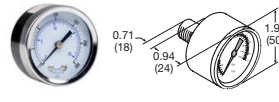



**Most Popular**




Series	Description	Part Number	
P31 P32 P33	Lubricator - Metal Bowl w/o Sight Gauge No Drain	<b>P31KB00BMN P32KB00BMN P33KA00BMN</b>	
P32 P33	Lubricator - Metal Bowl w/ Sight Gauge No Drain	<b>P32KB00BSN P33KA00BSN</b>	
P31 P32 P33	Metal Bowl w/o Sight Gauge & Manual Drain	<b>P31KB00BMM P32KB00BMM P33KA00BMM</b>	
P31	Metal Bowl w/o Sight Gauge & Pulse Drain	<b>P31KB00BMB</b>	
P32 P33	Metal Bowl w/o Sight Gauge & Auto Drain	<b>P32KB00BMA P33KA00BMA</b>	
P32 P33	Metal Bowl w/ Sight Gauge & Manual Drain	<b>P32KB00BSM P33KA00BSM</b>	
P32 P33	Metal Bowl w/ Sight Gauge & Auto Drain	<b>P32KB00BSA P33KA00BSA</b>	
P31 P32 P33	Plastic Bowl w/ Bowl Guard & Manual Drain	<b>P31KB00BGM P32KB00BGM P33KA00BGM</b>	
P31	Plastic Bowl w/ Bowl Guard & Pulse Drain	<b>P31KB00BGB</b>	
P32 P33	Plastic Bowl w/ Bowl Guard & Auto Drain	<b>P32KB00BGA P33KA00BGA</b>	

**Most Popular**



Series	Description	Connection	Part Number	
P31	Square Flush Mounting Gauge Kit	0-60 psig 0-160 psig 0-290 psig 0-4 bar 0-11 bar 0-20 bar	<b>P31KA060XB</b> <b>P31KA160XB</b> <b>P31KA290XB</b> <b>P31KA04BXB</b> <b>P31KA11BXB</b> <b>P31KA20BXB</b>	
For P31 with gauge air gauge M2.5				
P31	Square Flush Mounting Gauge Kit	0-60 psig 0-160 psig 0-4 bar 0-11 bar	<b>K4511SCR060</b> <b>K4511SCR160</b> <b>K4511SCR04B</b> <b>K4511SCR11B</b>	
For P31 with gauge air port 1/8				
P32/P33	MPS-34 Digital Sensor Cable Air Port Gauge	0-10 bar / PNP with 4-20mA / M8 4 Pin M8 4 Pin 2 meter M8 4 Pin 5 meter Adaptor 1/8BSP to 1/4BSP	<b>MPS-P34G-PCI</b> <b>CB-M8-4P-2M-PUR</b> <b>CB-M8-4P-5M-PUR</b> <b>01781310</b>	
P32 / P33	50mm Round Gauge (Double scale, with metallic ring)	0-60 psig / 0-4 bar 1/4" 0-160 psig / 0-14 bar 1/4" 0-300 psig / 0-20 bar 1/4"	<b>P6G-ERB2040</b> <b>P6G-ERB2140</b> <b>P6G-ERB2200</b>	
P31 P32 P33	Body Connector O-ring (Replacement kit) (Pack of 10)		<b>P31KA00CY</b> <b>P32KA00CY</b> <b>P33KA00CY</b>	
P32	Tamperproof Knob Kit		<b>P32KB00AT</b>	
P31 P32	Tamperproof Lockable Kit		<b>P31KB00AL</b> <b>P32KB00AL</b>	

**Pressure Switches**

P31/P32/P33/ P3Y	Pressure Switches KL with plug	1/8 male, 1 à 10 bar (PR / 1-10 NC ST 1/8 48) Break contact, IP65, Max 48V 1 to 10 bar (PR / 1-10 NO ST 1/8 48) Make contact, IP65, Max 48V	KL3437-00 KL3438-00	
	Adapter	* Male-1/4 to female-1/8	0178 13 10	
	Pressure sensor block without plug	0,5 to 8 (G1/4-8I-DIN), IP65, Max 250V 1 to 16 (G1/4-16I-DIN), IP65, Max 250V	KL3202-00 KL3203-00	
	Adapter	* Male-1/4 to male-1/4	0901 00 13	
	plug	GSD-30DS Standard 4-pin DIN EN 175301-803, Form A, ISO 4400	GSD-30DSL24V with DEL 24V 4-pin GSD-30DSL230V with DEL 230V 4-pin	

**Most Popular**



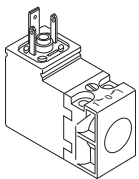
## Solenoid Operators - CNOMO

### Solenoid Operators, Coil Combinations

	NC Normal Operator with 22 x 30 standard coil	NC Normal Operator with 30 x 30 standard coil
Working pressure	0 to 10 bar	0 to 10 bar
Ambient temperature	-10°C to 60°C *	-10°C to 60°C *
Power (DC)	4.8W	2.7W
Power (AC)	8.5VA	4.9VA
Voltage tolerance	+/-10%	+/-10%
Duty cycle	100%	100%
Insulation class	F	F
Electric connection	B Industrial	DIN 43650A
Protection	IP65	IP65
Approval		UL/CSA
Working media	All neutral media such as compressed air	

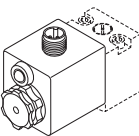
\* Limited to 50°C if use with 100% duty cycle

### P31 Series only - Solenoid coils 15mm NC



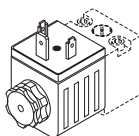
Voltage	Order code Override, blue, Non-Locking Flush	Weight (kg)
24VDC	<b>P2E-KV32C1</b>	0.038
115VAC 50Hz / 120VAC 60Hz	<b>P2E-KV31F1</b>	0.038

### Solenoid Coils with M12 Connection



Voltage	Part Number	Weight (kg)
Direct current		
24VDC	<b>P2FC6449</b>	0.065

### Solenoid Coils with DIN A or Industrial B Connection



Voltage	22mm x 30mm Part Number B Industrial Standard	Weight (kg)	30mm x 30mm Part Number DIN 43650A Standard	Weight (kg)
Direct current				
24VDC	<b>P2FCB449</b>	0.093	<b>P2FCA449</b>	0.105
Alternative current				
110V 50Hz, 120V 60Hz	<b>P2FCB453</b>	0.093	<b>P2FCA453</b>	0.105

### Transients

Interrupting the current through the solenoid coil produces momentary voltage peaks which, under unfavorable conditions, can amount to several hundred times the rated operating voltage. Normally, these transients do not cause problems, but to achieve the Maximum life of relays in the circuit (and particularly of transistors, thyristors and integrated circuits) it is desirable to provide protection by means of voltage-dependent resistors (varistors). All connectors/cable plugs EN175301-803 with LED's include this type of circuit protection.

### Materials

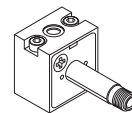
#### Pilot Valve

Body:	Polyamide
Armature tube:	Brass
Plunger & core:	Corrosion resistant Cr-Ni steel
Seals:	Fluorocarbon
Screws:	Stainless steel

#### Coil

Encapsulation material:	Thermoplastic as standard Duroplast for M12 connection
-------------------------	---

### Spare Base Solenoid Pilot Operator CNOMO NC



Description	Part Number Non-Lock Manual Override	Weight (kg)
Standard Duty	<b>P2FP23N4B</b>	0.065
No Override	<b>P2FP23N4A</b>	0.065

Note: Solenoid pilot operators are fitted to the Global range. Order the above part numbers for spares. The operators are supplied with mounting screws and interface 'O' rings. Coils and connectors must be ordered separately.

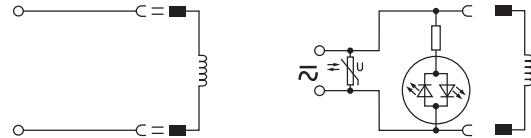
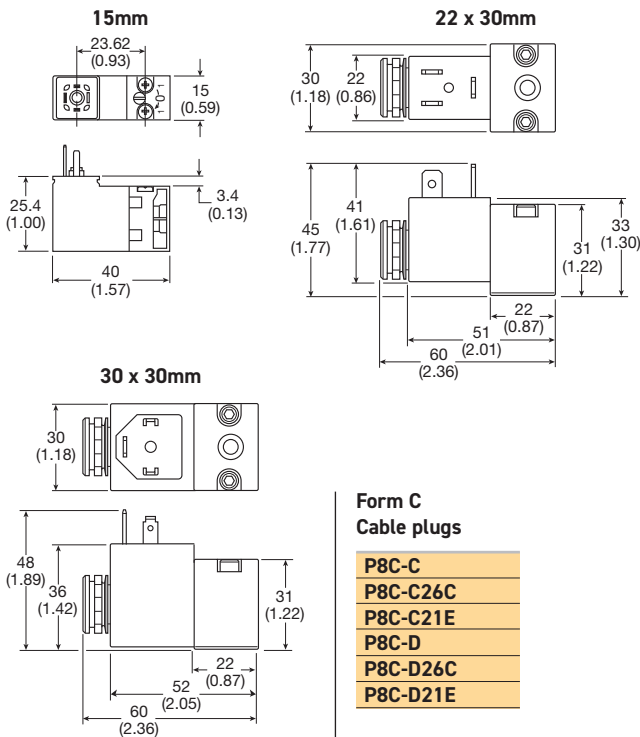
### Most Popular



Solenoid Connectors / Cable Plugs EN175301-803

	Description	Order code 15mm Form C ISO15217	Order code 22mm Form B Industrial	Order code 30mm Form A ISO4400
With large headed screw suitable for mounting in inaccessible or recess position	Standard IP65	<b>P8C-C</b>		
	24V DC LED and protection IP65	<b>P8C-C26C</b>		
	110V AC LED and protection IP65	<b>P8C-C21E</b>		
With standard screw	Standard IP65 without flying lead	<b>P8C-D</b>	<b>3EV10V10</b>	<b>3EV290V10</b>
	With LED and protection 24V AC/DC	<b>P8C-D26C</b>	<b>3EV10V20-24</b>	<b>3EV290V20-24</b>
	With LED and protection 110V AC	<b>P8C-D21E</b>	<b>3EV10V20-110</b>	<b>3EV290V20-110</b>
	With LED and protection 230V AC		<b>3EV10V20-230</b>	<b>3EV290V20-230</b>
With cable	Standard with 2m cable IP65	<b>P8L-C2</b>		
	Standard with 5m cable IP65	<b>P8L-C5</b>		
	24V AC/DC, 2m cable LED and protection IP65	<b>P8L-C226C</b>		
	24V AC/DC, 5m cable LED and protection IP65	<b>P8L-C526C</b>	<b>3EV10V20-24L5</b>	<b>3EV290V20-24L5</b>
	24V AC/DC, 10m cable LED and protection IP65	<b>P8L-CA26C</b>		
	110V AC/DC, 2m cable LED and protection IP65	<b>P8L-C221E</b>		
	110V AC/DC, 5m cable LED and protection IP65	<b>P8L-C521E</b>	<b>3EV10V20-110L5</b>	<b>3EV290V20-110L5</b>
	230V AC, 5m cable LED and protection IP65		<b>3EV10V20-230L5</b>	<b>3EV290V20-230L5</b>

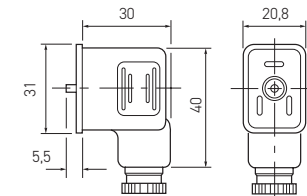
Solenoid Coil & Cable Plug Dimensions (mm)



<b>P8C-C</b>	<b>P8C-D26C</b>	<b>P8L-C226C</b>
<b>P8C-D</b>	<b>P8C-D21E</b>	<b>P8L-C526C</b>
<b>P8L-C2</b>	<b>P8C-C26C</b>	<b>P8L-CA26C</b>
<b>P8L-C5</b>	<b>P8C-C21E</b>	<b>P8L-C221E</b>
<b>3EV10V10</b>		<b>P8L-C521E</b>
	<b>3EV10V20-24</b>	<b>3EV10V20-24L5</b>
	<b>3EV10V20-110</b>	<b>3EV10V20-110L5</b>
	<b>3EV10V20-230</b>	<b>3EV10V20-230L5</b>

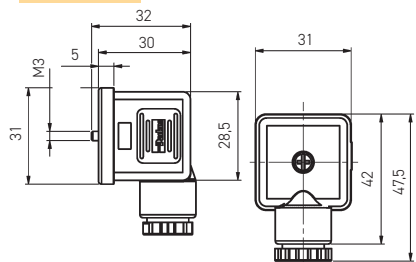
Form B Cable plugs

**3EV10V10**



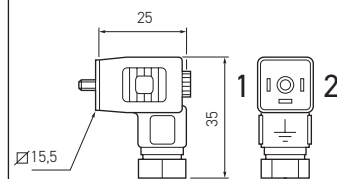
Form A Cable plugs

**3EV290V10**



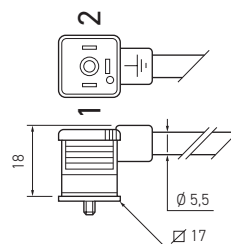
Form C  
Cable plugs

<b>P8C-C</b>
<b>P8C-C26C</b>
<b>P8C-C21E</b>
<b>P8C-D</b>
<b>P8C-D26C</b>
<b>P8C-D21E</b>



Form C  
Cable plugs

<b>P8L-C2</b>
<b>P8LC5</b>
<b>P8L-C226C</b>
<b>P8L-C526C</b>
<b>P8L-CA26C</b>
<b>P8L-C221E</b>
<b>P8L-C521E</b>



Most Popular



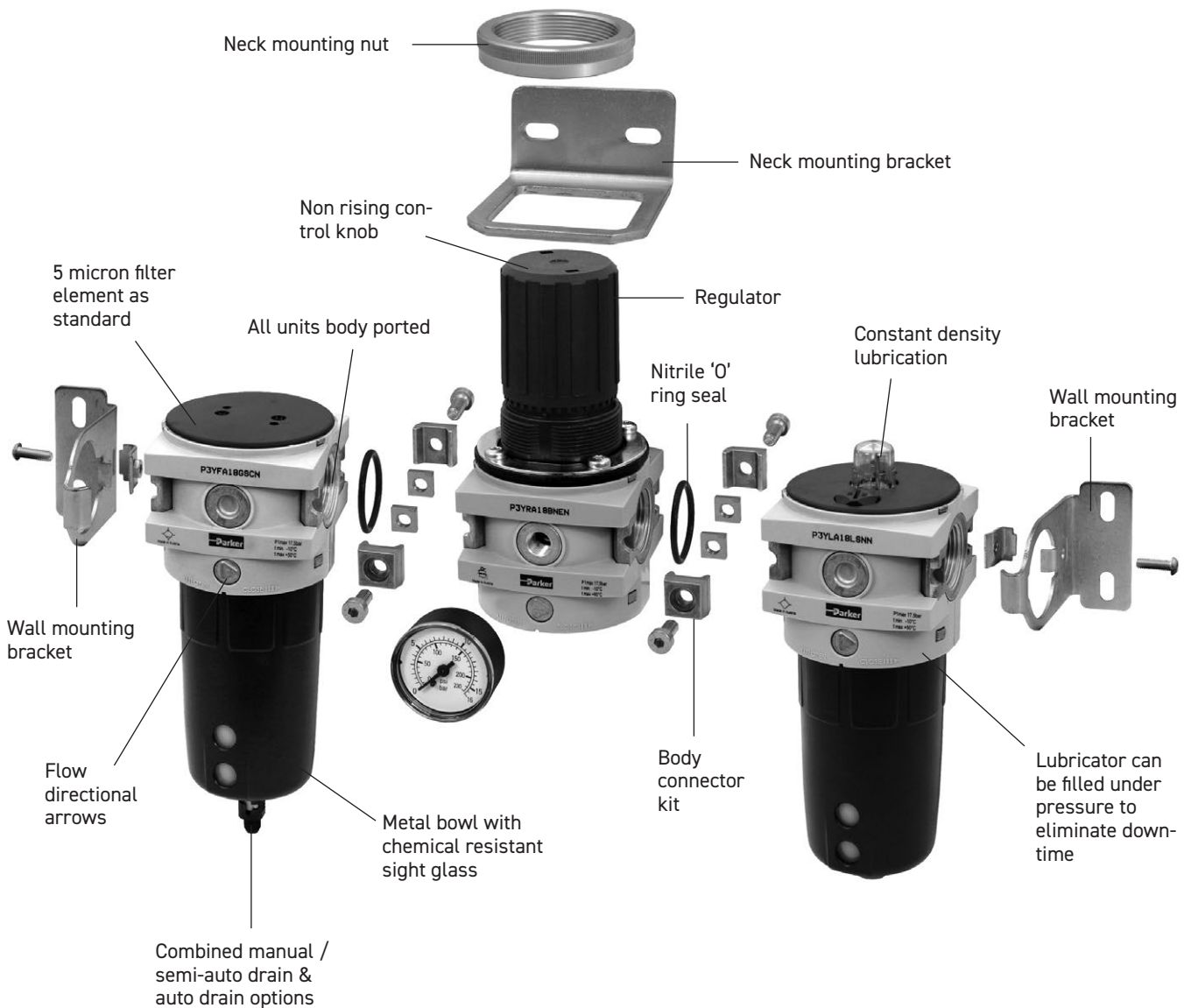
### P3Y System

The P3Y system allows units to be connected together without the use of pipe connectors. This saves space, provides constant mounting centers, and maintains a modern aesthetically pleasing appearance.

The P3Y filters are specially designed to efficiently filter out rust, dirt, moisture and other impurities from compressed air lines. Operation is fully automatic with a minimum of pressure drop. Coalescing filters and adsorber filters for high purity air are also included in the P3Y series.

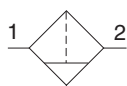
The P3Y regulators are designed to provide quick response and accurate pressure regulation for the most demanding hi-flow industrial applications.

The rolling diaphragm was designed for long trouble-free operation and will not rupture or tear under high cycle or demanding applications. The P3Y mist lubricators are designed to provide lubrication for many general purpose applications.

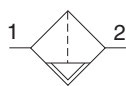


## P3Y Particulate Filter - Large

- Integral 3/4" or 1" ports (NPT & BSPP)
- High efficiency particulate element as standard
- Excellent water removal efficiency
- Robust but lightweight Aluminum construction
- Low temperature -40°C (-40°F) with combined manual / semi-auto drain as standard



Manual drain



Auto drain

Port Size	Description	Part Number
3/4"	Combined Manual /Semi-Auto Drain	<b>P3YFA16ESCN</b>
3/4"	Auto Drain	<b>P3YFA16ESAN</b>
1"	Combined Manual /Semi Auto Drain	<b>P3YFA18ESCN</b>
1"	Auto Drain	<b>P3YFA18ESAN</b>

### Operating Information

Supply pressure (max)*:	254 psig (17.5 bar)
Operating temperature:	14°F to 140°F (-10°C to 60°C)
Auto drain	14°F to 140°F (-10°C to 60°C)
Combined drain	-40°F to 140°F (-40°C to 60°C)
Standard filtration	5 micron
Manual / semi-auto drain:	Closed at 11.6 psig (0.8 bar) G1/8 thread male
Auto drain bowl pressure:	Closed at 11.6 psig (0.8 bar)
Bowl capacity:	4.4 US oz. (130 cm <sup>3</sup> )
Standard filtration:	5 micron
Flow capacity†:	3/4" 170 scfm (80.2 dm <sup>3</sup> /s, ANR) 1" 170 scfm (80.2 dm <sup>3</sup> /s, ANR)
Fluid:	Compressed air
Weight:	1.98 lb (0.9 kg)

† Inlet pressure 91.4 psig (6.3 bar) inlet pressure and 7.3 psig (0.5 bar) pressure drop.

\* Air supply must be dry enough to avoid ice formation at temperatures below 35.6°F (2°C).

Air quality: Within ISO 8573-1: 2010 Class 6 and 7 (Particulates)

### Ordering Information:

<b>P3YFA</b>		<b>1</b>	<b>8</b>	<b>E</b>	<b>SC</b>	<b>N</b>
<b>Basic Series</b>	<b>Filter</b>	<b>Thread Type*</b>	<b>Port Size</b>	<b>Element</b>	<b>Drain Type</b>	
P3YFA		BSPP 1	3/4 6	E 5 micron	SC Combined Manual / Semi-Auto Drain	
		NPT 9	1 8	G 30 micron	SA Auto drain	

\* Note: For 1-1/2" ported unit, please order P3YKA\*BCP port block kit separately.

### Most Popular



**Material Specifications**

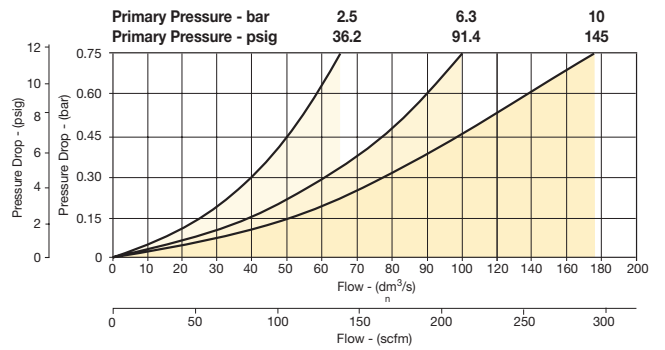
Body	Aluminum
Sight glass and bowl	Polypropylene
Body cover	ABS
Element	Sintered P.E.
Seals	Nitrile NBR
Manual / semi-auto drain	Acetal
Automatic drain	PA / $\varnothing$ 10mm brass connection

**Repair and Service Kits**

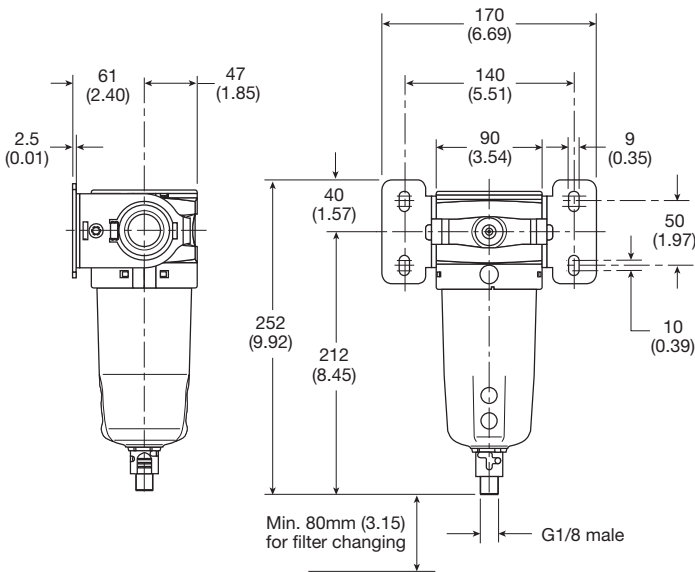
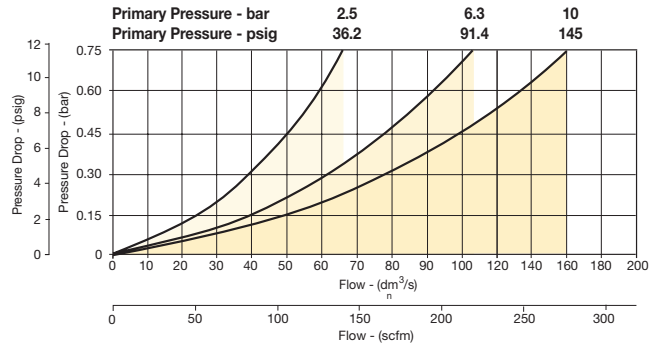
5 micron element kit	<b>P3YKA00ESE</b>
30 micron element kit	<b>P3YKA00ESG</b>
Bowl kit with combined manual / semi auto drain	<b>P3YKA00BSC</b>
Bowl kit with auto drain	<b>P3YKA00BSA</b>

**Flow Characteristics**

**(3/4") Filter 5 micron**



**(1") Filter 5 micron**



mm (Inches)

**Most Popular**



## P3Y Coalescing and Adsorber Filters - Large

- Extended high efficiency filter element provides greater filtration surface area.
- Integral 3/4" or 1" ports (BSPP & NPT)
- Removes liquid aerosols and sub micron particles
- Oil free air for critical applications, such as air gauging, pneumatic instrumentation and control
- Adsorber activated carbon element removes oil vapors and most hydrocarbons
- Robust but lightweight aluminum construction



**Notes:** To optimize the life of the coalescing element, it is advisable to install a P3YFA pre-filter with a 5 micron element upstream of the coalescing filter.

To optimize the life of the adsorber element, it is advisable to install a P3Y coalescing 0.01 micron filter upstream of the adsorber filter.

Port Size	Description	Part Number
3/4"	Coalescing Filter 0.01 micron, Combined Manual / Semi-Auto Drain	<b>P3YFA16DSCN</b>
3/4"	Coalescing Filter 0.01 micron, Auto Drain	<b>P3YFA16DSAN</b>
1"	Coalescing Filter 0.01 micron, Combined Manual / Semi-Auto Drain	<b>P3YFA18DSCN</b>
1"	Coalescing Filter 0.01 micron, Auto Drain	<b>P3YFA18DSAN</b>

### Operating Information

Supply pressure (max)*:	254 psig (17.5 bar)
Operating temperature:	14°F to 140°F (-10°C to 60°C)
Manual / auto drain:	Closed at 11.6 psig (0.8 bar) G1/8 thread male
Media specifications:	
Adsorber, max oil carryover	0.008 mg/m <sup>3</sup> (PPM w/w)
Bowl capacity:	4.4 US oz. (130 cm <sup>3</sup> )
Standard filtration:	0.01 micron
Flow capacity†:	
3/4" 1.0 micron coalescing	290 scfm (137 dm <sup>3</sup> /s, ANR)
1" 1.0 micron coalescing	307 scfm (145 dm <sup>3</sup> /s, ANR)
3/4" 0.01 micron coalescing	275 (177 dm <sup>3</sup> /s, ANR)
1" 0.01 micron coalescing	307 (145 dm <sup>3</sup> /s, ANR)
3/4" Activated carbon adsorber	275 (177 dm <sup>3</sup> /s, ANR)
1" Activated carbon adsorber	307 (145 dm <sup>3</sup> /s, ANR)
Fluid:	Compressed air
Weight:	3.5 lb (1.6 kg)
† Inlet pressure 91.4 psig (6.3 bar) inlet pressure and 7.3 psig (0.5 bar) pressure.	
* Air supply must be dry enough to avoid ice formation at temperatures below 35.6°F (2°C).	

Air quality:ISO 8573-1:2010: 0.01µm closes to Class 1 for maximum particle size and concentration of solid contaminants, and closes to Class 1 on maximum oil content (ppm/wt). Within ISO 8573-1:2010: Adsorber closes to Class 1 on maximum oil content (ppm/wt).

### Ordering Information:

<b>P3YFA</b>		<b>1</b>	<b>8</b>	<b>A</b>	<b>SC</b>	<b>N</b>
<b>Basic Series</b>	<b>Thread Type*</b>	<b>Port Size</b>	<b>Element</b>	<b>Drain Type</b>		
Coalescing Filter P3YFA	BSPP 1 NPT 9	3/4 6 1 8	D 0.01 micron Element with DPI Standard A Adsorber 2 1 Micron	SC Combined Manual / Semi Auto Drain SA Auto Drain		

\* Note: For 1-1/2" ported unit, please order P3YKA\*BCP port block kit separately.

Auto drain is recommended for 0.01 or 1 micron. Manual drain for adsorber.

### Most Popular



**Material Specifications**

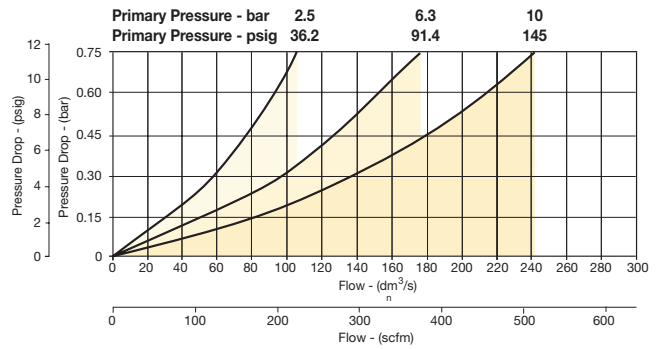
Body	Aluminum
Sight glass and bowl	Polypropylene
Filter cover	ABS
Coalescing element	Borosilicate & nano fibers
Top & bottom end cap (coalescing)	Aluminum
Adsorber element	Activated carbon
Top & bottom end cap (adsorber)	Glass filled nylon
Support cylinders	Grade 430 stainless steel
Support media	Polypropylene
Anti re-entrainment barrier	Polyester
Encapsulation	Epoxy resin / hardener
Seals	Nitrile NBR
Manual / semi-auto drain	Acetal
Auto drain	PA / Ø 10mm brass connection
Differential pressure indicator, body	Acetal
Differential pressure indicator, internal parts	Acetal
Differential pressure indicator, spring	Stainless steel
Differential pressure indicator, seals	Nitrile NBR
Differential pressure indicator, support plate	ABS
Differential pressure indicator, screws	Steel / zinc plated

**Repair and Service Kits**

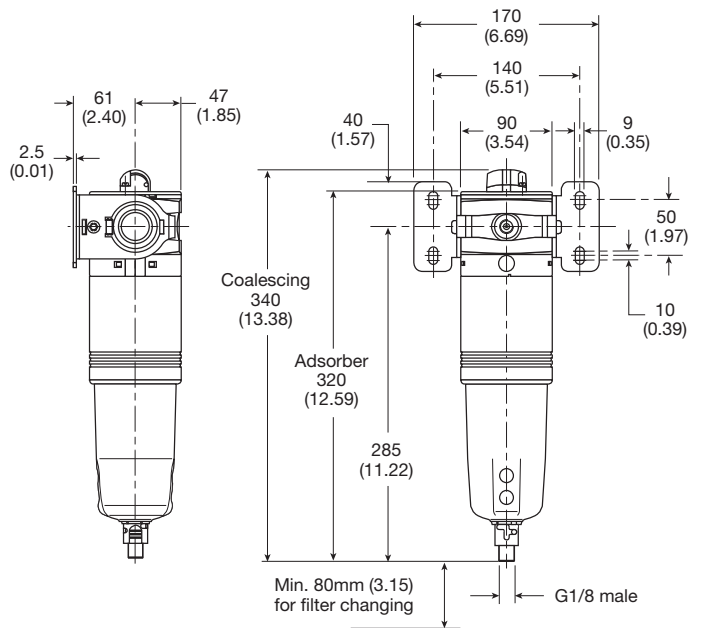
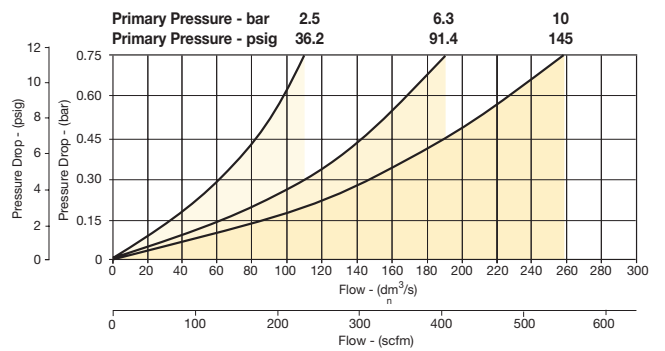
0.01 micron element kit	<b>P3YKA00ESC</b>
Adsorber element kit	<b>P3YKA00ESA</b>
1 micron coalescing element kit	<b>P3YKA00ES9</b>
Bowl kit with combined manual / semi auto drain	<b>P3YKA00BSC</b>
Bowl kit with auto drain	<b>P3YKA00BSA</b>
Differential pressure indicator kit	<b>P3YKA00RQ</b>

**Flow Characteristics**

**(3/4") 0.01 Micron Coalescing Filter Saturated**



**(1") 0.01 Micron Coalescing Filter Saturated**



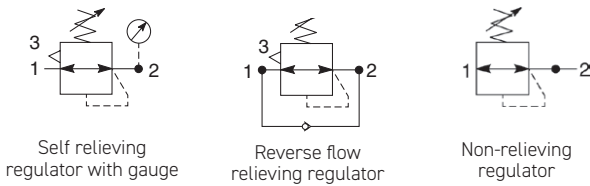
mm (Inches)

Most Popular



## P3Y Regulators - Large

- Integral 3/4" or 1" ports (BSPP and NPT)
- Robust but lightweight aluminum construction
- Secondary pressure ranges 12 and 16 bar
- Rolling diaphragm for extended life
- Secondary aspiration plus rolling diaphragm provides quick response and accurate pressure regulation
- Optional tamperproof regulator padlock
- Reverse flow / relieving option
- Low temperature -40°C (-40°F)



Port Size	Description	Part Number
3/4"	174 psig relieving	<b>P3YRA16BNEN</b>
3/4"	174 psig relieving + pressure gauge	<b>P3YRA16BNFN</b>
1"	174 psig relieving	<b>P3YRA18BNEN</b>
1"	174 psig relieving + pressure gauge	<b>P3YRA18BNFN</b>

### Operating Information

Supply pressure (max)*:	254 psig (17.5 bar)
Operating temperature:	-40°F to 140°F (-40°C to 60°C)
Flow capacity†:	3/4" 380 scfm (179.3 dm³/s, ANR) 1" 550 scfm (259.6 dm³/s, ANR)

Fluid: Compressed air

Gauge port (x2): 1/4"

Weight: 2.4 lb (1.08 kg)

† Inlet pressure 145 psig (10 bar) inlet pressure, 91.4 psig (6.3 bar) set pressure and 7.3 psig (0.5 bar) pressure drop.

\* Air supply must be dry enough to avoid ice formation at temperatures below 35.6°F (2°C).

### Ordering Information:

<b>P3YRA</b>	<b>1</b>	<b>8</b>	<b>B</b>	<b>N</b>	<b>F</b>	<b>N</b>
<b>Basic Series</b>	<b>Thread Type*</b>	<b>Port Size</b>	<b>Relief</b>	<b>Lockable</b>	<b>Adjustment Range</b>	
Regulator P3YRA	BSPP 1 NPT 9	3/4 6 1 8	B Relieving R Reverse Flow / Relieving	N Standard A† Lockable	E 0 to 174 psi (0 to 12 bar), No Gauge H 0 to 232 psi (0 to 16 bar), No Gauge F 0 to 174 psi (0 to 12 bar), Gauge J 0 to 232 psi (0 to 16 bar), Gauge	

Notes:  
 \* For 1-1/2" ported unit, please order P3YKA\*BCP port block kit separately.  
 † Not field convertible.

### Most Popular



**Material Specifications**

Body	Aluminum
Bonnet	Glass filled polyamide
Regulator cover	ABS
Control knob	Glass filled polyamide
Valve	Brass / NBR
Seals	Nitrile NBR
Screws	Steel / zinc plated

**Repair and Service Kits**

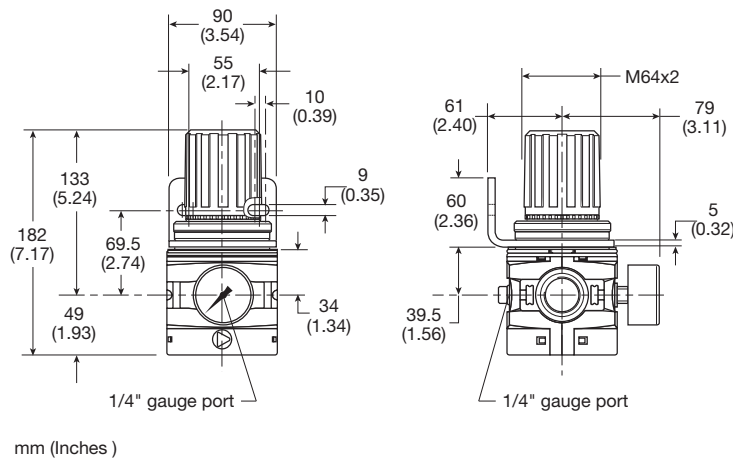
Angle bracket + metal lock ring	<b>P3YKA00MS</b>
Panel mounting nut	<b>P3YKA00MM</b>
Diaphragm kit (relieving type)	<b>P3YKA00RR</b>
Diaphragm kit (non-relieving type)	<b>P3YKA00RN</b>
0 to 300 psig (0 to 20 bar), gauge 1/4" port	<b>KG8013-00</b>

**WARNING**

Product rupture can cause serious injury.  
Do not connect regulator to bottled gas.  
Do not exceed Maximum primary pressure rating.

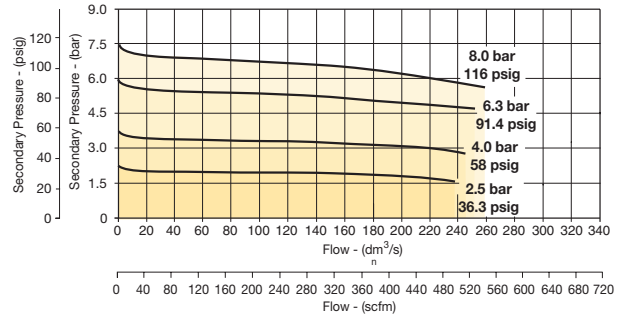
**CAUTION:**

**REGULATOR PRESSURE ADJUSTMENT** - The working range of knob adjustment is designed to permit outlet pressures within their full range. Pressure adjustment beyond this range is also possible because the knob is not a limiting device. This is a common characteristic of most industrial regulators, and limiting devices may be obtained only by special design. For best performance, regulated pressure should always be set by increasing the pressure up to the desired setting.

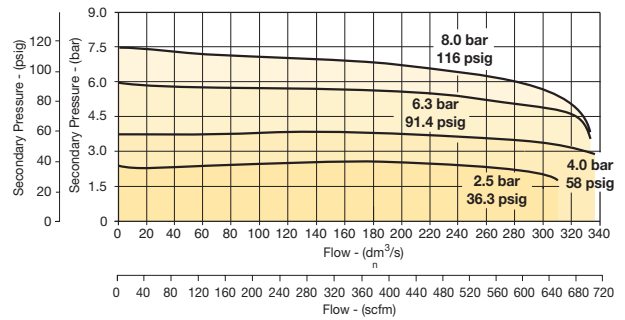


**Flow Characteristics**

**(3/4") Regulator**



**(1") Regulator**

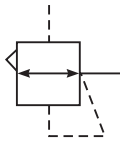


Most Popular



## P3Y Pilot Operated Regulator - Large

- Integral 3/4" or 1" ports (BSP & NPT)
- Pilot controlled regulators can be mounted "out of reach" with pilot regulator installed in a convenient location
- Constant pilot bleed control for accurate pressure control
- Balanced poppet provides quick response
- High flow



Port Size	Description	Part Number
3/4"	Pilot operated regulator	<b>P3YRA16BPPN</b>
1"	Pilot operated regulator	<b>P3YRA18BPPN</b>

### Operating Information

Supply pressure (max):	254 psig (17.5 bar)
Operating temperature:	-40°F to 140°F (-40°C to 60°C)
Flow capacity†:	3/4" 550 scfm (259.6 dm³/s, ANR) 1" 550 scfm (259.6 dm³/s, ANR)
Fluid:	Compressed air
Weight:	2.6 lb (1.2 kg)

† Inlet pressure 145 psig (10 bar) inlet pressure, 91.4 psig (6.3 bar) set pressure and 7.3 psig (0.5 bar) pressure drop.

### Ordering Information:

<b>P3YRA</b>		<b>1</b>	<b>8</b>	<b>BPPN</b>
<b>Basic Series</b>		<b>Thread Type*</b>		
Pilot Operated Regulator	<b>P3YRA</b>	BSP 1	3/4 6	
		NPT 9	1 8	

\* Note: For 1-1/2" ported unit, please order P3YKA\*BCP port block kit separately.

### Most Popular

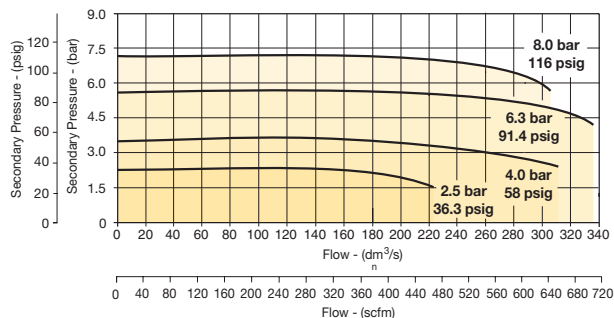


**Material Specifications**

Body	Aluminum
Body cover	ABS
Valve	Brass / NBR composite
Pilot valve booster	Aluminum
Seals	Nitrile NBR
Screws	Zinc plated steel

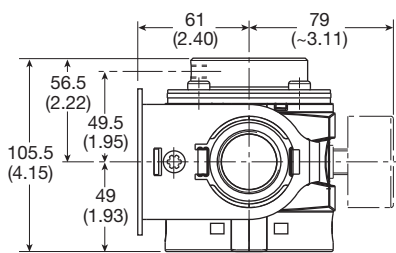
**Flow Characteristics**

**3/4" and 1" Pilot Regulator**

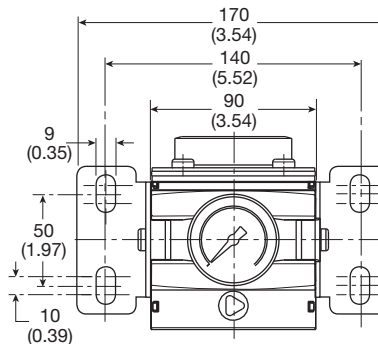
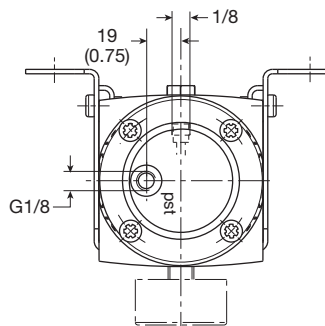


**⚠ WARNING**

**Product rupture can cause serious injury.  
Do not connect regulator to bottled gas.  
Do not exceed Maximum primary pressure rating.**



mm (Inches)




Most Popular



## P3Y Filter / Regulator - Large

- Integral 3/4" or 1" ports (BSPP or NPT)
- High efficiency element as standard
- Excellent water removal efficiency
- Robust but lightweight aluminum construction
- Secondary pressure ranges 12 and 16 bar
- Rolling diaphragm for extended life
- Secondary aspiration plus balanced poppet provides quick response and accurate pressure regulation.
- Reverse flow / relieving option
- Low temperature -40°C (-40°F) with combined manual / semi-auto drain as standard



Port Size	Description (0 to 174 psi)	Part Number
3/4"	Relieving, Combined Manual / Semi-Auto Drain	<b>P3YEA16ESCBNEN</b>
3/4"	Relieving, Auto Drain	<b>P3YEA16ESABNEN</b>
3/4"	Relieving, Gauge, Combined Manual / Semi-Auto Drain	<b>P3YEA16ESCBNFN</b>
3/4"	Relieving, Gauge, Auto Drain	<b>P3YEA16ESABNFN</b>
1"	Relieving, Combined Manual / Semi-Auto Drain	<b>P3YEA18ESCBNEN</b>
1"	Relieving, Auto Drain	<b>P3YEA18ESABNEN</b>
1"	Relieving, Gauge, Combined Manual / Semi-Auto Drain	<b>P3YEA18ESCBNFN</b>
1"	Relieving, Gauge, Auto Drain	<b>P3YEA18ESABNFN</b>

### Operating Information

Supply pressure (max)*:	254 psig (17.5 bar)
Operating temperature:	14°F to 140°F (-10°C to 60°C)
Auto drain	-40°F to 140°F (-40°C to 60°C)
Combined drain	
Standard filtration:	5 micron
Manual / semi-auto drain:	Closed at 11.6 psig (0.8 bar) G1/8 thread male
Auto drain bowl pressure:	Closed at 11.6 psig (0.8 bar)
Bowl capacity:	4.4 US oz. (130 cm <sup>3</sup> )
Standard filtration:	5 micron
Flow capacity†:	3/4" 335 scfm (158.1 dm <sup>3</sup> /s, ANR) 1" 465 scfm (219.5 dm <sup>3</sup> /s, ANR)
Fluid:	Compressed air
Gauge port (x2):	1/4"
Weight:	3.3 lb (1.5 kg)

† Inlet pressure 91.4 psig (6.3 bar) inlet pressure and 7.3 psig (0.5 bar) pressure drop.

\* Air supply must be dry enough to avoid ice formation at temperatures below 35.6°F (2°C).

Air quality: Within ISO 8573-1: 2010 Class 6 and 7 (Particulates)

### Ordering Information:

<b>P3YEA</b>		<b>1</b>	<b>8</b>	<b>E</b>	<b>SA</b>	<b>B</b>	<b>N</b>	<b>F</b>	<b>N</b>
<b>Basic Series</b>	<b>Thread Type*</b>	<b>Port Size</b>		<b>Drain Type</b>		<b>Relief</b>		<b>Lockable</b>	
Filter / Regulator P3YEA	BSPP 1 NPT 9	3/4 6 1 8	SC Combined Manual / Semi-Auto Drain SA Auto Drain		B Relieving R Reverse Flow / Relieving		N Standard A† Lockable		<b>Adjustment Range</b>
			<b>Element</b>						E 0 to 174 psi (0 to 12 bar), No Gauge
			E 5 micron G 30 micron						H 0 to 232 psi (0 to 16 bar), No Gauge
									F 0 to 174 psi (0 to 12 bar), Gauge
									J 0 to 232 psi (0 to 16 bar), Gauge

**Notes:**  
 \* For 1-1/2" ported unit, please order P3YKA\*BCP port block kit separately.  
 † Not field convertible.

### Most Popular



**Material Specifications**

Body	Aluminum
Sight glass and bowl	Polypropylene
Body cover	ABS
Element	Sintered polypropylene
Seals	Nitrile NBR
Manual / semi-auto drain	Acetal
Auto drain	PA / Ø 10 mm brass connection
Bonnet	Glass filled polyamide
Control Knob	Glass filled polyamide
Valve	Brass / NBR
Screws	Steel / zinc plated

**Repair and Service Kits**

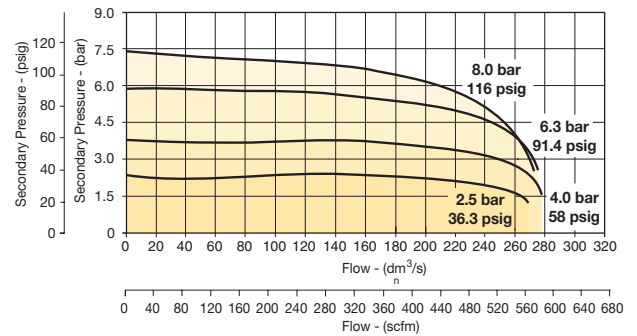
5 micron element kit	<b>P3YKA00ESE</b>
30 micron element kit	<b>P3YKA00ESG</b>
Bowl kit with combined manual/semi auto drain	<b>P3YKA00BSC</b>
Bowl kit with auto drain	<b>P3YKA00BSA</b>
Key lock kit	<b>P3XKA00AS</b>
Diaphragm kit (relieving type)	<b>P3YKA00RR</b>
Diaphragm kit (non-relieving type)	<b>P3YKA00RN</b>
Angle bracket + metal lock ring	<b>P3YKA00MS</b>
Panel mount nut	<b>P3YKA00MM</b>
0 to 300 psig (0 to 20 bar), gauge 1/4" port	<b>KG8013-00</b>

**Flow Characteristics**

**(3/4") 5 Micron Filter / Regulator**



**(1") 5 Micron Filter / Regulator**

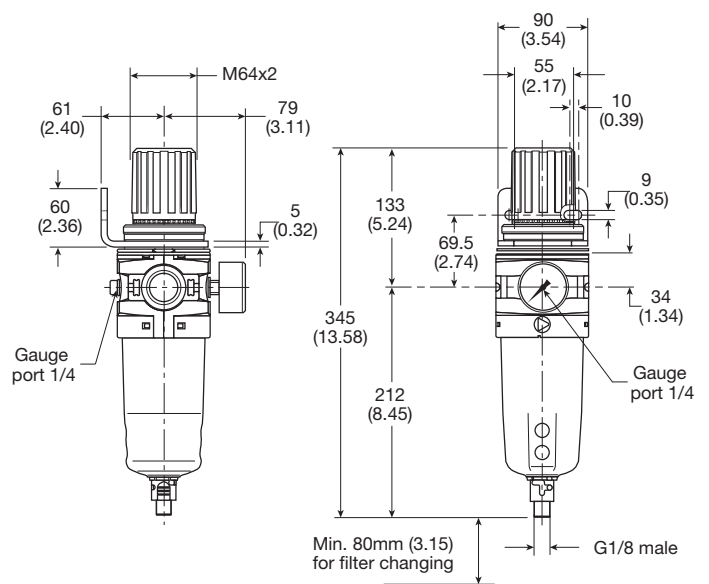


**WARNING**

Product rupture can cause serious injury.  
Do not connect regulator to bottled gas.  
Do not exceed Maximum primary pressure rating.

**CAUTION:**

**REGULATOR PRESSURE ADJUSTMENT** - The working range of knob adjustment is designed to permit outlet pressures within their full range. Pressure adjustment beyond this range is also possible because the knob is not a limiting device. This is a common characteristic of most industrial regulators, and limiting devices may be obtained only by special design. For best performance, regulated pressure should always be set by increasing the pressure up to the desired setting.



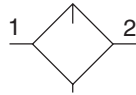
mm (Inches)

**Most Popular**



## P3Y Lubricator - Large

- Integral 3/4" or 1" ports (BSPP and NPT)
- Robust but lightweight aluminum construction
- Proportional oil delivery over a wide range of air flows
- Possible to fill under system pressure eliminating down time
- Large oil reservoir



Lubricator with drain

Port Size	Description	Part Number
3/4"	Oil Mist, Fill Under Pressure	<b>P3YLA16LSNN</b>
1"	Oil Mist, Fill Under Pressure	<b>P3YLA18LSNN</b>

### Operating Information

Supply pressure (max)*:	254 psig (17.5 bar)
Operating temperature*:	14°F to 140°F (-10°C to 60°C)
Flow capacity†:	3/4" 315 scfm (148.2 dm³/s, ANR) 1" 390 scfm (184.1 dm³/s, ANR)
Fluid:	Compressed air
Weight:	1.8 lb (0.8 kg)
† Inlet pressure 91.4 psig (6.3 bar) inlet pressure and 7.3 psig (0.5 bar) pressure drop.	
* Air supply must be dry enough to avoid ice formation at temperatures below 35.6°F (2°C).	
Low flow start point (lubrication pick-up): at 6.3 bar (91.4 psig) inlet pressure 0.5 dm³/s (1.1 scfm).	

### Ordering Information:

P3YLA
|
1
|
8
|
LSNN

<table border="1" style="width: 100%; border-collapse: collapse;"> <tr> <th style="background-color: #333; color: white;">Basic Series</th> <td></td> </tr> <tr> <td style="background-color: #333; color: white;">Lubricator</td> <td style="background-color: #333; color: white;">P3YLA</td> </tr> </table>	Basic Series		Lubricator	P3YLA	<table border="1" style="width: 100%; border-collapse: collapse;"> <tr> <th style="background-color: #333; color: white;">Thread Type*</th> <td></td> </tr> <tr> <td style="background-color: #333; color: white;">BSPP</td> <td style="background-color: #333; color: white;">1</td> </tr> <tr> <td style="background-color: #333; color: white;">NPT</td> <td style="background-color: #333; color: white;">9</td> </tr> </table>	Thread Type*		BSPP	1	NPT	9	<table border="1" style="width: 100%; border-collapse: collapse;"> <tr> <th style="background-color: #333; color: white;">Port Size</th> <td></td> </tr> <tr> <td style="background-color: #333; color: white;">3/4</td> <td style="background-color: #333; color: white;">6</td> </tr> <tr> <td style="background-color: #333; color: white;">1</td> <td style="background-color: #333; color: white;">8</td> </tr> </table>	Port Size		3/4	6	1	8
Basic Series																		
Lubricator	P3YLA																	
Thread Type*																		
BSPP	1																	
NPT	9																	
Port Size																		
3/4	6																	
1	8																	

\* Note: For 1-1/2" ported unit, please order P3YKA\*BCP port block kit separately.

**Most Popular**



**Material Specifications**

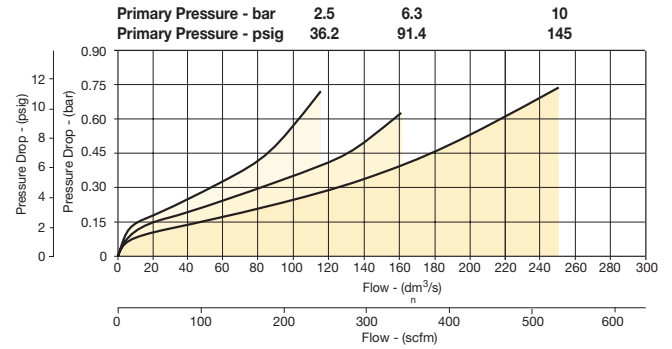
Body	Aluminium
Sight glass and bowl	Polypropylene
Sight dome	Polyamide
Lubricator cover	ABS
Top & bottom end cap	Glass filled nylon
Bayonet support	Nylon
Seals	Nitrile NBR

**Repair and Service Kits**

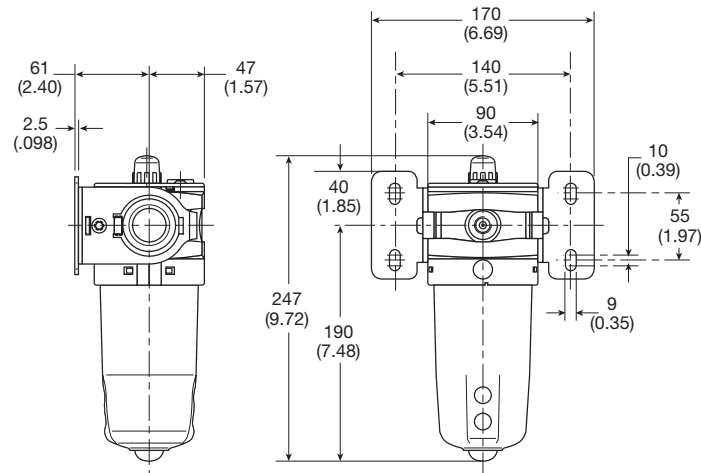
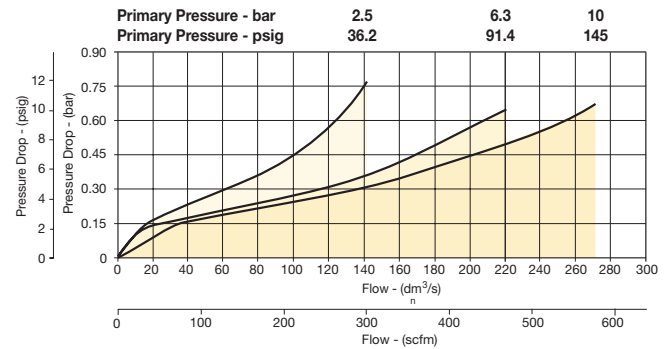
Bowl kit	<b>P3YKA00BSN</b>
Refill plug	<b>P3YKA00PL</b>
Lubricator Oil VG32 - 1 litre 0,92 kg	<b>P3YKA00PPBB</b>

**Flow Characteristics**

**(3/4") Lubricator**



**(1") Lubricator**

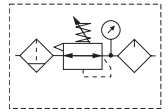


mm (Inches)

Most Popular



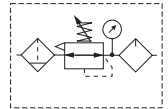
## P3Y Combinations - Large



### Filter + Regulator + Lubricator Combinations 5 micron element, 12 bar (174 psig) regulator + gauge and wall mounting bracket

Port Size	Flow <sup>‡</sup>	Weight lb (kg)	Combined Manual / Semi-Auto Drain <sup>†</sup>	Auto Drain <sup>†</sup>
3/4"	170 scfm (80.2 dm <sup>3</sup> /s, ANR)	7.3 (3.3)	<b>P3YCB16SECNFLNF</b>	<b>P3YCB16SEANFLNF</b>
1"	170 scfm (80.2 dm <sup>3</sup> /s, ANR)	7.3 (3.3)	<b>P3YCB18SECNFLNF</b>	<b>P3YCB18SEANFLNF</b>

<sup>†</sup> Standard part numbers shown in bold. For other models refer to Options chart below.  
<sup>‡</sup> Flow with 10 bar (145 psig) inlet pressure, 6.3 bar (91.4 psig) set pressure and 1 bar (14.5 psig) pressure drop.



### Filter / Regulator + Lubricator Combinations 5 micron element, 12 bar (174 psig) regulator + gauge and wall mounting bracket

Port Size	Flow <sup>‡</sup>	Weight lb (kg)	Combined Manual / Semi-Auto Drain <sup>†</sup>	Auto Drain <sup>†</sup>
3/4"	315 scfm (148.2 dm <sup>3</sup> /s, ANR)	6.2 (2.8)	<b>P3YCA16SECNFLNF</b>	<b>P3YCA16SEANFLNF</b>
1"	390 scfm (184.1 dm <sup>3</sup> /s, ANR)	6.2 (2.8)	<b>P3YCA18SECNFLNF</b>	<b>P3YCA18SEANFLNF</b>

<sup>†</sup> Standard part numbers shown in bold. For other models refer to Options chart below.  
<sup>‡</sup> Flow with 10 bar (145 psig) inlet pressure, 6.3 bar (91.4 psig) set pressure and 1 bar (14.5 psig) pressure drop.

### Ordering Information:

P3YCA
1
8
SE
C
N
F
LNF

<table border="1" style="width: 100%; border-collapse: collapse;"> <thead> <tr> <th style="background-color: #333; color: white;">Basic Series</th> <th></th> </tr> </thead> <tbody> <tr> <td style="background-color: #eee;">Filter / Regulator + Lubricator</td> <td style="text-align: center;">P3YCA</td> </tr> <tr> <td style="background-color: #eee;">Filter + Regulator + Lubricator</td> <td style="text-align: center;">P3YCB</td> </tr> </tbody> </table>	Basic Series		Filter / Regulator + Lubricator	P3YCA	Filter + Regulator + Lubricator	P3YCB	<table border="1" style="width: 100%; border-collapse: collapse;"> <thead> <tr> <th style="background-color: #333; color: white;">Thread Type*</th> <th></th> </tr> </thead> <tbody> <tr> <td style="background-color: #eee;">BSPP</td> <td style="text-align: center;">1</td> </tr> <tr> <td style="background-color: #eee;">NPT</td> <td style="text-align: center;">9</td> </tr> </tbody> </table>	Thread Type*		BSPP	1	NPT	9	<table border="1" style="width: 100%; border-collapse: collapse;"> <thead> <tr> <th style="background-color: #333; color: white;">Port Size</th> <th></th> </tr> </thead> <tbody> <tr> <td style="background-color: #eee;">3/4</td> <td style="text-align: center;">6</td> </tr> <tr> <td style="background-color: #eee;">1</td> <td style="text-align: center;">8</td> </tr> </tbody> </table>	Port Size		3/4	6	1	8	<table border="1" style="width: 100%; border-collapse: collapse;"> <thead> <tr> <th style="background-color: #333; color: white;">Element</th> <th></th> </tr> </thead> <tbody> <tr> <td style="background-color: #eee;">E</td> <td style="text-align: center;">5 micron</td> </tr> <tr> <td style="background-color: #eee;">G</td> <td style="text-align: center;">30 micron</td> </tr> </tbody> </table>	Element		E	5 micron	G	30 micron	<table border="1" style="width: 100%; border-collapse: collapse;"> <thead> <tr> <th style="background-color: #333; color: white;">Drain Type</th> <th></th> </tr> </thead> <tbody> <tr> <td style="background-color: #eee;">C</td> <td style="text-align: center;">Combined Manual / Semi-Auto Drain</td> </tr> <tr> <td style="background-color: #eee;">A</td> <td style="text-align: center;">Auto Drain</td> </tr> </tbody> </table>	Drain Type		C	Combined Manual / Semi-Auto Drain	A	Auto Drain	<table border="1" style="width: 100%; border-collapse: collapse;"> <thead> <tr> <th style="background-color: #333; color: white;">Adjustment Range</th> <th></th> </tr> </thead> <tbody> <tr> <td style="background-color: #eee;">F</td> <td style="text-align: center;">0-12 bar (0 to 174 psi) with Gauge</td> </tr> <tr> <td style="background-color: #eee;">J</td> <td style="text-align: center;">0-16 bar (0 to 232 psi) with Gauge</td> </tr> </tbody> </table>	Adjustment Range		F	0-12 bar (0 to 174 psi) with Gauge	J	0-16 bar (0 to 232 psi) with Gauge
Basic Series																																									
Filter / Regulator + Lubricator	P3YCA																																								
Filter + Regulator + Lubricator	P3YCB																																								
Thread Type*																																									
BSPP	1																																								
NPT	9																																								
Port Size																																									
3/4	6																																								
1	8																																								
Element																																									
E	5 micron																																								
G	30 micron																																								
Drain Type																																									
C	Combined Manual / Semi-Auto Drain																																								
A	Auto Drain																																								
Adjustment Range																																									
F	0-12 bar (0 to 174 psi) with Gauge																																								
J	0-16 bar (0 to 232 psi) with Gauge																																								

\* Note: For 1-1/2" ported unit, please order P3YKA\*BCP port block kit separately.

### WARNING

Product rupture can cause serious injury.  
 Do not connect regulator to bottled gas.  
 Do not exceed Maximum primary pressure rating.

### CAUTION:

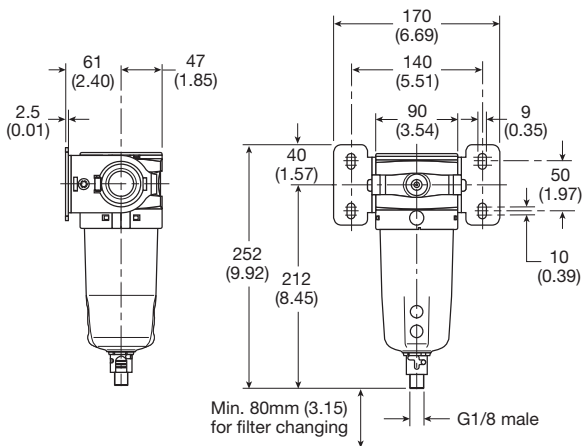
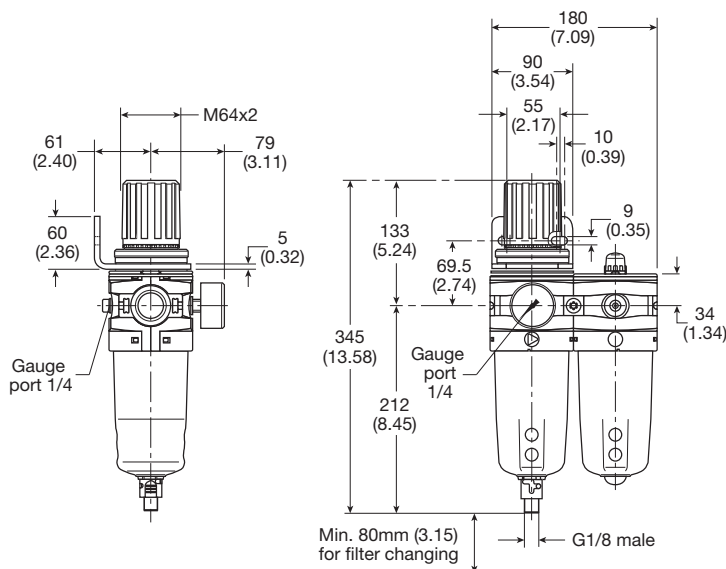
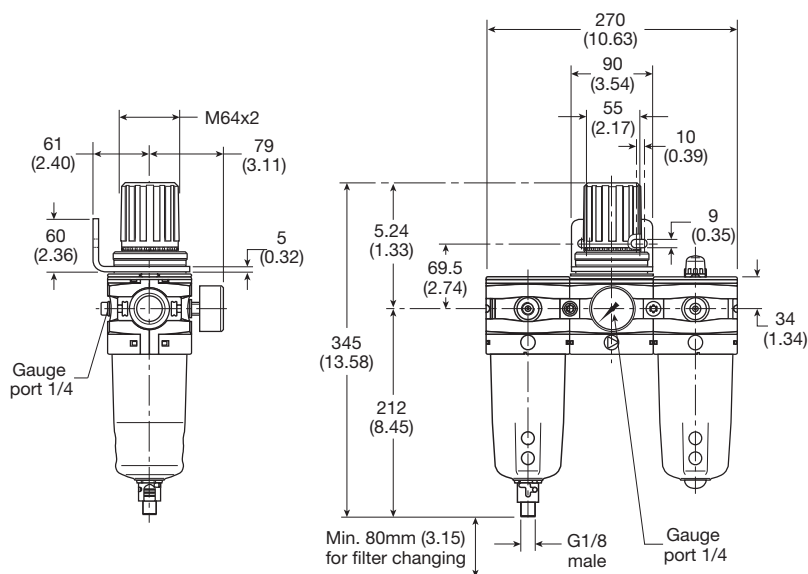
#### REGULATOR PRESSURE ADJUSTMENT -

The working range of knob adjustment is designed to permit outlet pressures within their full range. Pressure adjustment beyond this range is also possible because the knob is not a limiting device. This is a common characteristic of most industrial regulators, and limiting devices may be obtained only by special design. For best performance, regulated pressure should always be set by increasing the pressure up to the desired setting.

Most Popular



Popular Combination Dimensions mm (inches)

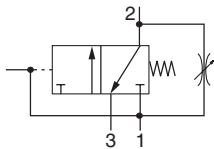


## P3Y Combined Soft Start / Dump Valve - Large

- Modular design with 3/4" & 1" integral ports (BSPP or NPT)
- Provides for the safe introduction of pressure
- Automatically dumps downstream pressure on the loss of pilot signal
- Adjustable slow start
- Solenoid or air pilot options
- High flow & exhaust capability

P3Y Series Combined Soft Start / Dump Valves, provide for the safe introduction of pressure to machines or systems. Soft Start / Dump Valves when set, allow the pressure to gradually build to the set point before fully opening to deliver full flow at line pressure.

The controlled introduction of pressure can be an important safety factor and prevent damage to tooling when air pressure is introduced at machine or system start up.



Port Size	Description	Part Number
3/4"	Air pilot operated	<b>P3YTA16PPN</b>
3/4"	24VDC 30mm coil	<b>P3YTA16SCNA2CN</b>
1"	Air pilot operated	<b>P3YTA18PPN</b>
1"	24VDC 30mm coil	<b>P3YTA18SCNA2CN</b>

### Operating Information

Operating pressure (max):		
30mm coil		232 psig (16 bar)
Operating pressure (min):		2.9 psig (0.2 bar)
Operating temperature*:		
Solenoid operated		14°F to 140°F (-10°C to 60°C)
Air pilot operated		14°F to 140°F (-10°C to 60°C)
Air pilot port:		1/8"
Exhaust port:	NPT	3/4"
	BSPP	1"
Gauge port:		1/4"
Flow capacity†:	3/4"	371 scfm (175.1 dm³/s, ANR)
	1"	424 scfm (200.1 dm³/s, ANR)
Fluid:		Compressed air
Weight:	Air pilot	3.1 lb (1.4 kg)
	30mm coil	3.5 lb (1.6 kg)

† Inlet pressure 91.4 psig (6.3 bar) inlet pressure and 7.3 psig (0.5 bar) pressure drop.

\* Air supply must be dry enough to avoid ice formation at temperatures below 35.6°F (2°C).

Snap pressure: Full flow when downstream pressure reaches 50% of the inlet pressure.

### Ordering Information:

P3YTA 1 8 S C N A 2CN

<b>Basic Series</b> Soft Start / Dump Valve <b>P3YTA</b>	<b>Thread Type*</b> BSPP <b>1</b> NPT <b>9</b>	<b>Pilot Type</b> External Air Pilot <b>P</b> Solenoid Pilot <b>S</b>	<b>Solenoid Voltage</b> <b>2CN</b> <b>24VDC</b>
	<b>Port Size</b> 3/4" <b>6</b> 1" <b>8</b>	<b>Actuator Interface</b> 30mm Operator <b>C</b> Threaded Air Pilot <b>P</b>	<b>Solenoid Type</b> <b>A</b> <b>30mm CNOMO Coil</b> <b>D</b> <b>30mm CNOMO Coil (M12 connection)</b>

\* Note: For 1-1/2" ported unit, please order P3YKA\*BCP port block kit separately.

### Most Popular

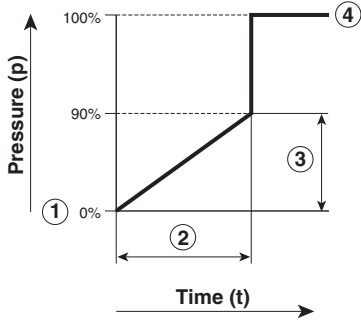


**Material Specifications**

Body	Aluminum
Body cover	ABS
Valve	Brass / NBR composite
Pilot valve booster	Aluminum
Seals	Nitrile NBR

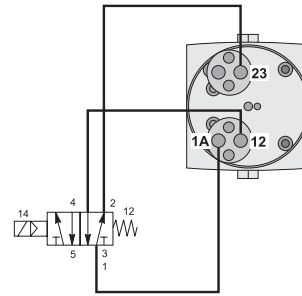
Note: For solenoid coil and cable plug options see solenoid operator pages.

**Flow Characteristics**

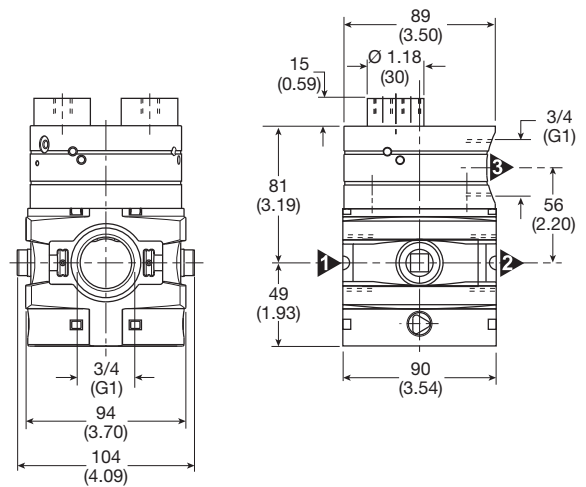
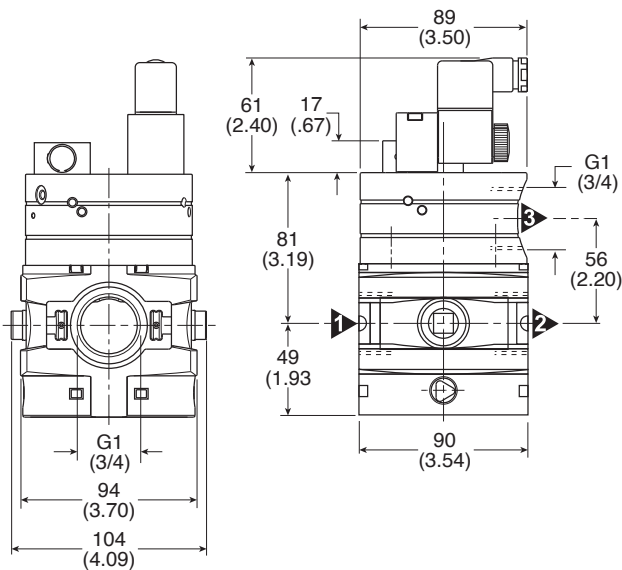
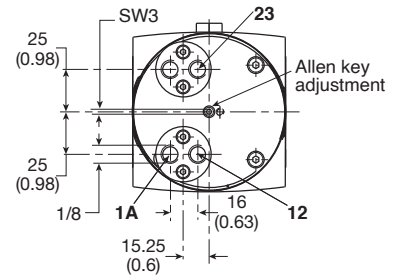
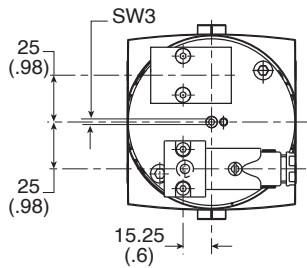
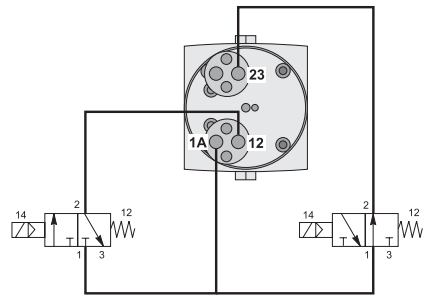


- ① Start signal
- ② Switching time delay
- ③ Gradual pressure build up
- ④ Operating pressure  $p^2 (= p^1)$

**Combined start / stop function**

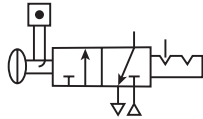


**Combined start / stop function with acknowledgement**



## P3Y Modular Ball Valve - Large

- Positive bubble tight shut-off
- 90° turn handle to prevent unauthorized adjustment
- Pad lockable (up to 6 times)
- When the inlet pressure is turned off the downstream vents through the exhaust port



Ball / Lockout Valve shuts off downstream line pressure in the closed position with a 90° turn of the handle. In the closed position, inlet air pressure is blocked and downstream / system air is exhausted through a threaded port. To prevent unauthorized adjustment, the padlock slide may be assembled on either side. It is recommended that this slide is installed after final system assembly.

The Safety Lockout valves conform to OSHA #29 CFR part 1910 – control of hazardous energy source (lockout / tagout).

Operating Information	
Operating pressure (max):	254 psig (17.5 bar)
Operating pressure (min):	29 psig (2 bar)
Operating temperature:	14°F to 140°F (-10°C to 60°C)
Flow capacity†:	3/4" 705.6 scfm (333 dm <sup>3</sup> /s, ANR)
	1" 705.6 scfm (333 dm <sup>3</sup> /s, ANR)
Weight:	3/4" 2.4 lb (1.1 kg)
	1" 2.4 lb (1.1 kg)

### Ordering Information:

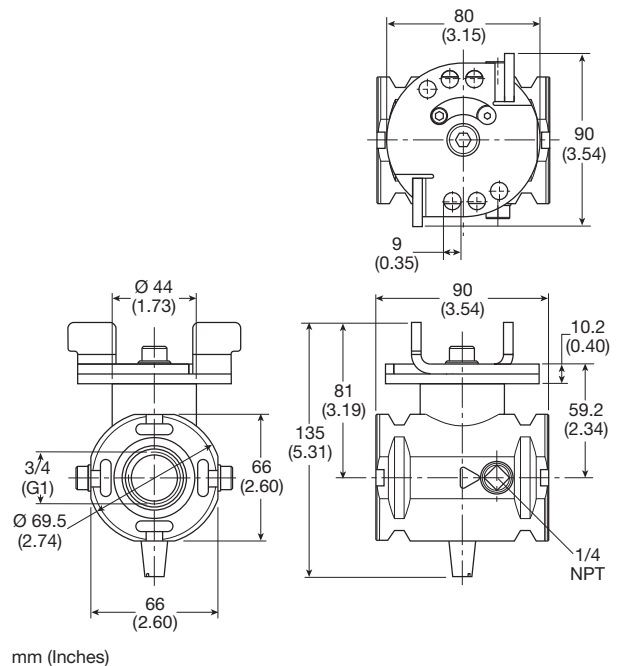
P3YVA
1
8
LBN

Basic Series	Thread Type*	Port Size
Modular Ball Valve	BSPP	3/4 6
P3YVA	1 9	1 8

\* Note: For 1-1/2" ported unit, please order P3YKA\*BCP port block kit separately.

### Material Specifications


Body	Aluminum
Valve ball	Brass / nickle plated
Handle	Aluminum
Seals	Nitrile NBR
Exhaust silencer	Sintered bronze



### Most Popular



Modular Manifold



P3Y Series Manifolds provide up to 4 extra outlet ports. They may be assembled at any position in a combination e.g. before the lubricator to provide oil free take off or at the end of a combination to provide extra outlet ports.

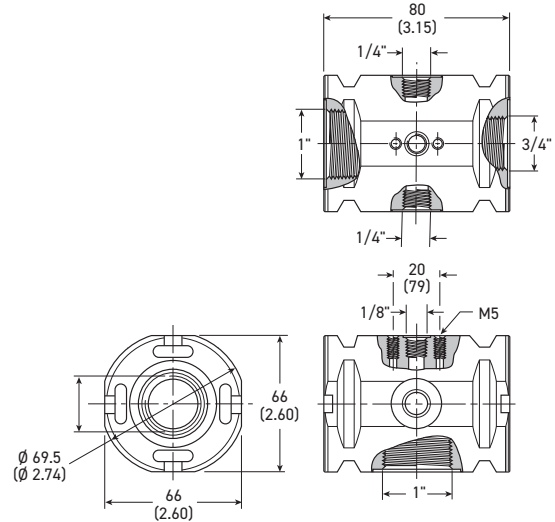
Thread Type	Part Number
BSPP	<b>P3YMA1V0N</b>
NPT	<b>P3YMA9V0N</b>

Port sizes

Inlet Port	Top	Bottom	Front and Back
3/4", 1"	1/8"	1"	1/4"

Material Specifications

Body	Aluminum
Weight	0.7 kg (1.5 lb)



mm (Inches)

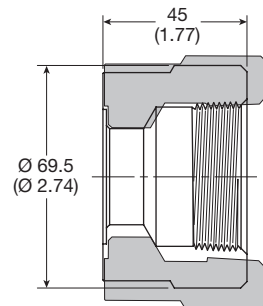
Optional Port Block Kits



- To change port sizes Port Block Kits are available.
- Allows assemblies to be removed from a hard piped system.

Material Specifications

Body	Aluminum
Weight	0.65 kg (1.43 lb)











Inches (mm)

Ordering Information:


<b>P3YKA</b>	<b>1</b>	<b>B</b>	<b>CP</b>
<b>Basic Series</b>	<b>Thread Type</b>	<b>Port Size</b>	
Port Blocks P3YKA	BSPP 1	1-1/4 A	
	NPT 9	1-1/2 B	

Most Popular



Description	Connection	Weight lb (kg)	Part Number	
0.01 micron Element Kit			<b>P3YKA00ESC</b>	
1 micron Element Kit			<b>P3YKA00ES9</b>	
5 micron Element Kit			<b>P3YKA00ESE</b>	
30 micron Element Kit			<b>P3YKA00ESG</b>	
Adsorber Element Kit			<b>P3YKA00ESA</b>	
Bowl Kit With Combined Manual / Semi-Auto Drain			<b>P3YKA00BSC</b>	
Bowl Kit With Auto Drain			<b>P3YKA00BSA</b>	
Bowl Kit			<b>P3YKA00BSN</b>	
Connector O-Ring Kit	Qty: 5		<b>P3YKA08CY</b>	
Differential Pressure Indicator Kit			<b>P3YKA00RQ</b>	
Diaphragm Kit (Relieving Type)			<b>P3YKA00RR</b>	
Diaphragm Kit (Non-Relieving Type)			<b>P3YKA00RN</b>	
Key Lock (Replacement)			<b>P3XKA00AS</b>	
Lubricator Oil	VG32 - 1 litre	2.03 (0.92)	<b>P3YKA00PPBB</b>	
Neck Mounting Bracket Kit		8.27 (3.75)	<b>P3YKA00MS</b>	
P3y Connecting Kit		0.11 (0.05)	<b>P3YKA00CB</b>	
Panel Mounting Nut (Aluminum)		1.54 (0.70)	<b>P3YKA00MM</b>	
Pressure Gauge	0 to 300 psig 0 to 20 bar	1/4"	<b>KG8013-00</b>	
Refill Plug			<b>P3YKA00PL</b>	
Wall Mounting Brackets		0.44 (0.2)	<b>P3YKA00CW</b>	

**Pressure Switches**

P31/P32/P33/ P3Y	Pressure Switches KL with plug	1/8 male, 1 à 10 bar (PR / 1-10 NC ST 1/8 48) Break contact, IP65, Max 48V	KL3437-00	
		1 to 10 bar (PR / 1-10 NO ST 1/8 48) Make contact, IP65, Max 48V	KL3438-00	
	Adapter	* Male-1/4 to female-1/8	0178 13 10	
	Pressure sensor block without plug	0,5 to 8 (G1/4-8I-DIN), IP65, Max 250V 1 to 16 (G1/4-16I-DIN), IP65, Max 250V	KL3202-00 KL3203-00	
	Adapter	* Male-1/4 to male-1/4	0901 00 13	
	plug	GSD-30DS Standard 4-pin GSD-30DSL24V with DEL 24V 4-pin GSD-30DSL230V with DEL 230V 4-pin	KL3349-00 KL3350-00 KL3351-00	

**Most Popular**



Parker Hannifin Corporation  
**Motion Systems Group Europe**  
Parker Hannifin EMEA Sàrl European Headquarters  
La Tuilière 6 Etoy  
Switzerland CH-1163  
[www.parker.com](http://www.parker.com)

PDE2676TCUK 08/2024

Your Local Authorized Parker Distributor

© 2024 Parker Hannifin Corporation

